





2019 National Clubs Carnival Day 2

Scores Level 8 Day 2

Women / 8

Sep 20-29, 2019

Session: 12B,12Y,13B,13Y,14B,14Y

Num	Name	Team							AA
		#1	#2	#3					
<u>Active Gymnastics</u>									
769	Eve SCHREIBER-WOOD	T1			11.700	10.133	11.566	13.050	46.449
771	Sabina VICOLI	T1			11.566	10.133	10.600	12.750	45.049
768	Abby MERCER	T1			11.433	10.400	11.466	10.800	44.099
770	Jacinta SCHWEIZER	T1			11.633	9.000	9.166	12.400	42.199
767	Jaynie KINNELL	T1			—	—	—	13.100	13.100
<u>Australian Academy</u>									
797	Satine RIZZO				12.166	8.666	9.800	11.500	42.132
<u>Bunnerong Gym</u>									
882	Amelia Ramshah SHARIFF	T1			12.733	12.233	11.433	12.100	48.499
881	Georgina NGAPOULA	T1			12.866	11.033	10.066	12.700	46.665
880	Claudia MATET	T1			11.200	11.100	10.966	11.550	44.816
878	Riva BURKETT	T1			10.666	10.733	9.433	10.800	41.632
877	Maya ANDERSON	T1			12.033	—	—	—	12.033
<u>Canberra City Gym</u>									
906	Aarya PATEL	T1			12.766	11.300	11.000	13.200	48.266
904	Maisie GREEN	T1			11.700	12.366	10.933	12.350	47.349
903	Georgia GODWIN	T1			12.966	10.566	10.833	12.050	46.415
905	Ella KELLY	T1			12.033	12.200	9.666	12.300	46.199
<u>Cheltenham Youth</u>									
960	Alanna WATSON	T1			11.966	11.166	12.366	12.300	47.798
958	Yvie DOLAN	T1			12.700	12.333	10.266	11.800	47.099
957	Alva DAYOAN	T1			11.766	11.466	11.200	12.650	47.082
956	Cherry CAMERON	T1			12.566	11.733	10.400	12.150	46.849
959	Jessica LATIMER	T1			11.233	12.000	10.766	12.050	46.049
<u>Delta Gym Brisbane</u>									
1031	Isabella WILSON	T1			13.533	13.100	11.466	12.950	51.049
1027	Ruby INGLE	T1			13.733	11.766	11.033	12.150	48.682
1025	Lori HEFFORD	T1			12.933	11.433	10.333	13.000	47.699
1026	Bronte INCE	T1			13.566	—	11.666	12.050	37.282
1030	Maya SUDRIKKU	T1			12.200	12.033	11.366	—	35.599
1029	Jaime RULE	T1			—	11.266	9.766	—	21.032
<u>Flyaway Gymnastics</u>									
1102	Keira BYRNE	T1			11.166	10.166	10.733	11.366	43.431
1104	Ella SEMPLE	T1			11.266	9.133	8.900	11.500	40.799
1103	Grace NORMAN	T1			11.066	9.000	9.033	11.533	40.632





2019 National Clubs Carnival Day 2

Scores Level 8 Day 2

Women / 8

Sep 20-29, 2019

Session: 12B,12Y,13B,13Y,14B,14Y

Num	Name	Team							AA
		#1	#2	#3					
<u>Geelong YMCA</u>									
1123	Sage DENNIS	T2			11.400	11.633	12.100	10.850	45.983
1120	Vivian BAYLES	T2			11.100	12.000	9.800	12.500	45.400
789	Trinity DE LANCE AU-YONG	T2			11.500	11.966	11.566	10.150	45.182
1124	Camille DOYLE	T1			10.966	10.700	11.100	11.633	44.399
1122	Charli COX	T2			11.633	11.266	10.933	10.300	44.132
1128	Addyson JONES	T2			11.666	10.133	10.033	11.200	43.032
1127	Cassie HOWELLS	T1			11.200	8.966	10.133	12.000	42.299
1121	Grace CLARKE	T1			11.500	9.433	9.566	11.033	41.532
1126	Georgia HOLMES	T1			10.833	9.300	7.633	11.500	39.266
1125	Willow GALLAGHER	T1			10.966	8.833	7.300	11.566	38.665
<u>Gold Coast Gym</u>									
1155	Jasmine HACKETT	T1			13.000	12.033	11.133	12.100	48.266
1156	Jorja HIBBERD	T1			13.200	9.533	10.600	11.233	44.566
1157	Skye WHITE	T1			11.700	10.700	9.033	12.266	43.699
<u>Gungahlin Gymnastics</u>									
1166	Ishoura CONSEN				11.800	___	___	11.866	23.666
<u>Icon Gymsports</u>									
1203	Anyka DIANCIN	T1			11.833	11.066	11.266	12.750	46.915
1205	Taylor RONDEAU	T1			10.833	9.433	11.433	12.300	43.999
1207	Olivia TINGAY	T1			11.766	9.266	10.733	12.150	43.915
1202	Isobel BAGLEY	T1			10.766	9.400	10.433	10.750	41.349
<u>Jets Gymnastics</u>									
1253	Sienna PAVITT	T1			12.866	12.900	11.500	12.600	49.866
1251	Jasmine LAW	T1			13.233	11.633	11.766	13.000	49.632
1252	Etoile LITTLE	T1			11.500	10.700	11.766	12.500	46.466
1249	Emily HARRIS	T1			11.833	11.633	10.533	12.350	46.349
1250	Charlize INCIONG	T1			___	10.466	11.366	10.550	32.382
<u>Kingborough GymSport</u>									
1269	Charlotte BARNES	T1			11.333	11.066	11.800	12.366	46.565
1272	Claudia SAMPSON	T1			11.400	11.466	10.100	10.666	43.632
1271	Lily KNOWLES	T1			11.233	10.033	8.400	11.533	41.199
<u>Lawnton Academy Gym</u>									
1299	Lila JARMAINE	T1			11.500	9.000	10.666	11.200	42.366
1298	Taya BENSLEY	T1			11.600	8.433	10.233	11.866	42.132
1300	Jennifer MACPHERSON	T1			11.500	10.000	9.000	11.300	41.800
1301	Scarlett STILLER	T1			11.100	9.833	9.400	10.833	41.166





2019 National Clubs Carnival Day 2

Scores Level 8 Day 2

Women / 8

Sep 20-29, 2019

Session: 12B,12Y,13B,13Y,14B,14Y

Num	Name	Team							AA
		#1	#2	#3					
<u>Manly Warringah Gym</u>									
1333	Clara O'REILLY	T1		12.566	10.866	11.500	11.600	46.532	
1331	India HOLDEN	T1		12.966	12.000	9.766	11.750	46.482	
1332	Zaria MOUJALLI	T1		10.900	12.200	11.133	11.450	45.683	
1330	Zoe BACIU	T1		12.233	11.066	9.733	11.100	44.132	
1334	Nina TERREY	T1		10.700	10.300	10.166	10.750	41.916	
<u>Maroochy Beach Gym</u>									
1368	Freya LORD	T1		11.800	11.766	11.666	11.566	46.798	
1367	Madison HORTON/EAST	T1		11.766	11.200	11.200	11.933	46.099	
1366	Layna DALY	T1		11.366	9.500	11.900	11.666	44.432	
1369	Ella WILSON	T1		11.266	8.000	9.033	11.233	39.532	
<u>Northern Districts</u>									
1424	Catharina JANKOWITZ	T1		11.800	10.733	10.433	11.166	44.132	
1425	Belle MONKLEY	T1		11.200	11.733	8.800	10.466	42.199	
1423	Colette EASON	T1		11.200	8.400	10.733	11.800	42.133	
1426	Holli MUIRHEAD	T1		11.700	9.333	8.966	10.866	40.865	
<u>PIT Gymnastics</u>									
1451	Jessica CHANG	T1		11.633	10.600	10.200	11.833	44.266	
1448	Emily AWAD	T1		12.000	9.500	10.733	11.700	43.933	
1450	Sienna CARIDI	T1		11.233	8.900	10.233	11.366	41.732	
1452	Veda MILEVA	T1		11.400	8.533	9.633	10.733	40.299	
1449	Anneliese BEADLE	T1		11.000	7.366	9.866	10.866	39.098	
<u>Premier Gymnastics</u>									
1512	Emily FOTEK	T1		13.366	12.933	12.366	12.400	51.065	
1509	Doreen CHIANG	T1		12.900	13.200	11.800	13.100	51.000	
1517	Cali WESTMORELAND	T1		12.700	12.000	12.800	13.500	51.000	
1511	Lauren FATHERS	T1		13.400	13.000	10.766	12.700	49.866	
1510	Mikayla CLARK	T1		13.433	13.300	10.533	12.200	49.466	
1514	Maxine MACKENZIE	T1		12.100	12.133	11.166	12.550	47.949	
1513	Keely MACGERAGHTY			12.766	9.233	11.033	12.266	45.298	
1516	Erin TAIT			—	—	—	12.000	12.000	
<u>Pulse Gymnastics</u>									
1538	Veronica ATANASOVSKA	T1		10.833	10.000	10.566	12.266	43.665	
1539	Latisha CUNSOLO	T1		11.266	9.533	10.300	12.433	43.532	
1540	Arabella DIMARCO	T1		11.866	8.933	9.366	11.266	41.431	
<u>Saints Gym</u>									
788	Jasmyn WRIGHT	T1		11.433	11.600	11.800	12.200	47.033	





2019 National Clubs Carnival Day 2

Scores Level 8 Day 2

Women / 8

Sep 20-29, 2019

Session: 12B,12Y,13B,13Y,14B,14Y

Num	Name	Team							AA
		#1	#2	#3					
<u>Saints Gym</u> continued...									
1565	Alicia PISZCYK	T1			11.933	10.366	10.466	12.033	44.798
1564	Emma MOULDS	T1			10.800	9.166	9.333	11.833	41.132
1562	Lucy KITCHING	T1			9.666	7.500	9.100	8.500	34.766
1563	Charlotte MCLOUGHLIN	T1			___	8.966	10.033	11.633	30.632
<u>So-Fun Gymnastics</u>									
1572	Laila COX				11.000	7.966	10.566	10.100	39.632
<u>Southern Canberra</u>									
1593	Bridie HARRIOTT	T1			12.333	10.766	12.133	11.100	46.332
1815	Caylee MCCOSKER	T1			12.033	10.633	9.866	12.200	44.732
1594	Khya ROCHE	T1			10.966	10.966	10.200	11.250	43.382
<u>Southport Gymnastics</u>									
1620	Samantha MORYTA	T1			11.900	12.466	10.033	11.733	46.132
1619	Emma DEFAZIO	T1			11.800	10.400	9.900	11.000	43.100
1621	Stephanie SPRAGUE	T1			11.200	8.566	8.966	11.466	40.198
<u>Sydney Gym Centre</u>									
1676	Kayli SCOTT				11.366	8.400	10.466	12.166	42.398
<u>Tamworth Gymnastics</u>									
1690	Paige SEATON	T1			12.866	12.333	10.666	12.500	48.365
1691	Annalise TIGHE	T1			12.300	12.266	10.666	12.750	47.982
1687	Jemma BAKER	T1			13.333	10.100	11.333	13.150	47.916
1692	Maisie WILDE	T1			12.100	12.000	10.866	12.800	47.766
1693	Sapphire KUCZER	T1			11.766	11.500	10.266	11.650	45.182
1688	Josie DOUGLAS	T1			___	12.000	___	___	12.000
<u>Waverley Gymnastics</u>									
1748	Hanano SAKAMOTO	T1			12.966	12.800	11.600	12.500	49.866
1747	Zhimei ROSS	T1			13.066	12.300	11.533	12.800	49.699
1743	Indianna GILSON	T1			12.800	12.133	8.800	12.400	46.133
1744	Madison JOY	T1			12.666	10.733	10.433	11.350	45.182
1746	Alyssa MORLEY	T1			11.800	10.300	10.300	11.700	44.100
1745	Jessie KIRK	T1			11.400	11.600	9.700	11.000	43.700
<u>Western Districts</u>									
1776	Eliza ELLERBY	T1			12.466	9.400	11.600	11.433	44.899
1780	Lily THAMES	T1			11.200	9.866	11.166	11.633	43.865
1775	Alexandra DIAKOGIANNIS	T1			11.033	10.766	10.333	11.333	43.465
1774	Lily CARTER	T2			11.633	9.533	9.833	11.966	42.965
1781	Chloe VIDLER	T2			11.133	10.000	10.200	11.566	42.899





2019 National Clubs Carnival Day 2

Scores Level 8 Day 2

Women / 8

Sep 20-29, 2019

Session: 12B,12Y,13B,13Y,14B,14Y

Num	Name	Team							AA
		#1	#2	#3					
Western Districts continued...									
1778	Isabel LUTTON	T1			11.033	9.466	10.566	11.800	42.865
1777	Isobel HUGHES	T2			11.033	10.000	10.200	11.200	42.433
1779	Ruby MCCAHERN	T2			11.266	9.633	9.566	11.033	41.498