





2019 National Clubs Carnival

Scores Level 8 Day 1

Sep 20-29, 2019

Women / 8
Session: 09B,09Y,10B,10Y,11B,11Y





Num	Name	Team							AA
		#1	#2	#3					
<u>Active Gymnastics</u>									
767	Jaynie KINNELL	T1			11.333	10.433	11.400	13.200	46.366
769	Eve SCHREIBER-WOOD	T1			11.333	11.200	10.550	12.600	45.683
771	Sabina VICOLI	T1			11.133	10.533	10.850	12.300	44.816
768	Abby MERCER	T1			11.233	10.333	11.350	10.500	43.416
770	Jacinta SCHWEIZER	T1			11.466	7.333	10.450	11.500	40.749
<u>Australian Academy</u>									
797	Satine RIZZO				12.566	8.866	9.533	10.350	41.315
<u>Bunnerong Gym</u>									
882	Amelia Ramshah SHARIFF	T1			13.233	12.233	12.566	12.550	50.582
878	Riva BURKETT	T1			10.966	11.766	10.433	11.500	44.665
877	Maya ANDERSON	T1			12.133	10.633	10.566	11.300	44.632
881	Georgina NGAPOULA	T1			13.033	10.233	8.600	12.550	44.416
880	Claudia MATET	T1			11.166	10.400	10.100	11.600	43.266
<u>Canberra City Gym</u>									
906	Aarya PATEL	T1			12.700	12.333	11.266	13.200	49.499
904	Maisie GREEN	T1			11.933	11.666	10.733	12.250	46.582
905	Ella KELLY	T1			12.000	12.100	9.966	11.550	45.616
903	Georgia GODWIN	T1			12.233	10.866	10.266	11.900	45.265
<u>Cheltenham Youth</u>									
956	Cherry CAMERON	T1			11.766	11.633	12.350	12.400	48.149
959	Jessica LATIMER	T1			12.300	10.700	11.450	11.900	46.350
960	Alanna WATSON	T1			11.533	11.066	11.150	12.000	45.749
957	Alva DAYOAN	T1			11.233	10.700	11.350	12.300	45.583
958	Yvie DOLAN	T1			11.633	11.033	9.650	12.100	44.416
<u>Delta Gym Brisbane</u>									
1031	Isabella WILSON	T1			13.200	12.900	12.266	12.800	51.166
1027	Ruby INGLE	T1			13.500	12.133	10.666	12.850	49.149
1025	Lori HEFFORD	T1			12.866	10.266	12.033	12.950	48.115
1026	Bronte INCE	T1			12.200	___	12.266	12.000	36.466
1030	Maya SUDRIKKU	T1			12.200	12.133	11.366	___	35.699
1029	Jaime RULE	T1			___	12.400	11.900	___	24.300
<u>Flyaway Gymnastics</u>									
1102	Keira BYRNE	T1			11.200	10.033	10.566	11.550	43.349
1104	Ella SEMPLE	T1			11.633	9.200	9.066	10.950	40.849
1103	Grace NORMAN	T1			11.466	8.733	8.266	9.900	38.365

2019 National Clubs Carnival

Scores Level 8 Day 1

Sep 20-29, 2019

Women / 8
Session: 09B,09Y,10B,10Y,11B,11Y





Num	Name	Team							AA
		#1	#2	#3					
<u>Geelong YMCA</u>									
1128	Addyson JONES	T2			11.566	11.033	11.700	12.000	46.299
789	Trinity DE LANCE AU-YONG	T2			10.833	12.366	10.800	11.466	45.465
1124	Camille DOYLE	T1			11.233	10.500	10.466	12.200	44.399
1120	Vivian BAYLES	T2			11.100	11.166	8.850	12.233	43.349
1122	Charli COX	T2			12.000	10.233	10.550	10.433	43.216
1123	Sage DENNIS	T2			11.400	8.900	10.850	11.833	42.983
1126	Georgia HOLMES	T1			10.866	9.300	9.833	11.500	41.499
1125	Willow GALLAGHER	T1			10.966	8.633	9.466	11.950	41.015
1127	Cassie HOWELLS	T1			11.533	9.200	8.433	10.300	39.466
1121	Grace CLARKE	T1			11.233	9.300	7.766	11.150	39.449
<u>Gold Coast Gym</u>									
1155	Jasmine HACKETT	T1			13.100	11.100	10.300	12.433	46.933
1157	Skye WHITE	T1			12.066	10.733	9.400	12.533	44.732
1156	Jorja HIBBERD	T1			13.366	9.233	10.050	10.966	43.615
<u>Gungahlin Gymnastics</u>									
1166	Ishoura CONSEN				11.533	___	0.000	11.566	23.099
<u>Icon Gymsports</u>									
1203	Anyka DIANCIN	T1			12.900	11.200	11.266	12.450	47.816
1207	Olivia TINGAY	T1			13.066	9.700	12.200	12.100	47.066
1205	Taylor RONDEAU	T1			11.366	9.500	10.033	12.000	42.899
1202	Isobel BAGLEY	T1			10.733	9.666	10.266	11.100	41.765
<u>Jets Gymnastics</u>									
1251	Jasmine LAW	T1			12.866	13.266	11.133	12.850	50.115
1253	Sienna PAVITT	T1			12.433	12.933	9.266	12.800	47.432
1249	Emily HARRIS	T1			11.500	11.566	9.866	12.250	45.182
1252	Etoile LITTLE	T1			11.466	8.266	9.833	12.650	42.215
1250	Charlize INCIONG	T1			___	11.566	11.333	12.450	35.349
<u>Kingborough GymSport</u>									
1269	Charlotte BARNES	T1			11.133	10.233	11.150	12.466	44.982
1272	Claudia SAMPSON	T1			11.233	11.766	10.100	11.033	44.132
1271	Lily KNOWLES	T1			11.066	9.900	9.050	11.533	41.549
<u>Lawnton Academy Gym</u>									
1298	Taya BENSLEY	T1			11.266	10.866	10.050	12.433	44.615
1301	Scarlett STILLER	T1			11.500	7.700	9.500	11.633	40.333
1299	Lila JARMAINE	T1			11.833	7.700	10.300	10.100	39.933
1300	Jennifer MACPHERSON	T1			12.300	6.100	8.650	11.300	38.350

2019 National Clubs Carnival

Scores Level 8 Day 1

Sep 20-29, 2019

Women / 8
Session: 09B,09Y,10B,10Y,11B,11Y





Num	Name	Team							AA
		#1	#2	#3					
<u>Manly Warringah Gym</u>									
1332	Zaria MOUJALLI	T1		11.233	12.233	11.700	11.950	47.116	
1331	India HOLDEN	T1		13.033	11.000	9.433	11.750	45.216	
1333	Clara O'REILLY	T1		12.700	10.000	10.833	11.650	45.183	
1334	Nina TERREY	T1		11.466	11.200	9.733	11.250	43.649	
1330	Zoe BACIU	T1		12.400	8.300	9.333	11.500	41.533	
<u>Maroochy Beach Gym</u>									
1367	Madison HORTON/EAST	T1		12.000	11.400	9.450	11.933	44.783	
1366	Layna DALY	T1		11.733	9.566	10.900	12.466	44.665	
1368	Freya LORD	T1		12.866	9.866	9.300	12.066	44.098	
1369	Ella WILSON	T1		11.266	9.333	8.150	11.233	39.982	
<u>Northern Districts</u>									
1425	Belle MONKLEY	T1		11.200	11.633	7.350	11.833	42.016	
1424	Catharina JANKOWITZ	T1		11.200	9.400	9.200	11.200	41.000	
1426	Holli MUIRHEAD	T1		10.866	7.366	9.050	11.266	38.548	
1423	Colette EASON	T1		10.966	8.433	7.950	11.066	38.415	
<u>PIT Gymnastics</u>									
1451	Jessica CHANG	T1		11.500	10.266	11.900	11.950	45.616	
1448	Emily AWAD	T1		11.900	8.566	10.766	12.450	43.682	
1450	Sienna CARIDI	T1		11.400	8.400	9.000	11.500	40.300	
1449	Anneliese BEADLE	T1		11.333	8.700	9.100	10.600	39.733	
1452	Veda MILEVA	T1		11.566	7.866	9.500	10.500	39.432	
<u>Premier Gymnastics</u>									
1509	Doreen CHIANG	T1		13.300	13.133	12.800	12.600	51.833	
1511	Lauren FATHERS	T1		12.966	12.633	12.250	12.500	50.349	
1517	Cali WESTMORELAND	T1		12.800	11.500	12.650	12.300	49.250	
1512	Emily FOTEK	T1		12.700	12.533	11.600	11.566	48.399	
1514	Maxine MACKENZIE	T1		12.733	11.333	11.450	12.500	48.016	
1510	Mikayla CLARK	T1		12.300	12.333	10.550	12.200	47.383	
1513	Keely MACGERAGHTY	T2		13.033	11.066	10.050	12.000	46.149	
1516	Erin TAIT	T2		—	—	—	11.733	11.733	
<u>Pulse Gymnastics</u>									
1539	Latisha CUNSOLO	T1		11.366	7.533	10.200	12.100	41.199	
1538	Veronica ATANASOVSKA	T1		10.566	9.066	9.666	11.200	40.498	
1540	Arabella DIMARCO	T1		11.366	8.466	10.100	10.250	40.182	
<u>Saints Gym</u>									
788	Jasmyn WRIGHT	T1		11.650	12.066	11.733	12.150	47.599	

2019 National Clubs Carnival

Scores Level 8 Day 1

Sep 20-29, 2019

Women / 8
Session: 09B,09Y,10B,10Y,11B,11Y





Num	Name	Team							AA
		#1	#2	#3					
<u>Saints Gym</u> continued...									
1565	Alicia PISZCYK	T1			11.966	9.900	11.266	11.650	44.782
1564	Emma MOULDS	T1			11.300	9.833	10.700	11.950	43.783
1562	Lucy KITCHING	T1			10.066	9.000	9.800	8.200	37.066
1563	Charlotte MCLOUGHLIN	T1			___	8.533	9.800	10.650	28.983
<u>So-Fun Gymnastics</u>									
1572	Laila COX				10.600	7.633	8.000	8.950	35.183
<u>Southern Canberra</u>									
1593	Bridie HARRIOTT	T1			12.633	11.933	11.300	12.900	48.766
1815	Caylee MCCOSKER	T1			11.833	9.833	11.150	12.700	45.516
1594	Khya ROCHE	T1			10.633	10.500	11.150	11.600	43.883
<u>Southport Gymnastics</u>									
1620	Samantha MORYTA	T1			12.333	11.600	9.450	11.733	45.116
1619	Emma DEFAZIO	T1			11.333	9.733	10.300	10.733	42.099
1621	Stephanie SPRAGUE	T1			11.233	9.200	9.550	11.566	41.549
<u>Sydney Gym Centre</u>									
1676	Kayli SCOTT				11.433	8.300	9.900	10.900	40.533
<u>Tamworth Gymnastics</u>									
1690	Paige SEATON	T1			12.800	12.200	11.200	12.133	48.333
1691	Annalise TIGHE	T1			12.266	11.866	10.700	12.366	47.198
1688	Josie DOUGLAS	T1			11.633	12.033	10.650	12.166	46.482
1692	Maisie WILDE	T1			11.866	10.933	10.700	12.566	46.065
1687	Jemma BAKER	T1			12.600	9.766	10.600	12.400	45.366
1693	Sapphire KUCZER	T1			11.100	10.366	9.050	12.266	42.782
<u>Waverley Gymnastics</u>									
1748	Hanano SAKAMOTO	T1			12.500	12.533	10.750	12.266	48.049
1747	Zhimei ROSS	T1			13.100	12.100	9.550	12.100	46.850
1744	Madison JOY	T1			12.400	9.700	9.800	11.666	43.566
1743	Indianna GILSON	T1			10.700	10.066	10.250	12.100	43.116
1746	Alyssa MORLEY	T1			11.966	10.300	9.300	11.300	42.866
1745	Jessie KIRK	T1			11.300	10.866	8.150	11.233	41.549
<u>Western Districts</u>									
1778	Isabel LUTTON	T1			11.133	11.133	10.400	11.350	44.016
1775	Alexandra DIAKOIANNIS	T1			11.266	11.400	9.766	11.550	43.982
1781	Chloe VIDLER	T2			11.700	8.533	10.933	12.100	43.266
1774	Lily CARTER	T2			11.666	8.766	10.600	11.850	42.882
1776	Eliza ELLERBY	T1			11.466	8.833	10.033	11.400	41.732

2019 National Clubs Carnival

Scores Level 8 Day 1

Sep 20-29, 2019

Women / 8
Session: 09B,09Y,10B,10Y,11B,11Y

Num	Name	Team							AA
		#1	#2	#3					
Western Districts continued...									
1777	Isobel HUGHES		T2	11.533	9.366	9.633	11.200	41.732	
1780	Lily THAMES		T1	11.266	8.400	9.966	10.400	40.032	
1779	Ruby MCCAHERN		T2	11.233	7.900	8.933	10.900	38.966	