





WAG National Clubs 2018 L8-10 Day 2

Team Results L8 Day 2 FLOOR

Women / All Levels
Session: 1PI,2PI,3PI,4PI,5PI

Oct 7, 2018





Rank	Gym	Team	Score				
1	Delta Gym Brisbane	T1	151.282	39.933 1	37.900 2	37.899 1	35.550 6
2	Shire Gymnastics	T1	146.848	37.165 7	36.800 3	35.833 5	37.050 1
3	Premier Gymnastics	T1	146.481	37.865 6	36.250 5T	36.766 2	35.600 5
4	Grips Gym Club	AQU	145.881	38.132 5	38.250 1	33.499 13	36.000 4
5	Canberra City Gym	T1	145.565	39.699 2	35.200 12T	33.666 12	37.000 2
6	Maroochy Beach Gym	T1	145.331	37.132 8	35.850 8	36.099 3	36.250 3
7	Allstar Gym Academy	T1	143.614	38.465 4	35.600 10	34.499 8	35.050 9T
8	MYC Gymnastics	T1	141.965	36.365 11T	36.250 5T	34.200 10	35.150 8
9	Gold Coast Gym	T1	141.665	36.766 9	35.800 9	35.199 7	33.900 17T
10	Southport Gymnastics	T1	141.514	35.599 15	36.500 4	35.365 6	34.050 15
11	North Narrabeen	T1	141.250	38.500 3	34.600 14	33.700 11	34.450 13
12	AAGI	T1	140.664	36.365 11T	35.500 11	33.299 15	35.500 7
13	Cheltenham Youth	T1	139.281	35.732 14	36.150 7	33.099 16	34.300 14
14	MLC Gymnastics	T1	138.198	36.366 10	33.450 16	33.432 14	34.950 11
15	Waverley Gymnastics	BLU	138.115	34.400 21	33.950 15	35.865 4	33.900 17T
16	Lawnton Academy Gym	T1	134.748	34.932 20	32.950 17T	33.066 17	33.800 19T
17	Grips Gym Club	SIL	134.364	35.032 17	35.200 12T	29.532 21	34.600 12
18	Manly Warringah Gym	T1	134.064	34.998 19	32.950 17T	31.066 20	35.050 9T

WAG National Clubs 2018 L8-10 Day 2

Team Results L8 Day 2 FLOOR

Women / All Levels
Session: 1PI,2PI,3PI,4PI,5PI

Oct 7, 2018




Rank	Gym	Team	Score				
19	Waverley Gymnastics	RED	133.915	36.233 13	29.900 21	34.332 9	33.450 22
20	Tea Tree Gully Gym	T1	130.565	34.999 18	30.400 20	31.966 18T	33.200 24
21	Castle Hill RSL	T1	130.349	33.533 24	31.050 19	31.966 18T	33.800 19T
22	Kingborough GymSport	T1	125.415	33.199 26	29.350 22	28.866 23	34.000 16
23	Lawnton Academy Gym	T2	124.631	33.832 23	28.350 24	28.899 22	33.550 21
24	Move It Gymnastics	T1	119.232	33.233 25	27.250 25	27.799 24	30.950 25
25	Aerosport Allstars	T1	119.064	34.032 22	29.150 23	27.232 25	28.650 26
26	Sydney Gym Centre	T1	118.148	35.233 16	26.300 26	23.365 26	33.250 23

WAG National Clubs 2018 L8-10 Day 2

Team Results L10 Day 2 FLOOR

Women / 10
Session: 2PU,3PU,4PU,5PU

Oct 7, 2018





Rank	Gym	Team	Score				
1	Waverley Gymnastics	T1	160.082	40.733 1	42.733 1	38.250 2	38.366 3
2	MLC Gymnastics	T1	152.646	38.565 13	35.332 9	39.450 1	39.299 2
3	Delta Gym Brisbane	T1	152.530	39.900 7	35.865 6	37.200 6	39.565 1
4	360 Gymnastics	T1	152.514	38.966 11	37.866 2	38.150 3	37.532 6
5	Blackert Gymnastics	T1	151.498	40.432 3	35.833 7	37.600 4	37.633 5
6	MYC Gymnastics	T1	149.947	40.466 2	35.599 8	35.550 8	38.332 4
7	Allstar Gym Academy	T1	149.131	40.199 5	37.099 3	34.800 11	37.033 7
8	Premier Gymnastics	T1	148.697	40.200 4	35.932 5	37.300 5	35.265 12
9	Canberra City Gym	T1	147.897	40.132 6	36.666 4	35.400 9	35.699 10
10	Gold Coast Gym	T1	143.964	39.466 8	32.166 13	36.000 7	36.332 8
11	Shire Gymnastics	T1	141.798	38.933 12	32.632 11	34.300 12	35.933 9
12	Manly Warringah Gym	T1	139.929	39.198 10	34.465 10	33.400 15T	32.866 16
13	Infinity Gym Sports	T1	138.946	37.399 14	32.599 12	33.650 14	35.298 11
14	Flyaway Gymnastics	T1	137.114	36.899 16	29.699 16	35.350 10	35.166 13
15	Tea Tree Gully Gym	T1	133.864	39.332 9	26.766 17	33.400 15T	34.366 14
16	Jets Gymnastics	T1	133.698	35.799 17	31.566 14	34.000 13	32.333 17
17	Niddrie Gym Club	AQU	133.330	37.132 15	30.898 15	32.100 17	33.200 15
18	PLC Sydney	T1	123.097	35.599 18	24.233 18	31.700 18	31.565 18

WAG National Clubs 2018 L8-10 Day 2

Team Results L10 Day 2 FLOOR

Women / 10
Session: 2PU,3PU,4PU,5PU

Oct 7, 2018

Rank	Gym	Team	Score				
19	Niddrie Gym Club	WHI	109.082	32.000 19	21.966 19	27.450 19	27.666 19

WAG National Clubs 2018 L8-10 Day 2

Page: 1
Printed: 10/7/2018 7:35:11 PM

Event Results L10 FLOOR

Women / 10
Session: 2Pu,3Pu,4Pu,5Pu,6Pu

Oct 7, 2018

#1 = WAG National Clubs 2018 L8-10 Day 1: 100%

#2 = WAG National Clubs 2018 L8-10 Day 2: 100%



Place	Num	Name	Gym		#2	#1	Score
1	1426	Shannon NEATE	Premier Gymnastics	Fin:	13.433	14.300	27.733
				D:	5.100	5.300	
				E:	8.333	9.000	
				ND:			
2	950	Jaymee DILLON	Delta Gym Brisbane	Fin:	13.366	13.433	26.799
				D:	5.200	5.200	
				E:	8.166	8.233	
				ND:			
3	722	Brigit MCMAHON	360 Gymnastics	Fin:	13.066	13.666	26.732
				D:	5.500	5.500	
				E:	7.866	8.166	
				ND:	-0.300		
4	1253	Lisa-Nadine TAN	MLC Gymnastics	Fin:	13.100	13.133	26.233
				D:	4.700	4.700	
				E:	8.400	8.433	
				ND:			
5	1295	Kianne WELLS	MYC Gymnastics	Fin:	13.433	12.766	26.199
				D:	5.200	5.100	
				E:	8.333	7.766	
				ND:	-0.100	-0.100	
6	1622	Caitlyn MONTGOMERY	Waverley Gymnastics	Fin:	13.400	12.600	26.000
				D:	5.200	5.200	
				E:	8.200	7.400	
				ND:			
7	1628	Macy PEGOLI	Waverley Gymnastics	Fin:	12.800	13.033	25.833
				D:	4.200	4.200	
				E:	8.900	8.833	
				ND:	-0.300		
8	781	Olivia DOHERTY	Allstar Gym Academy	Fin:	12.733	13.066	25.799
				D:	5.000	5.000	
				E:	7.733	8.066	
				ND:			
9T	829	Jorgie HILLS	Blackert Gymnastics	Fin:	12.433	13.166	25.599
				D:	4.500	4.500	
				E:	7.933	8.666	
				ND:			
9T	1296	Hannah CLYNES	MYC Gymnastics	Fin:	12.733	12.866	25.599
				D:	4.500	4.500	
				E:	8.233	8.366	
				ND:			
11	827	Chailend MALINOWSKI	Blackert Gymnastics	Fin:	12.900	12.633	25.533
				D:	3.900	4.000	
				E:	9.000	8.633	
				ND:			
12	955	Lucy WHITE	Delta Gym Brisbane	Fin:	12.966	12.433	25.399
				D:	5.100	5.300	
				E:	7.866	7.133	
				ND:			

WAG National Clubs 2018 L8-10 Day 2

Page: 2
Printed: 10/7/2018 7:35:11 PM

Event Results L10 FLOOR

Women / 10

Session: 2Pu,3Pu,4Pu,5Pu,6Pu

Oct 7, 2018

#1 = WAG National Clubs 2018 L8-10 Day 1: 100%

#2 = WAG National Clubs 2018 L8-10 Day 2: 100%



Place	Num	Name	Gym		#2	#1	Score
13	866	Michaela SMITH	Canberra City Gym	Fin:	12.433	12.866	25.299
				D:	4.800	4.900	
				E:	7.633	7.966	
				ND:			
14	1251	Lauren PENGELLY	MLC Gymnastics	Fin:	13.133	12.100	25.233
				D:	5.000	5.000	
				E:	8.133	7.100	
				ND:			
15	831	Tahlie PARK	Blackert Gymnastics	Fin:	12.300	12.700	25.000
				D:	4.300	4.400	
				E:	8.000	8.400	
				ND:		-0.100	
16	830	Edan SHORTEN	Blackert Gymnastics	Fin:	12.233	12.766	24.999
				D:	4.800	4.800	
				E:	7.433	7.966	
				ND:			
17	1766	Chloe RAEY	Gold Coast Gym	Fin:	12.666	12.300	24.966
				D:	4.400	4.200	
				E:	8.266	8.100	
				ND:			
18	1783	Isabel CARRASCO	Delta Gym Brisbane	Fin:	12.366	12.466	24.832
				D:	4.700	4.700	
				E:	7.966	7.866	
				ND:	-0.300	-0.100	
19	949	Natasha HO	Delta Gym Brisbane	Fin:	13.233	11.566	24.799
				D:	4.900	4.500	
				E:	8.333	7.066	
				ND:			
20	1459	Melissa CHAMBERS	Shire Gymnastics	Fin:	12.100	12.466	24.566
				D:	4.000	4.100	
				E:	8.100	8.366	
				ND:			
21	1293	Abigail GRIFFITHS	MYC Gymnastics	Fin:	12.166	12.366	24.532
				D:	4.000	4.000	
				E:	8.166	8.366	
				ND:			
22	1107	Kathryn RAMSAY	Infinity Gym Sports	Fin:	12.666	11.833	24.499
				D:	5.100	5.000	
				E:	7.566	6.833	
				ND:			
23	1464	Ashleigh FINN	Shire Gymnastics	Fin:	11.933	12.533	24.466
				D:	4.200	4.100	
				E:	7.733	8.433	
				ND:			
24	1252	Giulia ARCHER	MLC Gymnastics	Fin:	13.066	11.366	24.432
				D:	5.400	5.200	
				E:	7.666	6.166	
				ND:			

WAG National Clubs 2018 L8-10 Day 2

Page: 3
Printed: 10/7/2018 7:35:11 PM

Event Results L10 FLOOR

Women / 10

Session: 2Pu,3Pu,4Pu,5Pu,6Pu

Oct 7, 2018

#1 = WAG National Clubs 2018 L8-10 Day 1: 100%

#2 = WAG National Clubs 2018 L8-10 Day 2: 100%



Place	Num	Name	Gym		#2	#1	Score
25	1626	Emily WEIR	Waverley Gymnastics	Fin:	12.066	12.333	24.399
				D:	4.400	4.300	
				E:	7.666	8.033	
				ND:			
26	1254	Harriet WINGROVE	MLC Gymnastics	Fin:	12.000	12.333	24.333
				D:	4.200	4.200	
				E:	7.800	8.133	
				ND:			
27	1294	Ruby HONRADO	MYC Gymnastics	Fin:	12.166	12.166	24.332
				D:	4.100	4.100	
				E:	8.066	8.066	
				ND:			
28	723	Felicity HAYWARD	360 Gymnastics	Fin:	12.800	11.500	24.300
				D:	4.600	4.400	
				E:	8.200	7.100	
				ND:			
29	1590	Kendall KROOGLIK	Tea Tree Gully Gym	Fin:	12.066	12.200	24.266
				D:	4.500	4.500	
				E:	7.566	7.700	
				ND:			
30	780	Grace PARKER	Allstar Gym Academy	Fin:	12.300	11.866	24.166
				D:	4.900	4.700	
				E:	7.400	7.166	
				ND:			
31	1463	Emily EWINGS	Shire Gymnastics	Fin:	11.900	12.233	24.133
				D:	4.200	4.200	
				E:	7.700	8.033	
				ND:			
32	720	Aymie HARTLAND	360 Gymnastics	Fin:	11.666	12.466	24.132
				D:	4.300	4.300	
				E:	7.666	8.166	
				ND:	-0.300		
33	1697	Rebecca RAINEY	Woden Valley Gym	Fin:	11.633	12.433	24.066
				D:	4.700	5.000	
				E:	6.933	7.433	
				ND:			
34T	1013	Georgia STEFANIAK	Flyaway Gymnastics	Fin:	12.166	11.833	23.999
				D:	4.400	4.400	
				E:	7.766	7.433	
				ND:			
34T	1041	Zoe ESPIE	Gold Coast Gym	Fin:	11.866	12.133	23.999
				D:	4.500	4.500	
				E:	7.366	7.633	
				ND:			
36	828	Jasmine FISCHBECK	Blackert Gymnastics	Fin:	11.600	12.333	23.933
				D:	4.400	4.400	
				E:	7.200	7.933	
				ND:			

WAG National Clubs 2018 L8-10 Day 2

Page: 4
Printed: 10/7/2018 7:35:11 PM

Event Results L10 FLOOR

Women / 10
Session: 2Pu,3Pu,4Pu,5Pu,6Pu

Oct 7, 2018

#1 = WAG National Clubs 2018 L8-10 Day 1: 100%

#2 = WAG National Clubs 2018 L8-10 Day 2: 100%



Place	Num	Name	Gym		#2	#1	Score
37	948	Nicola LUM	Delta Gym Brisbane	Fin:	11.700	12.133	23.833
				D:	4.000	4.000	
				E:	7.700	8.133	
				ND:			
38T	867	Zoe WEST	Canberra City Gym	Fin:	11.700	12.000	23.700
				D:	4.400	4.400	
				E:	7.300	7.600	
				ND:			
38T	1297	Ebony GOUGH	MYC Gymnastics	Fin:	12.000	11.700	23.700
				D:	4.000	4.300	
				E:	8.000	7.400	
				ND:			
40	1038	Courtney CREGTEN	Gold Coast Gym	Fin:	11.800	11.733	23.533
				D:	4.000	4.000	
				E:	7.800	7.733	
				ND:			
41	1592	Paige REEVES	Tea Tree Gully Gym	Fin:	11.500	11.966	23.466
				D:	3.400	3.400	
				E:	8.100	8.566	
				ND:			
42T	1131	Tiarna GREEN	Jets Gymnastics	Fin:	11.833	11.600	23.433
				D:	4.200	4.200	
				E:	7.633	7.400	
				ND:			
42T	1317	Matilda GAVAGHAN	Niddrie Gym Club	Fin:	12.000	11.433	23.433
				D:	4.800	4.600	
				E:	7.200	6.833	
				ND:			
42T	1662	Maya BROWN	Western Districts	Fin:	11.733	11.700	23.433
				D:	4.200	4.200	
				E:	7.533	7.500	
				ND:			
45T	864	Claudia COLLINS	Canberra City Gym	Fin:	11.566	11.600	23.166
				D:	3.700	3.800	
				E:	7.866	7.800	
				ND:			
45T	1091	Georgie SHIPTON	Icon Gymsports	Fin:	11.366	11.800	23.166
				D:	3.700	3.700	
				E:	7.666	8.100	
				ND:			
47	1462	Georgia JENKINS	Shire Gymnastics	Fin:	11.366	11.633	22.999
				D:	3.700	3.700	
				E:	7.666	7.933	
				ND:			
48	1461	Lauren BRISTOW	Shire Gymnastics	Fin:	11.533	11.433	22.966
				D:	4.000	3.800	
				E:	7.533	7.633	
				ND:			

WAG National Clubs 2018 L8-10 Day 2

Page: 5
Printed: 10/7/2018 7:35:11 PM

Event Results L10 FLOOR

Women / 10
Session: 2Pu,3Pu,4Pu,5Pu,6Pu

Oct 7, 2018

#1 = WAG National Clubs 2018 L8-10 Day 1: 100%

#2 = WAG National Clubs 2018 L8-10 Day 2: 100%



Place	Num	Name	Gym		#2	#1	Score
49	778	Jemima LOVE	Allstar Gym Academy	Fin:	12.000	10.900	22.900
				D:	4.300	4.100	
				E:	7.800	7.200	
				ND:	-0.100	-0.400	
50T	1012	Tahlia WINTER-WEIDNER	Flyaway Gymnastics	Fin:	11.366	11.533	22.899
				D:	4.700	4.400	
				E:	6.666	7.133	
				ND:			
50T	1624	Jessica ELAND	Waverley Gymnastics	Fin:	12.166	10.733	22.899
				D:	3.900	3.900	
				E:	8.266	6.833	
				ND:			
52	1428	Sophia CRISANTE	Premier Gymnastics	Fin:	11.166	11.466	22.632
				D:	2.900	2.900	
				E:	8.266	8.566	
				ND:			
53	1092	Jacqueline PAN	Icon Gymsports	Fin:	12.000	10.466	22.466
				D:	4.000	3.700	
				E:	8.000	7.066	
				ND:		-0.300	
54	863	Tahlia GEE	Canberra City Gym	Fin:	11.400	11.033	22.433
				D:	4.700	4.700	
				E:	6.700	6.333	
				ND:			
55	161	Paris CONDIDORIO	Niddrie Gym Club	Fin:	10.400	12.000	22.400
				D:	3.600	3.900	
				E:	6.800	8.100	
				ND:			
56	1623	Sophie HUNTER	Waverley Gymnastics	Fin:	11.600	10.733	22.333
				D:	4.000	4.300	
				E:	7.600	6.433	
				ND:			
57	1201	Antoinette THEUNISSEN	Manly Warringah Gym	Fin:	10.933	11.266	22.199
				D:	4.600	4.600	
				E:	6.333	6.666	
				ND:			
58	1011	Kate BICKERTON	Flyaway Gymnastics	Fin:	11.500	10.633	22.133
				D:	4.500	4.400	
				E:	7.000	6.233	
				ND:			
59	1591	Kirstie LARSEN	Tea Tree Gully Gym	Fin:	10.666	11.466	22.132
				D:	3.700	3.700	
				E:	6.966	7.766	
				ND:			
60	1109	Charlotte WRAY	Infinity Gym Sports	Fin:	10.966	11.133	22.099
				D:	3.700	3.800	
				E:	7.266	7.333	
				ND:			

WAG National Clubs 2018 L8-10 Day 2

Page: 6
Printed: 10/7/2018 7:35:11 PM

Event Results L10 FLOOR

Women / 10

Session: 2Pu,3Pu,4Pu,5Pu,6Pu

Oct 7, 2018

#1 = WAG National Clubs 2018 L8-10 Day 1: 100%

#2 = WAG National Clubs 2018 L8-10 Day 2: 100%



Place	Num	Name	Gym		#2	#1	Score
61	956	Isabella MCDONNELL-BAUM	Delta Gym Brisbane	Fin:	10.633	11.266	21.899
				D:	4.100	4.600	
				E:	6.833	6.666	
				ND:	-0.300		
62	1130	Emily Jackson	Jets Gymnastics	Fin:	10.400	11.466	21.866
				D:	4.200	4.400	
				E:	6.200	7.066	
				ND:			
63T	1429	Chloe MCGOVERN	Premier Gymnastics	Fin:	10.666	11.166	21.832
				D:	2.800	2.800	
				E:	7.866	8.366	
				ND:			
63T	1227	Amelia BASTIAN	Maroochy Beach Gym	Fin:	11.366	10.466	21.832
				D:	3.300	2.800	
				E:	8.066	7.666	
				ND:			
65	1627	Ella WINDER	Waverley Gymnastics	Fin:	10.400	11.400	21.800
				D:	4.700	4.400	
				E:	5.700	7.000	
				ND:			
66T	1014	Eryn BEATTIE	Flyaway Gymnastics	Fin:	11.500	10.233	21.733
				D:	4.000	3.400	
				E:	7.500	6.833	
				ND:			
66T	1318	Mikayla PLANT	Niddrie Gym Club	Fin:	10.800	10.933	21.733
				D:	3.700	3.800	
				E:	7.100	7.133	
				ND:			
66T	1589	Emily SCUTTER	Tea Tree Gully Gym	Fin:	10.800	10.933	21.733
				D:	2.700	2.700	
				E:	8.100	8.233	
				ND:			
69T	1411	Maia SHANNON	PLC Sydney	Fin:	10.566	11.100	21.666
				D:	3.700	3.700	
				E:	6.866	7.400	
				ND:			
69T	1409	Skye SMALLFIELD	PLC Sydney	Fin:	10.966	10.700	21.666
				D:	4.100	4.200	
				E:	6.866	7.000	
				ND:		-0.500	
71	805	Deahna SIMOS	Australian Academy	Fin:	11.100	10.533	21.633
				D:	4.000	4.400	
				E:	7.100	6.133	
				ND:			
72	1200	Lara MCMICKING	Manly Warringah Gym	Fin:	11.033	10.366	21.399
				D:	4.200	4.300	
				E:	6.833	6.066	
				ND:			

WAG National Clubs 2018 L8-10 Day 2

Page: 7
Printed: 10/7/2018 7:35:11 PM

Event Results L10 FLOOR

Women / 10
Session: 2Pu,3Pu,4Pu,5Pu,6Pu

Oct 7, 2018

#1 = WAG National Clubs 2018 L8-10 Day 1: 100%

#2 = WAG National Clubs 2018 L8-10 Day 2: 100%



Place	Num	Name	Gym		#2	#1	Score
73T	952	Casey WESSLING	Delta Gym Brisbane	Fin:	11.133	9.933	21.066
				D:	4.000	4.000	
				E:	7.133	5.933	
				ND:			
73T	1110	Milly CRAIG	Infinity Gym Sports	Fin:	10.300	10.766	21.066
				D:	3.700	3.700	
				E:	6.600	7.066	
				ND:			
73T	1202	Imogen BARNES	Manly Warringah Gym	Fin:	10.900	10.166	21.066
				D:	4.000	4.000	
				E:	6.900	6.166	
				ND:			
76	865	Mia MEDWAY	Canberra City Gym	Fin:	10.300	10.733	21.033
				D:	4.100	4.100	
				E:	6.200	6.633	
				ND:			
77	1108	Phoebe JAMES	Infinity Gym Sports	Fin:	11.666	9.333	20.999
				D:	3.600	3.000	
				E:	8.066	6.333	
				ND:			
78	1128	Olivia AYTON	Jets Gymnastics	Fin:	10.100	10.700	20.800
				D:	3.700	3.700	
				E:	6.400	7.000	
				ND:			
79	1765	Claira LEE JOE	Gold Coast Gym	Fin:	9.833	10.933	20.766
				D:	3.000	3.700	
				E:	6.833	7.233	
				ND:			
80	1005	Kiralee BLYTHE	Eclipse Gymnastics	Fin:	10.233	10.433	20.666
				D:	3.300	3.500	
				E:	6.933	6.933	
				ND:			
81	1410	Zoe CRICK	PLC Sydney	Fin:	10.033	9.966	19.999
				D:	3.800	3.800	
				E:	6.233	6.166	
				ND:			
82	1321	Holly WILLIAMSON	Niddrie Gym Club	Fin:	9.566	9.600	19.166
				D:	2.300	2.200	
				E:	7.266	7.400	
				ND:			
83	1413	Mia DUARTE	PLC Sydney	Fin:	9.300	9.833	19.133
				D:	3.200	3.300	
				E:	6.100	6.533	
				ND:			
84	1319	Tess MOLEA	Niddrie Gym Club	Fin:	9.200	9.766	18.966
				D:	2.700	3.300	
				E:	6.500	6.466	
				ND:			

WAG National Clubs 2018 L8-10 Day 2

Event Results L10 FLOOR

Women / 10
Session: 2Pu,3Pu,4Pu,5Pu,6Pu

Oct 7, 2018

#1 = WAG National Clubs 2018 L8-10 Day 1: 100%

#2 = WAG National Clubs 2018 L8-10 Day 2: 100%



Place	Num	Name	Gym		#2	#1	Score
85	1320	Michaela MORRIS	Niddrie Gym Club	Fin:	8.900	8.300	17.200
				D:	2.300	2.300	
				E:	6.600	6.000	
				ND:			
86	1412	Lauren THOMAS	PLC Sydney	Fin:	8.066	7.833	15.899
				D:	2.600	2.400	
				E:	5.466	5.433	
				ND:			
87	1298	Taya GOTT	MYC Gymnastics	Fin:	0.000	11.600	11.600
				D:	0.000	3.800	
				E:	0.000	7.800	
				ND:			
88	1316	Jessica LLOYD	Niddrie Gym Club	Fin:	0.000	10.700	10.700
				D:	0.000	2.600	
				E:	0.000	8.100	
				ND:			
89	1460	Ireland KEEP	Shire Gymnastics	Fin:	10.666	0.000	10.666
				D:	3.200	0.000	
				E:	7.466	0.000	
				ND:			
90T	1129	Adele BRAND	Jets Gymnastics	Fin:	0.000	0.000	0.000
				D:	0.000	0.000	
				E:	0.000	0.000	
				ND:			
90T	1427	Kirsten BURGER	Premier Gymnastics	Fin:	0.000	0.000	0.000
				D:	0.000	0.000	
				E:	0.000	0.000	
				ND:			