





# WAG National Clubs 2018 L8-10 Day 2

Page: 1  
Printed: 10/7/2018 7:35:25 PM

## Team Results L8 Day 2 End of Day

Women / All Levels  
Session: 1PI,2PI,3PI,4PI,5PI

Oct 7, 2018

Rank	Gym	Team	Score				
1	Delta Gym Brisbane	T1	<b>151.282</b>	39.933 1	37.900 2	37.899 1	35.550 6
2	Shire Gymnastics	T1	<b>146.848</b>	37.165 7	36.800 3	35.833 5	37.050 1
3	Premier Gymnastics	T1	<b>146.481</b>	37.865 6	36.250 5T	36.766 2	35.600 5
4	Grips Gym Club	AQU	<b>145.881</b>	38.132 5	38.250 1	33.499 13	36.000 4
5	Canberra City Gym	T1	<b>145.565</b>	39.699 2	35.200 12T	33.666 12	37.000 2
6	Maroochy Beach Gym	T1	<b>145.331</b>	37.132 8	35.850 8	36.099 3	36.250 3
7	Allstar Gym Academy	T1	<b>143.614</b>	38.465 4	35.600 10	34.499 8	35.050 9T
8	MYC Gymnastics	T1	<b>141.965</b>	36.365 11T	36.250 5T	34.200 10	35.150 8
9	Gold Coast Gym	T1	<b>141.665</b>	36.766 9	35.800 9	35.199 7	33.900 17T
10	Southport Gymnastics	T1	<b>141.514</b>	35.599 15	36.500 4	35.365 6	34.050 15
11	North Narrabeen	T1	<b>141.250</b>	38.500 3	34.600 14	33.700 11	34.450 13
12	AAGI	T1	<b>140.664</b>	36.365 11T	35.500 11	33.299 15	35.500 7
13	Cheltenham Youth	T1	<b>139.281</b>	35.732 14	36.150 7	33.099 16	34.300 14
14	MLC Gymnastics	T1	<b>138.198</b>	36.366 10	33.450 16	33.432 14	34.950 11
15	Waverley Gymnastics	BLU	<b>138.115</b>	34.400 21	33.950 15	35.865 4	33.900 17T
16	Lawnton Academy Gym	T1	<b>134.748</b>	34.932 20	32.950 17T	33.066 17	33.800 19T
17	Grips Gym Club	SIL	<b>134.364</b>	35.032 17	35.200 12T	29.532 21	34.600 12
18	Manly Warringah Gym	T1	<b>134.064</b>	34.998 19	32.950 17T	31.066 20	35.050 9T





# WAG National Clubs 2018 L8-10 Day 2

Page: 2  
Printed: 10/7/2018 7:35:25 PM

## Team Results L8 Day 2 End of Day

Women / All Levels  
Session: 1PI,2PI,3PI,4PI,5PI

Oct 7, 2018





Rank	Gym	Team	Score				
19	Waverley Gymnastics	RED	<b>133.915</b>	36.233 13	29.900 21	34.332 9	33.450 22
20	Tea Tree Gully Gym	T1	<b>130.565</b>	34.999 18	30.400 20	31.966 18T	33.200 24
21	Castle Hill RSL	T1	<b>130.349</b>	33.533 24	31.050 19	31.966 18T	33.800 19T
22	Kingborough GymSport	T1	<b>125.415</b>	33.199 26	29.350 22	28.866 23	34.000 16
23	Lawnton Academy Gym	T2	<b>124.631</b>	33.832 23	28.350 24	28.899 22	33.550 21
24	Move It Gymnastics	T1	<b>119.232</b>	33.233 25	27.250 25	27.799 24	30.950 25
25	Aerosport Allstars	T1	<b>119.064</b>	34.032 22	29.150 23	27.232 25	28.650 26
26	Sydney Gym Centre	T1	<b>118.148</b>	35.233 16	26.300 26	23.365 26	33.250 23

# WAG National Clubs 2018 L8-10 Day 2

## Team Results L10 Day 2 End of Day All Around

Women / 10  
Session: 2PU,3PU,4PU,5PU

Oct 7, 2018

Rank	Gym	Team	Score				
1	Waverley Gymnastics	T1	<b>160.082</b>	40.733 1	42.733 1	38.250 2	38.366 3
2	MLC Gymnastics	T1	<b>152.646</b>	38.565 13	35.332 9	39.450 1	39.299 2
3	Delta Gym Brisbane	T1	<b>152.530</b>	39.900 7	35.865 6	37.200 6	39.565 1
4	360 Gymnastics	T1	<b>152.514</b>	38.966 11	37.866 2	38.150 3	37.532 6
5	Blackert Gymnastics	T1	<b>151.498</b>	40.432 3	35.833 7	37.600 4	37.633 5
6	MYC Gymnastics	T1	<b>149.947</b>	40.466 2	35.599 8	35.550 8	38.332 4
7	Allstar Gym Academy	T1	<b>149.131</b>	40.199 5	37.099 3	34.800 11	37.033 7
8	Premier Gymnastics	T1	<b>148.697</b>	40.200 4	35.932 5	37.300 5	35.265 12
9	Canberra City Gym	T1	<b>147.897</b>	40.132 6	36.666 4	35.400 9	35.699 10
10	Gold Coast Gym	T1	<b>143.964</b>	39.466 8	32.166 13	36.000 7	36.332 8
11	Shire Gymnastics	T1	<b>141.798</b>	38.933 12	32.632 11	34.300 12	35.933 9
12	Manly Warringah Gym	T1	<b>139.929</b>	39.198 10	34.465 10	33.400 15T	32.866 16
13	Infinity Gym Sports	T1	<b>138.946</b>	37.399 14	32.599 12	33.650 14	35.298 11
14	Flyaway Gymnastics	T1	<b>137.114</b>	36.899 16	29.699 16	35.350 10	35.166 13
15	Tea Tree Gully Gym	T1	<b>133.864</b>	39.332 9	26.766 17	33.400 15T	34.366 14
16	Jets Gymnastics	T1	<b>133.698</b>	35.799 17	31.566 14	34.000 13	32.333 17
17	Niddrie Gym Club	AQU	<b>133.330</b>	37.132 15	30.898 15	32.100 17	33.200 15
18	PLC Sydney	T1	<b>123.097</b>	35.599 18	24.233 18	31.700 18	31.565 18





# WAG National Clubs 2018 L8-10 Day 2

## Team Results L10 Day 2 End of Day All Around

Oct 7, 2018

Page: 2  
Printed: 10/7/2018 7:35:32 PM

Women / 10  
Session: 2PU,3PU,4PU,5PU

Rank	Gym	Team	Score				
19	Niddrie Gym Club	WHI	<b>109.082</b>	32.000 19	21.966 19	27.450 19	27.666 19





# WAG National Clubs 2018 L8-10 Day 2

Page: 1  
Printed: 10/7/2018 7:56:08 PM

## Scores L8

Women / All Levels  
Session: 1PI,2PI,3PI,4PI,5PI

Oct 7, 2018

Num	Name	Team							AA
		#1	#2	#3					
<b><u>AAGI</u></b>									
740	Kyra MURPHY	T1		12.633	12.000	11.933	12.100	48.666	
738	Naomi MULDER	T1		12.466	11.900	10.033	11.350	45.749	
737	Lauren BROWN	T1		11.266	11.000	11.266	12.000	45.532	
739	Amelia TAYLOR	T1		11.133	11.600	10.100	11.400	44.233	
736	Ashley HAYNES	T1		___	8.600	9.800	8.700	27.100	
<b><u>Aerosport Allstars</u></b>									
763	Bridie MCCALLUM	T1		11.366	9.550	9.366	9.600	39.882	
764	Leonie KLEMEN	T1		11.400	9.400	9.000	9.600	39.400	
766	Ashlyn STOW	T1		11.266	9.800	8.866	9.450	39.382	
765	Chanel SIMSIC	T1		11.066	9.800	7.866	___	28.732	
<b><u>Allstar Gym Academy</u></b>									
797	Brooke HARDIN	T1		13.133	11.700	12.133	11.650	48.616	
800	Madison COOKE	T1		12.566	12.350	11.533	11.800	48.249	
798	Rita-Lily EVANS	T1		12.766	11.550	10.600	11.600	46.516	
799	Alex GRIMMETT	T1		11.633	11.050	10.833	11.300	44.816	
801	Kiralee WOODCOCK	T1		11.533	10.900	9.333	10.750	42.516	
<b><u>Australian Academy</u></b>									
809	Satine RIZZO			10.800	9.250	9.633	11.250	40.933	
<b><u>Canberra City Gym</u></b>									
883	Madison ELPHICK	T1		13.400	12.300	11.200	12.850	49.750	
1711	Mariah BRODY	T1		13.033	11.850	11.433	11.650	47.966	
886	Sophie TROTMAN	T1		13.233	11.050	10.333	12.000	46.616	
885	Ceinwyn ROBENS	T1		13.066	7.000	11.033	12.150	43.249	
882	Erin ROGERS	T1		11.233	___	___	10.700	21.933	
884	Jacynta WILESMITH	T1		___	___	0.000	___	0.000	
<b><u>Castle Hill RSL</u></b>									
891	Taia HAVILL	T1		11.233	10.300	10.900	10.450	42.883	
890	Robyn JONES	T1		11.500	8.250	10.633	11.700	42.083	
888	Brynnin BARR	T1		10.800	9.850	9.666	10.500	40.816	
887	Bethan LAHIVE	T1		10.500	7.350	10.433	11.600	39.883	
889	Sonia VETISCH	T1		0.000	10.900	9.100	10.350	30.350	
<b><u>Cheltenham Youth</u></b>									
921	Jayde GELEIT	T1		13.100	11.550	11.866	10.950	47.466	
917	Kathleen SUMARNA	T1		11.566	12.800	10.800	11.650	46.816	
920	Cherry CAMERON	T1		11.066	11.800	10.433	11.050	44.349	
919	Tess FARROW	T1		___	11.450	9.433	11.600	32.483	

# WAG National Clubs 2018 L8-10 Day 2





Page: 2  
Printed: 10/7/2018 7:56:09 PM

## Scores L8

Women / All Levels

Oct 7, 2018

Session: 1PI,2PI,3PI,4PI,5PI

Num	Name	Team							AA
		#1	#2	#3					
<b><u>Delta Gym Brisbane</u></b>									
977	Ava KINNANE	T1			13.500	12.600	13.100	11.950	51.150
980	Niamh MCCARTHY	T1			13.100	12.100	12.166	11.650	49.016
979	Siena ENDERS	T1			13.066	12.850	11.466	11.250	48.632
981	Emma DE RUITER	T1			13.333	11.800	11.200	11.500	47.833
978	Natasha SAM	T1			13.033	12.000	10.433	11.050	46.516
976	Sophie GRAHAM	T1			___	12.450	12.633	11.950	37.033
<b><u>Gold Coast Gym</u></b>									
1061	Brianna TOOPI	T1			11.800	12.200	12.133	11.450	47.583
1057	Jorja GUNTHER	T1			13.400	11.250	11.466	11.050	47.166
1060	Lauren FATHERS	T1			11.566	12.000	11.166	11.400	46.132
1056	Skye WHITE	T1			11.233	11.600	11.600	10.600	45.033
<b><u>Grips Gym Club</u></b>									
1063	Claire LIGHTFOOT	AQ			12.733	12.800	11.466	12.200	49.199
1066	Gabrielle KRINS	AQ			12.433	12.700	11.033	12.400	48.566
1068	Bridie DAVISON	SIL			11.733	12.000	10.733	11.950	46.416
1062	Lola TICHABAEV	AQ			11.200	12.750	11.000	11.300	46.250
1069	Charlotte FERNS	SIL			11.666	11.950	8.833	11.800	44.249
1067	Charli MURRAY	SIL			11.633	11.250	9.966	10.850	43.699
1065	Alana PICCOLO	AQ			12.966	9.250	9.533	11.400	43.149
<b><u>Jets Gymnastics</u></b>									
1140	Sienna PAVITT				11.466	12.250	11.200	11.750	46.666
1141	Matilda BROUGHAM				11.266	11.650	9.733	11.350	43.999
<b><u>Kingborough GymSport</u></b>									
1172	Lily SCHUECKER-RUSH	T1			11.166	11.200	10.366	11.300	44.032
1171	Rebecca JOHNSON	T1			10.733	10.250	8.600	11.400	40.983
1170	Isobel CALVERT	T1			11.300	7.900	9.900	11.300	40.400
<b><u>Lawnton Academy Gym</u></b>									
1194	Lila JARMAINE	T1			11.566	11.100	11.266	11.800	45.732
1195	Lara MASON	T1			11.833	11.350	11.000	11.100	45.283
1196	Richelle SHAW	T1			11.533	9.850	10.800	10.900	43.083
1197	Scarlett STILLER	T1			11.400	10.500	10.200	10.650	42.750
1192	Taya BENSLEY	T2			11.333	9.800	9.866	11.250	42.249
1198	Kiah DIXON	T2			11.233	9.700	9.300	11.350	41.583
1193	Charlee MUNT	T2			11.266	8.850	9.733	10.950	40.799
<b><u>Manly Warringah Gym</u></b>									
1222	Rachel FOX	T1			11.666	11.700	10.400	12.100	45.866





# WAG National Clubs 2018 L8-10 Day 2

## Scores L8

Women / All Levels

Session: 1PI,2PI,3PI,4PI,5PI

Oct 7, 2018

Num	Name	Team							AA
		#1	#2	#3					
<b>Manly Warringah Gym</b> continued...									
1223	Alex COPLAND	T1		11.966	10.950	10.566	11.250	44.732	
1225	Emma POWELL	T1		11.366	9.700	8.300	10.900	40.266	
1224	Liselotte THELOSEN	T1		10.933	10.300	10.100	___	31.333	
1221	Sidney BRETH-PETERSEN	T1		0.000	___	8.966	11.700	20.666	
<b>Maroochy Beach Gym</b>									
1248	Hannah DWAN	T1		12.366	11.900	13.166	12.550	49.982	
1247	Mia VINES	T1		12.600	11.600	11.633	12.100	47.933	
1249	Isabella STEVENS	T1		11.733	12.100	11.300	11.600	46.733	
1250	Rhiani LIZEMORE	T1		12.166	11.850	10.833	10.550	45.399	
<b>MLC Gymnastics</b>									
1278	Abbey THEIN	T1		12.233	10.800	10.666	12.650	46.349	
1277	Nicola LIM JOON	T1		11.500	11.800	11.400	10.800	45.500	
1276	Tess HAYES	T1		12.633	10.400	10.666	11.450	45.149	
1279	Sama AHMED	T1		11.166	10.850	11.366	10.250	43.632	
1275	Annabelle WINGROVE	T1		11.266	10.000	10.333	10.850	42.449	
1274	Naomi LEE	T1		___	9.650	10.066	10.800	30.516	
<b>Move It Gymnastics</b>									
1292	Allie HALL	T1		11.100	9.150	8.566	10.850	39.666	
1290	Kyra FARAO	T1		11.133	8.900	9.100	10.050	39.183	
1291	Sumi LEE	T1		11.000	8.550	10.133	9.100	38.783	
1289	Kath HUGGINS	T1		10.833	9.200	5.633	10.050	35.716	
<b>MYC Gymnastics</b>									
1312	Eboni PENNY	T1		12.366	12.050	11.400	11.800	47.616	
1313	Sarah CAINE	T1		12.333	12.300	11.300	11.600	47.533	
1315	Saige NICHOLS	T1		11.666	11.900	11.500	10.050	45.116	
1314	Olivia HIGGINS	T1		___	11.900	10.333	11.750	33.983	
<b>North Narrabeen</b>									
1370	Lillian FITZGERALD	T1		12.700	12.100	11.100	11.050	46.950	
1367	Macy MELROSE	T1		13.000	11.450	10.600	11.500	46.550	
1368	Kristina SPANO	T1		11.133	11.050	12.000	11.300	45.483	
1369	Emmelia BADENHORST	T1		12.800	9.000	9.766	11.650	43.216	
<b>Premier Gymnastics</b>									
1444	Cali WESTMORELAND	T1		11.966	11.650	12.800	12.200	48.616	
1443	Mikayla (Nanae) CLARK	T1		12.666	12.900	11.166	10.700	47.432	
1446	Doreen CHIANG	T1		11.833	11.550	12.000	11.550	46.933	
1442	Darcy RECHNER	T1		12.733	11.700	11.033	11.400	46.866	

# WAG National Clubs 2018 L8-10 Day 2





Page: 4  
Printed: 10/7/2018 7:56:09 PM

## Scores L8

Women / All Levels

Oct 7, 2018

Session: 1PI,2PI,3PI,4PI,5PI

Num	Name	Team							AA
		#1	#2	#3					
<b>Premier Gymnastics</b> continued...									
934	Holly SMITH	T1		11.333	10.900	11.966	10.850	45.049	
1445	Rachael CHIANG	T1		12.466	___	11.200	11.850	35.516	
<b>Shire Gymnastics</b>									
1476	Bianca BRISTOW	T1		11.966	12.450	12.500	12.550	49.466	
1479	Kayla PHILLPOT	T1		12.633	12.250	11.200	12.200	48.283	
1480	Emily DUNCAN	T1		12.566	12.100	11.033	11.800	47.499	
1478	Charlize BARR	T1		11.733	10.200	8.866	12.300	43.099	
1477	Sophie HART	T1		___	10.400	12.133	12.000	34.533	
<b>Southport Gymnastics</b>									
1502	Sienna COMPAGNE	T1		12.633	12.150	12.266	11.900	48.949	
1503	Nikki MCMENAMIN	T1		11.700	12.250	11.833	11.150	46.933	
1504	Megan BLOWN	T1		11.133	12.100	11.266	10.600	45.099	
1505	Stephanie SPRAGUE	T1		11.266	9.200	10.700	11.000	42.166	
<b>Sydney Gym Centre</b>									
1554	Chiara HILL	T1		12.400	8.650	8.266	11.300	40.616	
1555	Wyneth DIMLA	T1		11.600	8.950	8.433	11.500	40.483	
1558	Emily HODGE	T1		11.233	8.700	6.466	10.450	36.849	
1556	Mischa GOEDDE	T1		11.000	7.150	6.666	10.150	34.966	
<b>Tea Tree Gully Gym</b>									
1607	Nichole SPRATT	T1		11.433	10.700	10.600	11.300	44.033	
1609	Emma LOVELL	T1		11.166	10.050	11.433	11.000	43.649	
1608	Tiegan CHAU	T1		12.400	9.650	9.933	10.900	42.883	
<b>Waverley Gymnastics</b>									
1658	Edith PENMAN	BLU		11.600	11.150	10.933	12.300	45.983	
1654	Sky AUSTIN	RED		12.900	10.300	11.166	11.400	45.766	
1660	Phoebe ANDREWS	BLU		11.400	10.950	11.766	10.950	45.066	
1661	Sophia PENMAN	BLU		11.200	11.200	11.833	10.650	44.883	
1653	Chloe FUA	RED		11.633	9.800	11.700	11.050	44.183	
1657	Phoebe CETOUPE	RED		11.700	9.800	11.466	11.000	43.966	
1753	Abigayle HUANG	BLU		11.400	11.600	10.733	9.950	43.683	
1655	Olivia SCHWATSCHKO	BLU		10.866	10.050	12.266	10.150	43.332	
<b>Woden Valley Gym</b>									
1712	Jenna FISK			11.433	11.700	11.666	12.350	47.149	
1713	Emma PHILLIPS			11.233	8.850	9.566	10.100	39.749	







# WAG National Clubs 2018 L8-10 Day 2

Page: 1  
Printed: 10/7/2018 7:35:16 PM

## Meet Results L10 ALL AROUND

Oct 7, 2018

Women / 10  
Session: 2PU,3PU,4PU,5PU  
Judge's Signatures





Rank	Num	Name/Gym						AA
1	1628	Macy PEGOLI Waverley Gymnastics	Prelims	Final: 13.950 D/E: 4.4 / 9.550 ND:	14.866 5.7 / 9.166	12.100 4.9 / 7.200	13.033 4.2 / 8.833	53.949
			Finals	Final: 14.133 D/E: 4.4 / 9.733 ND:	14.600 5.7 / 8.900	12.100 5.5 / 6.600	12.800 4.2 / 8.900 -0.3	53.633
<b>Combined Total: 107.582</b>								
2	1426	Shannon NEATE Premier Gymnastics	Prelims	Final: 13.250 D/E: 4.4 / 8.850 ND:	12.366 3.1 / 9.266	12.900 4.5 / 8.400	14.300 5.3 / 9.000	52.816
			Finals	Final: 14.000 D/E: 4.4 / 9.600 ND:	12.466 3.6 / 8.866	13.900 5.1 / 8.800	13.433 5.1 / 8.333	53.799
<b>Combined Total: 106.615</b>								
3	1622	Caitlyn MONTGOMERY Waverley Gymnastics	Prelims	Final: 13.100 D/E: 4.0 / 9.100 ND:	13.166 5.2 / 7.966	12.950 5.8 / 7.150	12.600 5.2 / 7.400	51.816
			Finals	Final: 13.300 D/E: 4.2 / 9.100 ND:	14.533 5.3 / 9.233	12.350 5.4 / 6.950	13.400 5.2 / 8.200	53.583
<b>Combined Total: 105.399</b>								
4	781	Olivia DOHERTY Allstar Gym Academy	Prelims	Final: 13.300 D/E: 4.4 / 8.900 ND:	13.033 4.2 / 8.833	11.950 5.2 / 6.750	13.066 5.0 / 8.066	51.349
			Finals	Final: 13.400 D/E: 4.4 / 9.100 ND: -0.1	13.033 4.2 / 8.833	13.300 5.8 / 7.500	12.733 5.0 / 7.733	52.466
<b>Combined Total: 103.815</b>								
5	720	Aymie HARTLAND 360 Gymnastics	Prelims	Final: 12.800 D/E: 4.0 / 8.800 ND:	13.300 5.0 / 8.300	12.350 5.3 / 7.050	12.466 4.3 / 8.166	50.916
			Finals	Final: 13.033 D/E: 4.0 / 9.033 ND:	12.000 4.1 / 7.900	14.100 5.3 / 8.800	11.666 4.3 / 7.666 -0.3	50.799
<b>Combined Total: 101.715</b>								
6	866	Michaela SMITH Canberra City Gym	Prelims	Final: 13.500 D/E: 4.2 / 9.300 ND:	11.766 3.5 / 8.266	11.450 3.9 / 7.550	12.866 4.9 / 7.966	49.582
			Finals	Final: 13.533 D/E: 4.2 / 9.333 ND:	12.633 3.8 / 8.833	13.400 4.6 / 8.800	12.433 4.8 / 7.633	51.999
<b>Combined Total: 101.581</b>								
7	1254	Harriet WINGROVE MLC Gymnastics	Prelims	Final: 13.000 D/E: 3.8 / 9.200 ND:	11.900 3.4 / 8.500	14.300 5.9 / 8.400	12.333 4.2 / 8.133	51.533
			Finals	Final: 12.733 D/E: 3.8 / 8.933 ND:	10.400 2.7 / 7.700	14.700 6.2 / 8.500	12.000 4.2 / 7.800	49.833
<b>Combined Total: 101.366</b>								

# WAG National Clubs 2018 L8-10 Day 2

## Meet Results L10 ALL AROUND

Women / 10  
Session: 2PU,3PU,4PU,5PU

Oct 7, 2018





Rank	Num	Name/Gym						AA
8	950	Jaymee DILLON Delta Gym Brisbane	Prelims	Final: 12.550 D/E: 4.2 / 8.350 ND:	13.633 4.6 / 9.033	11.900 3.6 / 8.300	13.433 5.2 / 8.233	51.516
			Finals	Final: 13.500 D/E: 4.2 / 9.300 ND:	11.400 4.2 / 7.200	11.350 3.6 / 7.750	13.366 5.2 / 8.166	49.616
								<b>Combined Total: 101.132</b>
9	723	Felicity HAYWARD 360 Gymnastics	Prelims	Final: 13.100 D/E: 4.2 / 8.900 ND:	12.733 4.5 / 8.233	11.900 4.4 / 7.500	11.500 4.4 / 7.100	49.233
			Finals	Final: 13.333 D/E: 4.2 / 9.133 ND:	13.366 4.4 / 8.966	12.350 4.7 / 7.650	12.800 4.6 / 8.200	51.849
								<b>Combined Total: 101.082</b>
10	949	Natasha HO Delta Gym Brisbane	Prelims	Final: 12.800 D/E: 4.2 / 8.600 ND:	12.400 3.8 / 8.600	13.200 4.8 / 8.400	11.566 4.5 / 7.066	49.966
			Finals	Final: 13.200 D/E: 4.2 / 9.000 ND:	12.266 3.8 / 8.466	12.300 3.9 / 8.400	13.233 4.9 / 8.333	50.999
								<b>Combined Total: 100.965</b>
11	722	Brigit MCMAHON 360 Gymnastics	Prelims	Final: 13.250 D/E: 4.4 / 8.850 ND:	12.366 4.5 / 7.866	11.100 4.7 / 6.400	13.666 5.5 / 8.166	50.382
			Finals	Final: 12.600 D/E: 3.8 / 8.800 ND:	12.500 4.5 / 8.000	11.700 4.8 / 6.900	13.066 5.5 / 7.866 -0.3	49.866
								<b>Combined Total: 100.248</b>
12	1251	Lauren PENGELLY MLC Gymnastics	Prelims	Final: 12.850 D/E: 3.8 / 9.050 ND:	12.866 4.3 / 8.566	11.750 5.4 / 6.350	12.100 5.0 / 7.100	49.566
			Finals	Final: 12.666 D/E: 3.8 / 8.866 ND:	11.833 5.1 / 6.733	12.400 5.9 / 6.500	13.133 5.0 / 8.133	50.032
								<b>Combined Total: 99.598</b>
13	1293	Abigail GRIFFITHS MYC Gymnastics	Prelims	Final: 13.200 D/E: 4.2 / 9.000 ND:	10.700 3.8 / 6.900	13.400 5.0 / 8.400	12.366 4.0 / 8.366	49.666
			Finals	Final: 13.333 D/E: 4.2 / 9.133 ND:	12.033 4.0 / 8.033	12.300 4.8 / 7.500	12.166 4.0 / 8.166	49.832
								<b>Combined Total: 99.498</b>
14	1253	Lisa-Nadine TAN MLC Gymnastics	Prelims	Final: 12.000 D/E: 3.8 / 8.200 ND:	11.666 3.7 / 7.966	12.650 5.2 / 7.450	13.133 4.7 / 8.433	49.449
			Finals	Final: 12.400 D/E: 3.8 / 8.600 ND:	12.033 3.1 / 8.933	12.350 4.9 / 7.450	13.100 4.7 / 8.400	49.883
								<b>Combined Total: 99.332</b>

# WAG National Clubs 2018 L8-10 Day 2

## Meet Results L10 ALL AROUND

Women / 10  
Session: 2PU,3PU,4PU,5PU

Oct 7, 2018





Rank	Num	Name/Gym						AA
15	827	Chailend MALINOWSKI Blackert Gymnastics	Prelims	Final: 13.600 D/E: 4.2 / 9.400 ND:	12.266 4.0 / 8.266	10.900 3.2 / 7.700	12.633 4.0 / 8.633	49.399
			Finals	Final: 13.733 D/E: 4.2 / 9.533 ND:	11.166 3.5 / 7.666	12.050 3.8 / 8.250	12.900 3.9 / 9.000	49.849
<b>Combined Total:</b>								<b>99.248</b>
16	830	Edan SHORTEN Blackert Gymnastics	Prelims	Final: 12.650 D/E: 4.2 / 8.450 ND:	11.300 3.6 / 7.700	11.600 4.9 / 6.700	12.766 4.8 / 7.966	48.316
			Finals	Final: 13.000 D/E: 4.2 / 8.800 ND:	12.700 4.0 / 8.700	12.850 5.4 / 7.450	12.233 4.8 / 7.433	50.783
<b>Combined Total:</b>								<b>99.099</b>
17	1697	Rebecca RAINEY Woden Valley Gym	Prelims	Final: 13.133 D/E: 4.2 / 8.933 ND:	11.466 4.7 / 6.766	10.850 4.3 / 6.550	12.433 5.0 / 7.433	47.882
			Finals	Final: 13.500 D/E: 4.2 / 9.300 ND:	12.600 4.7 / 7.900	13.350 5.4 / 7.950	11.633 4.7 / 6.933	51.083
<b>Combined Total:</b>								<b>98.965</b>
18	829	Jorgie HILLS Blackert Gymnastics	Prelims	Final: 12.700 D/E: 4.2 / 8.500 ND:	11.433 2.6 / 8.833	10.900 4.0 / 6.900	13.166 4.5 / 8.666	48.199
			Finals	Final: 13.333 D/E: 4.2 / 9.133 ND:	11.933 2.6 / 9.333	12.700 4.7 / 8.000	12.433 4.5 / 7.933	50.399
<b>Combined Total:</b>								<b>98.598</b>
19	1295	Kianne WELLS MYC Gymnastics	Prelims	Final: 13.900 D/E: 4.4 / 9.500 ND:	10.933 2.7 / 8.233	10.950 4.6 / 6.350	12.766 5.1 / 7.766 -0.1	48.549
			Finals	Final: 13.733 D/E: 4.4 / 9.333 ND:	11.100 2.7 / 8.400	11.750 4.2 / 7.550	13.433 5.2 / 8.333 -0.1	50.016
<b>Combined Total:</b>								<b>98.565</b>
20	1783	Isabel CARRASCO Delta Gym Brisbane	Prelims	Final: 12.850 D/E: 4.2 / 8.650 ND:	11.500 3.4 / 8.100	12.350 4.2 / 8.150	12.466 4.7 / 7.866 -0.1	49.166
			Finals	Final: 13.066 D/E: 4.2 / 8.866 ND:	11.933 3.4 / 8.533	11.750 4.0 / 7.750	12.366 4.7 / 7.966 -0.3	49.115
<b>Combined Total:</b>								<b>98.281</b>
21	1296	Hannah CLYNES MYC Gymnastics	Prelims	Final: 13.200 D/E: 4.2 / 9.000 ND:	11.866 3.3 / 8.566	11.150 3.6 / 7.550	12.866 4.5 / 8.366	49.082
			Finals	Final: 13.400 D/E: 4.2 / 9.200 ND:	11.700 3.1 / 8.600	11.350 4.1 / 7.250	12.733 4.5 / 8.233	49.183
<b>Combined Total:</b>								<b>98.265</b>

# WAG National Clubs 2018 L8-10 Day 2

## Meet Results L10 ALL AROUND

Women / 10  
Session: 2PU,3PU,4PU,5PU

Oct 7, 2018





Rank	Num	Name/Gym						AA
22	1107	Kathryn RAMSAY Infinity Gym Sports	Prelims	Final: 13.400 D/E: 4.4 / 9.000 ND:	11.566 3.2 / 8.366	11.950 5.4 / 6.550	11.833 5.0 / 6.833	48.749
			Finals	Final: 13.600 D/E: 4.4 / 9.200 ND:	11.333 3.4 / 7.933	11.900 5.4 / 6.500	12.666 5.1 / 7.566	49.499
<b>Combined Total:</b>								<b>98.248</b>
23	1627	Ella WINDER Waverley Gymnastics	Prelims	Final: 13.050 D/E: 4.2 / 8.950 ND: -0.1	13.600 5.0 / 8.600	11.400 5.0 / 6.400	11.400 4.4 / 7.000	49.450
			Finals	Final: 13.300 D/E: 4.2 / 9.100 ND:	13.600 4.9 / 8.700	11.400 4.4 / 7.000	10.400 4.7 / 5.700	48.700
<b>Combined Total:</b>								<b>98.150</b>
24	867	Zoe WEST Canberra City Gym	Prelims	Final: 12.500 D/E: 4.2 / 8.300 ND:	13.066 4.3 / 8.766	11.800 4.5 / 7.300	12.000 4.4 / 7.600	49.366
			Finals	Final: 12.933 D/E: 4.2 / 8.733 ND:	12.600 4.6 / 8.000	11.150 4.5 / 6.650	11.700 4.4 / 7.300	48.383
<b>Combined Total:</b>								<b>97.749</b>
25	955	Lucy WHITE Delta Gym Brisbane	Prelims	Final: 12.300 D/E: 4.0 / 8.600 ND: -0.3	11.666 3.7 / 7.966	10.350 5.0 / 5.350	12.433 5.3 / 7.133	46.749
			Finals	Final: 13.066 D/E: 4.0 / 9.166 ND: -0.1	11.666 4.2 / 7.466	13.150 5.2 / 7.950	12.966 5.1 / 7.866	50.848
<b>Combined Total:</b>								<b>97.597</b>
26	780	Grace PARKER Allstar Gym Academy	Prelims	Final: 12.900 D/E: 4.6 / 8.400 ND: -0.1	13.100 4.2 / 8.900	11.350 4.0 / 7.350	11.866 4.7 / 7.166	49.216
			Finals	Final: 13.433 D/E: 4.6 / 9.133 ND: -0.3	12.833 4.1 / 8.733	9.750 4.0 / 5.750	12.300 4.9 / 7.400	48.316
<b>Combined Total:</b>								<b>97.532</b>
27	1428	Sophia CRISANTE Premier Gymnastics	Prelims	Final: 13.050 D/E: 4.4 / 8.650 ND:	11.633 3.7 / 7.933	11.950 5.1 / 6.850	11.466 2.9 / 8.566	48.099
			Finals	Final: 13.900 D/E: 4.4 / 9.500 ND:	11.533 3.7 / 7.833	12.750 5.4 / 7.350	11.166 2.9 / 8.266	49.349
<b>Combined Total:</b>								<b>97.448</b>
28	1131	Tiarna GREEN Jets Gymnastics	Prelims	Final: 12.366 D/E: 3.8 / 8.566 ND:	12.200 5.5 / 6.700	11.000 5.6 / 5.400	11.600 4.2 / 7.400	47.166
			Finals	Final: 12.833 D/E: 3.8 / 9.033 ND:	12.300 5.6 / 6.700	12.450 5.3 / 7.150	11.833 4.2 / 7.633	49.416
<b>Combined Total:</b>								<b>96.582</b>

# WAG National Clubs 2018 L8-10 Day 2

## Meet Results L10 ALL AROUND

Women / 10  
Session: 2PU,3PU,4PU,5PU

Oct 7, 2018





Rank	Num	Name/Gym						AA
29	1227	Amelia BASTIAN Maroochy Beach Gym	Prelims	Final: 12.850 D/E: 4.2 / 8.650 ND:	10.633 3.0 / 7.633	12.750 4.8 / 7.950	10.466 2.8 / 7.666	46.699
			Finals	Final: 12.866 D/E: 4.2 / 8.666 ND:	12.166 3.4 / 8.766	13.350 4.9 / 8.450	11.366 3.3 / 8.066	49.748
<b>Combined Total:</b>								<b>96.447</b>
30	1626	Emily WEIR Waverley Gymnastics	Prelims	Final: 11.250 D/E: 2.4 / 8.850 ND:	12.766 3.7 / 9.066	11.350 3.9 / 7.450	12.333 4.3 / 8.033	47.699
			Finals	Final: 11.533 D/E: 2.4 / 9.133 ND:	12.633 3.7 / 8.933	12.450 4.4 / 8.050	12.066 4.4 / 7.666	48.682
<b>Combined Total:</b>								<b>96.381</b>
31	1459	Melissa CHAMBERS Shire Gymnastics	Prelims	Final: 13.300 D/E: 4.2 / 9.100 ND:	11.533 3.8 / 7.733	10.500 4.1 / 6.400	12.466 4.1 / 8.366	47.799
			Finals	Final: 13.400 D/E: 4.2 / 9.200 ND:	11.866 3.9 / 7.966	11.200 4.1 / 7.100	12.100 4.0 / 8.100	48.566
<b>Combined Total:</b>								<b>96.365</b>
32	956	Isabella MCDONNELL-BAU Delta Gym Brisbane	Prelims	Final: 12.950 D/E: 4.2 / 8.750 ND:	12.300 4.3 / 8.000	13.100 5.0 / 8.100	11.266 4.6 / 6.666	49.616
			Finals	Final: 13.200 D/E: 4.2 / 9.000 ND:	11.500 3.7 / 7.800	11.050 4.4 / 6.650	10.633 4.1 / 6.833 -0.3	46.383
<b>Combined Total:</b>								<b>95.999</b>
33	831	Tahlie PARK Blackert Gymnastics	Prelims	Final: 13.250 D/E: 4.2 / 9.050 ND:	11.333 3.8 / 7.533	11.250 4.5 / 6.750	12.700 4.4 / 8.400 -0.1	48.533
			Finals	Final: 13.366 D/E: 4.2 / 9.166 ND:	10.433 3.7 / 6.733	11.200 4.1 / 7.100	12.300 4.3 / 8.000	47.299
<b>Combined Total:</b>								<b>95.832</b>
34	1766	Chloe RAEY Gold Coast Gym	Prelims	Final: 13.250 D/E: 4.2 / 9.050 ND:	11.200 4.4 / 6.800	11.200 3.7 / 7.500	12.300 4.2 / 8.100	47.950
			Finals	Final: 13.600 D/E: 4.2 / 9.400 ND:	9.566 2.7 / 6.866	11.650 3.8 / 7.850	12.666 4.4 / 8.266	47.482
<b>Combined Total:</b>								<b>95.432</b>
35	828	Jasmine FISCHBECK Blackert Gymnastics	Prelims	Final: 13.150 D/E: 4.2 / 9.050 ND: -0.1	12.666 4.1 / 8.566	10.150 3.1 / 7.050	12.333 4.4 / 7.933	48.299
			Finals	Final: 12.900 D/E: 4.2 / 8.700 ND:	11.200 2.8 / 8.400	10.750 2.8 / 7.950	11.600 4.4 / 7.200	46.450
<b>Combined Total:</b>								<b>94.749</b>

# WAG National Clubs 2018 L8-10 Day 2

## Meet Results L10 ALL AROUND

Women / 10  
Session: 2PU,3PU,4PU,5PU

Oct 7, 2018





Rank	Num	Name/Gym						AA
36	1201	Antoinette THEUNISSEN Manly Warringah Gym	Prelims	Final: 13.133 D/E: 4.2 / 8.933 ND:	12.500 4.6 / 7.900	10.850 4.0 / 6.850	11.266 4.6 / 6.666	47.749
			Finals	Final: 13.166 D/E: 4.2 / 8.966 ND:	12.066 4.6 / 7.466	10.650 3.6 / 7.050	10.933 4.6 / 6.333	46.815
<b>Combined Total:</b>								<b>94.564</b>
37	778	Jemima LOVE Allstar Gym Academy	Prelims	Final: 12.750 D/E: 4.4 / 8.350 ND:	11.566 3.6 / 7.966	10.550 3.3 / 7.250	10.900 4.1 / 7.200 -0.4	45.766
			Finals	Final: 13.366 D/E: 4.4 / 8.966 ND:	11.233 2.9 / 8.333	11.750 4.0 / 7.750	12.000 4.3 / 7.800 -0.1	48.349
<b>Combined Total:</b>								<b>94.115</b>
38	1297	Ebony GOUGH MYC Gymnastics	Prelims	Final: 12.650 D/E: 4.0 / 8.650 ND:	11.933 4.1 / 7.833	9.700 3.5 / 6.200	11.700 4.3 / 7.400	45.983
			Finals	Final: 12.900 D/E: 4.0 / 8.900 ND:	11.866 3.7 / 8.166	11.050 3.8 / 7.250	12.000 4.0 / 8.000	47.816
<b>Combined Total:</b>								<b>93.799</b>
39	1317	Matilda GAVAGHAN Niddrie Gym Club	Prelims	Final: 12.633 D/E: 4.0 / 8.633 ND:	11.500 2.7 / 8.800	10.000 3.3 / 6.700	11.433 4.6 / 6.833	45.566
			Finals	Final: 12.866 D/E: 4.0 / 8.866 ND:	11.066 2.7 / 8.366	11.400 4.0 / 7.400	12.000 4.8 / 7.200	47.332
<b>Combined Total:</b>								<b>92.898</b>
40	948	Nicola LUM Delta Gym Brisbane	Prelims	Final: 12.500 D/E: 4.2 / 8.300 ND:	9.633 3.2 / 6.433	11.150 3.5 / 7.650	12.133 4.0 / 8.133	45.416
			Finals	Final: 13.033 D/E: 4.2 / 8.833 ND:	11.233 3.9 / 7.333	11.500 3.5 / 8.000	11.700 4.0 / 7.700	47.466
<b>Combined Total:</b>								<b>92.882</b>
41	1464	Ashleigh FINN Shire Gymnastics	Prelims	Final: 12.900 D/E: 4.2 / 8.700 ND:	10.766 2.7 / 8.066	10.350 3.8 / 6.550	12.533 4.1 / 8.433	46.549
			Finals	Final: 13.333 D/E: 4.2 / 9.133 ND:	10.366 2.6 / 7.766	10.700 3.9 / 6.800	11.933 4.2 / 7.733	46.332
<b>Combined Total:</b>								<b>92.881</b>
42	1038	Courtney CREGTEN Gold Coast Gym	Prelims	Final: 12.400 D/E: 4.0 / 8.400 ND:	10.400 3.4 / 7.000	10.400 4.9 / 5.500	11.733 4.0 / 7.733	44.933
			Finals	Final: 12.733 D/E: 4.0 / 8.733 ND:	10.900 3.3 / 7.600	12.450 4.3 / 8.150	11.800 4.0 / 7.800	47.883
<b>Combined Total:</b>								<b>92.816</b>

# WAG National Clubs 2018 L8-10 Day 2

## Meet Results L10 ALL AROUND

Women / 10  
Session: 2PU,3PU,4PU,5PU

Oct 7, 2018





Rank	Num	Name/Gym						AA
43	805	Deahna SIMOS Australian Academy	Prelims	Final: 13.033	12.233	10.950	10.533	46.749
				D/E: 4.2 / 8.933	3.7 / 8.533	4.4 / 6.550	4.4 / 6.133	
			ND: -0.1					
			Finals	Final: 13.266	12.233	9.450	11.100	46.049
				D/E: 4.2 / 9.066	4.7 / 7.533	3.7 / 5.750	4.0 / 7.100	
				ND:				
<b>Combined Total:</b>								<b>92.798</b>
44	1624	Jessica ELAND Waverley Gymnastics	Prelims	Final: 11.400	11.433	10.000	10.733	43.566
				D/E: 2.4 / 9.000	2.4 / 9.033	4.4 / 5.600	3.9 / 6.833	
			ND:					
			Finals	Final: 11.700	11.766	13.400	12.166	49.032
				D/E: 2.4 / 9.300	2.4 / 9.366	4.9 / 8.500	3.9 / 8.266	
				ND:				
<b>Combined Total:</b>								<b>92.598</b>
45	1765	Claira LEE JOE Gold Coast Gym	Prelims	Final: 12.800	12.200	11.250	10.933	47.183
				D/E: 4.2 / 8.600	3.5 / 8.700	3.1 / 8.150	3.7 / 7.233	
			ND:					
			Finals	Final: 13.133	11.266	11.100	9.833	45.332
				D/E: 4.2 / 8.933	3.7 / 7.566	3.2 / 7.900	3.0 / 6.833	
				ND:				
<b>Combined Total:</b>								<b>92.515</b>
46	1011	Kate BICKERTON Flyaway Gymnastics	Prelims	Final: 13.100	10.400	11.850	10.633	45.983
				D/E: 4.2 / 8.900	3.0 / 7.400	4.6 / 7.250	4.4 / 6.233	
			ND:					
			Finals	Final: 13.033	10.766	11.050	11.500	46.349
				D/E: 4.2 / 8.833	3.4 / 7.366	5.0 / 6.050	4.5 / 7.000	
				ND:				
<b>Combined Total:</b>								<b>92.332</b>
47	1252	Giulia ARCHER MLC Gymnastics	Prelims	Final: 12.450	10.333	10.750	11.366	44.899
				D/E: 4.0 / 8.450	4.6 / 5.733	4.8 / 5.950	5.2 / 6.166	
			ND:					
			Finals	Final: 13.166	11.466	9.600	13.066	47.298
				D/E: 4.0 / 9.166	4.3 / 7.166	5.2 / 4.400	5.4 / 7.666	
				ND:				
<b>Combined Total:</b>								<b>92.197</b>
48	865	Mia MEDWAY Canberra City Gym	Prelims	Final: 12.650	12.600	10.650	10.733	46.633
				D/E: 4.2 / 8.450	4.6 / 8.000	3.6 / 7.050	4.1 / 6.633	
			ND:					
			Finals	Final: 12.933	11.433	10.850	10.300	45.516
				D/E: 4.2 / 8.733	4.3 / 7.133	4.4 / 6.450	4.1 / 6.200	
				ND:				
<b>Combined Total:</b>								<b>92.149</b>
49	1200	Lara MCMICKING Manly Warringah Gym	Prelims	Final: 12.333	10.300	11.550	10.366	44.549
				D/E: 4.2 / 8.133	3.8 / 6.500	4.1 / 7.450	4.3 / 6.066	
			ND:					
			Finals	Final: 12.866	10.666	11.850	11.033	46.415
				D/E: 4.2 / 8.666	3.8 / 6.866	4.1 / 7.750	4.2 / 6.833	
				ND:				
<b>Combined Total:</b>								<b>90.964</b>

# WAG National Clubs 2018 L8-10 Day 2

## Meet Results L10 ALL AROUND

Women / 10  
Session: 2PU,3PU,4PU,5PU

Oct 7, 2018

Rank	Num	Name/Gym						AA
50	1013	Georgia STEFANIAK Flyaway Gymnastics	Prelims	Final: 12.500 D/E: 4.0 / 8.500 ND:	8.700 1.9 / 6.800	11.850 3.9 / 7.950	11.833 4.4 / 7.433	44.883
			Finals	Final: 12.666 D/E: 4.0 / 8.666 ND:	9.433 2.0 / 7.433	11.700 3.9 / 7.800	12.166 4.4 / 7.766	45.965
<b>Combined Total:</b>								<b>90.848</b>
51	1092	Jacqueline PAN Icon Gymsports	Prelims	Final: 12.450 D/E: 4.2 / 8.250 ND:	12.033 3.5 / 8.533	10.400 3.9 / 6.500	10.466 3.7 / 7.066 -0.3	45.349
			Finals	Final: 12.633 D/E: 4.2 / 8.433 ND:	10.933 2.9 / 8.033	9.800 4.4 / 5.400	12.000 4.0 / 8.000	45.366
<b>Combined Total:</b>								<b>90.715</b>
52	1202	Imogen BARNES Manly Warringah Gym	Prelims	Final: 13.366 D/E: 4.2 / 9.166 ND:	10.000 4.1 / 5.900	10.200 2.8 / 7.400	10.166 4.0 / 6.166	43.732
			Finals	Final: 13.166 D/E: 4.2 / 8.966 ND:	11.733 3.8 / 7.933	10.900 3.3 / 7.600	10.900 4.0 / 6.900	46.699
<b>Combined Total:</b>								<b>90.431</b>
53	1041	Zoe ESPIE Gold Coast Gym	Prelims	Final: 12.400 D/E: 4.0 / 8.400 ND:	11.300 3.1 / 8.200	9.400 4.7 / 4.700	12.133 4.5 / 7.633	45.233
			Finals	Final: 11.400 D/E: 3.8 / 7.600 ND:	10.000 3.1 / 6.900	11.900 5.2 / 6.700	11.866 4.5 / 7.366	45.166
<b>Combined Total:</b>								<b>90.399</b>
54	1462	Georgia JENKINS Shire Gymnastics	Prelims	Final: 11.500 D/E: 4.0 / 7.500 ND:	10.533 3.3 / 7.233	11.100 3.4 / 7.700	11.633 3.7 / 7.933	44.766
			Finals	Final: 12.200 D/E: 4.0 / 8.200 ND:	10.066 3.3 / 6.766	11.850 4.2 / 7.650	11.366 3.7 / 7.666	45.482
<b>Combined Total:</b>								<b>90.248</b>
55	1623	Sophie HUNTER Waverley Gymnastics	Prelims	Final: 12.400 D/E: 4.2 / 8.300 ND: -0.1	11.100 3.2 / 7.900	9.150 3.4 / 5.750	10.733 4.3 / 6.433	43.383
			Finals	Final: 12.966 D/E: 4.2 / 8.766 ND:	9.733 3.5 / 6.233	12.400 4.8 / 7.600	11.600 4.0 / 7.600	46.699
<b>Combined Total:</b>								<b>90.082</b>
56	1012	Tahlia WINTER-WEIDNER Flyaway Gymnastics	Prelims	Final: 11.000 D/E: 2.4 / 8.600 ND:	10.366 2.2 / 8.166	13.150 4.8 / 8.350	11.533 4.4 / 7.133	46.049
			Finals	Final: 10.866 D/E: 2.4 / 8.466 ND:	9.033 2.3 / 6.733	12.600 4.6 / 8.000	11.366 4.7 / 6.666	43.865
<b>Combined Total:</b>								<b>89.914</b>







# WAG National Clubs 2018 L8-10 Day 2

## Meet Results L10 ALL AROUND

Women / 10  
Session: 2PU,3PU,4PU,5PU

Oct 7, 2018





Rank	Num	Name/Gym						AA
57	1429	Chloe MCGOVERN Premier Gymnastics	Prelims	Final: 11.450 D/E: 3.2 / 8.350 ND: -0.1	9.366 2.1 / 7.266	12.200 4.2 / 8.000	11.166 2.8 / 8.366	44.182
			Finals	Final: 12.300 D/E: 3.2 / 9.100 ND:	11.933 3.1 / 8.833	10.650 3.7 / 6.950	10.666 2.8 / 7.866	45.549
<b>Combined Total:</b>								<b>89.731</b>
58	1662	Maya BROWN Western Districts	Prelims	Final: 12.850 D/E: 4.2 / 8.650 ND:	9.966 2.6 / 7.366	10.550 4.1 / 6.450	11.700 4.2 / 7.500	45.066
			Finals	Final: 13.133 D/E: 4.2 / 8.933 ND:	9.600 2.6 / 7.000	10.100 4.3 / 5.800	11.733 4.2 / 7.533	44.566
<b>Combined Total:</b>								<b>89.632</b>
59	863	Tahlia GEE Canberra City Gym	Prelims	Final: 12.700 D/E: 4.2 / 8.500 ND:	10.633 4.1 / 6.533	10.050 3.8 / 6.250	11.033 4.7 / 6.333	44.416
			Finals	Final: 13.666 D/E: 4.2 / 9.466 ND:	9.900 3.8 / 6.100	9.850 3.3 / 6.550	11.400 4.7 / 6.700	44.816
<b>Combined Total:</b>								<b>89.232</b>
60T	1005	Kiralee BLYTHE Eclipse Gymnastics	Prelims	Final: 12.466 D/E: 4.0 / 8.466 ND:	11.400 2.5 / 8.900	10.400 3.6 / 6.800	10.433 3.5 / 6.933	44.699
			Finals	Final: 12.366 D/E: 4.0 / 8.466 ND: -0.1	11.600 2.6 / 9.000	10.300 3.6 / 6.700	10.233 3.3 / 6.933	44.499
<b>Combined Total:</b>								<b>89.198</b>
60T	1108	Phoebe JAMES Infinity Gym Sports	Prelims	Final: 11.700 D/E: 2.4 / 9.300 ND:	11.566 3.0 / 8.566	11.850 3.9 / 7.950	9.333 3.0 / 6.333	44.449
			Finals	Final: 11.000 D/E: 2.4 / 8.600 ND:	11.633 3.4 / 8.233	10.450 4.1 / 6.350	11.666 3.6 / 8.066	44.749
<b>Combined Total:</b>								<b>89.198</b>
62	1589	Emily SCUTTER Tea Tree Gully Gym	Prelims	Final: 13.400 D/E: 4.0 / 9.400 ND:	9.366 1.4 / 7.966	11.300 3.7 / 7.600	10.933 2.7 / 8.233	44.999
			Finals	Final: 13.066 D/E: 4.0 / 9.066 ND:	8.733 1.4 / 7.333	11.150 3.7 / 7.450	10.800 2.7 / 8.100	43.749
<b>Combined Total:</b>								<b>88.748</b>
63	864	Claudia COLLINS Canberra City Gym	Prelims	Final: 12.500 D/E: 4.2 / 8.400 ND: -0.1	9.633 1.8 / 7.833	10.450 2.9 / 7.550	11.600 3.8 / 7.800	44.183
			Finals	Final: 12.900 D/E: 4.2 / 8.700 ND:	9.166 2.4 / 6.766	10.750 2.9 / 7.850	11.566 3.7 / 7.866	44.382
<b>Combined Total:</b>								<b>88.565</b>

# WAG National Clubs 2018 L8-10 Day 2

## Meet Results L10 ALL AROUND

Women / 10  
Session: 2PU,3PU,4PU,5PU

Oct 7, 2018





Rank	Num	Name/Gym						AA
64	952	Casey WESSLING Delta Gym Brisbane	Prelims	Final: 12.600 D/E: 4.2 / 8.400 ND:	9.600 1.8 / 7.800	10.900 3.4 / 7.500	9.933 4.0 / 5.933	43.033
			Finals	Final: 13.000 D/E: 4.2 / 8.800 ND:	10.133 1.8 / 8.333	11.050 3.6 / 7.450	11.133 4.0 / 7.133	45.316
<b>Combined Total:</b>								<b>88.349</b>
65	1590	Kendall KROGLIK Tea Tree Gully Gym	Prelims	Final: 12.850 D/E: 4.2 / 8.650 ND:	11.166 3.9 / 7.266	8.000 3.1 / 4.900	12.200 4.5 / 7.700	44.216
			Finals	Final: 13.300 D/E: 4.2 / 9.100 ND:	9.033 3.1 / 5.933	9.050 4.1 / 4.950	12.066 4.5 / 7.566	43.449
<b>Combined Total:</b>								<b>87.665</b>
66	1091	Georgie SHIPTON Icon Gymsports	Prelims	Final: 12.600 D/E: 4.2 / 8.400 ND:	9.033 2.1 / 6.933	9.950 4.2 / 5.750	11.800 3.7 / 8.100	43.383
			Finals	Final: 13.200 D/E: 4.2 / 9.000 ND:	8.733 2.0 / 6.733	10.650 4.0 / 6.650	11.366 3.7 / 7.666	43.949
<b>Combined Total:</b>								<b>87.332</b>
67	1461	Lauren BRISTOW Shire Gymnastics	Prelims	Final: 11.600 D/E: 3.2 / 8.500 ND: -0.1	7.733 1.9 / 5.833	12.100 4.0 / 8.100	11.433 3.8 / 7.633	42.866
			Finals	Final: 11.800 D/E: 3.2 / 8.600 ND:	10.400 2.7 / 7.700	10.550 3.4 / 7.150	11.533 4.0 / 7.533	44.283
<b>Combined Total:</b>								<b>87.149</b>
68	1592	Paige REEVES Tea Tree Gully Gym	Prelims	Final: 12.800 D/E: 4.0 / 8.800 ND:	8.966 0.7 / 8.266	9.000 3.5 / 5.500	11.966 3.4 / 8.566	42.732
			Finals	Final: 12.733 D/E: 4.0 / 8.733 ND:	9.000 0.7 / 8.300	11.050 3.6 / 7.450	11.500 3.4 / 8.100	44.283
<b>Combined Total:</b>								<b>87.015</b>
69	1463	Emily EWINGS Shire Gymnastics	Prelims	Final: 11.200 D/E: 3.2 / 8.300 ND: -0.3	10.333 2.6 / 7.733	10.900 4.3 / 6.600	12.233 4.2 / 8.033	44.666
			Finals	Final: 11.733 D/E: 3.2 / 8.533 ND:	9.600 2.0 / 7.600	9.050 3.3 / 5.750	11.900 4.2 / 7.700	42.283
<b>Combined Total:</b>								<b>86.949</b>
70	161	Paris CONDIDORIO Niddrie Gym Club	Prelims	Final: 12.600 D/E: 4.2 / 8.400 ND:	9.933 1.5 / 8.433	7.800 3.5 / 4.300	12.000 3.9 / 8.100	42.333
			Finals	Final: 12.833 D/E: 4.2 / 8.633 ND:	10.966 2.6 / 8.366	10.300 3.3 / 7.000	10.400 3.6 / 6.800	44.499
<b>Combined Total:</b>								<b>86.832</b>

# WAG National Clubs 2018 L8-10 Day 2

## Meet Results L10 ALL AROUND

Women / 10  
Session: 2PU,3PU,4PU,5PU

Oct 7, 2018





Rank	Num	Name/Gym						AA
71	1130	Emily Jackson Jets Gymnastics	Prelims	Final: 12.433 D/E: 3.8 / 8.633 ND:	9.633 2.6 / 7.033	9.050 3.4 / 5.650	11.466 4.4 / 7.066	42.582
			Finals	Final: 12.066 D/E: 3.8 / 8.266 ND:	9.833 2.6 / 7.233	11.850 4.8 / 7.050	10.400 4.2 / 6.200	44.149
<b>Combined Total:</b>								<b>86.731</b>
72	1110	Milly CRAIG Infinity Gym Sports	Prelims	Final: 12.650 D/E: 4.2 / 8.550 ND: -0.1	11.000 3.8 / 7.200	10.650 3.8 / 6.850	10.766 3.7 / 7.066	45.066
			Finals	Final: 12.566 D/E: 4.2 / 8.466 ND: -0.1	9.633 3.6 / 6.033	8.900 3.3 / 5.600	10.300 3.7 / 6.600	41.399
<b>Combined Total:</b>								<b>86.465</b>
73	1591	Kirstie LARSEN Tea Tree Gully Gym	Prelims	Final: 12.400 D/E: 4.0 / 8.400 ND:	8.600 0.5 / 8.100	10.550 3.5 / 7.050	11.466 3.7 / 7.766	43.016
			Finals	Final: 12.966 D/E: 4.0 / 8.966 ND:	8.433 0.5 / 7.933	11.200 4.0 / 7.200	10.666 3.7 / 6.966	43.265
<b>Combined Total:</b>								<b>86.281</b>
74	1109	Charlotte WRAY Infinity Gym Sports	Prelims	Final: 11.400 D/E: 2.4 / 9.000 ND:	9.266 1.2 / 8.066	9.850 3.2 / 6.650	11.133 3.8 / 7.333	41.649
			Finals	Final: 11.233 D/E: 2.4 / 8.833 ND:	8.033 0.6 / 7.433	11.300 3.5 / 7.800	10.966 3.7 / 7.266	41.532
<b>Combined Total:</b>								<b>83.181</b>
75	1318	Mikayla PLANT Niddrie Gym Club	Prelims	Final: 11.266 D/E: 2.4 / 8.866 ND:	10.166 1.9 / 8.266	8.950 3.8 / 5.150	10.933 3.8 / 7.133	41.315
			Finals	Final: 11.433 D/E: 2.4 / 9.033 ND:	8.866 0.8 / 8.066	10.200 3.6 / 6.600	10.800 3.7 / 7.100	41.299
<b>Combined Total:</b>								<b>82.614</b>
76	1409	Skye SMALLFIELD PLC Sydney	Prelims	Final: 11.250 D/E: 2.4 / 8.850 ND:	10.466 2.7 / 7.766	10.100 4.0 / 6.100	10.700 4.2 / 7.000 -0.5	42.516
			Finals	Final: 11.300 D/E: 2.4 / 8.900 ND:	8.600 2.5 / 6.100	9.150 2.8 / 6.350	10.966 4.1 / 6.866	40.016
<b>Combined Total:</b>								<b>82.532</b>
77	1294	Ruby HONRADO MYC Gymnastics	Prelims	Final: 12.450 D/E: 4.0 / 8.450 ND:	10.833 3.3 / 7.533	11.650 4.4 / 7.250	12.166 4.1 / 8.066	47.099
			Finals	Final: ____ D/E: ____ ND:	11.533 2.7 / 8.833	11.500 4.9 / 6.600	12.166 4.1 / 8.066	35.199
<b>Combined Total:</b>								<b>82.298</b>

# WAG National Clubs 2018 L8-10 Day 2

## Meet Results L10 ALL AROUND

Women / 10  
Session: 2PU,3PU,4PU,5PU

Oct 7, 2018





Rank	Num	Name/Gym						AA
78	1410	Zoe CRICK PLC Sydney	Prelims	Final: 12.300 D/E: 4.0 / 8.300 ND:	9.366 2.6 / 6.766	9.600 3.5 / 6.100	9.966 3.8 / 6.166	41.232
			Finals	Final: 12.766 D/E: 4.0 / 8.766 ND:	7.600 2.6 / 5.000	10.000 4.2 / 5.800	10.033 3.8 / 6.233	40.399
<b>Combined Total:</b>								<b>81.631</b>
79	1014	Eryn BEATTIE Flyaway Gymnastics	Prelims	Final: 10.750 D/E: 2.4 / 8.350 ND:	9.333 1.8 / 7.533	7.500 2.7 / 4.800	10.233 3.4 / 6.833	37.816
			Finals	Final: 11.200 D/E: 3.0 / 8.200 ND:	9.500 1.8 / 7.700	10.800 3.8 / 7.000	11.500 4.0 / 7.500	43.000
<b>Combined Total:</b>								<b>80.816</b>
80	1128	Olivia AYTON Jets Gymnastics	Prelims	Final: 10.900 D/E: 2.4 / 8.500 ND:	9.766 2.7 / 7.066	9.200 3.7 / 5.500	10.700 3.7 / 7.000	40.566
			Finals	Final: 10.900 D/E: 2.4 / 8.500 ND:	9.433 3.4 / 6.033	9.700 2.7 / 7.000	10.100 3.7 / 6.400	40.133
<b>Combined Total:</b>								<b>80.699</b>
81	1413	Mia DUARTE PLC Sydney	Prelims	Final: 11.450 D/E: 2.4 / 9.050 ND:	7.900 2.0 / 5.900	10.650 4.2 / 6.450	9.833 3.3 / 6.533	39.833
			Finals	Final: 11.533 D/E: 2.4 / 9.133 ND:	7.066 1.4 / 5.666	11.700 3.6 / 8.100	9.300 3.2 / 6.100	39.599
<b>Combined Total:</b>								<b>79.432</b>
82	1411	Maia SHANNON PLC Sydney	Prelims	Final: 10.800 D/E: 2.4 / 8.400 ND:	6.933 0.6 / 6.333	10.150 3.3 / 6.850	11.100 3.7 / 7.400	38.983
			Finals	Final: 10.833 D/E: 2.4 / 8.433 ND:	8.033 0.6 / 7.433	10.000 3.3 / 6.700	10.566 3.7 / 6.866	39.432
<b>Combined Total:</b>								<b>78.415</b>
83	1319	Tess MOLEA Niddrie Gym Club	Prelims	Final: 11.333 D/E: 2.4 / 8.933 ND:	8.366 1.2 / 7.166	7.900 2.8 / 5.100	9.766 3.3 / 6.466	37.365
			Finals	Final: 10.800 D/E: 2.4 / 8.400 ND:	8.033 1.2 / 6.833	8.900 2.7 / 6.200	9.200 2.7 / 6.500	36.933
<b>Combined Total:</b>								<b>74.298</b>
84	1321	Holly WILLIAMSON Niddrie Gym Club	Prelims	Final: 10.566 D/E: 2.4 / 8.166 ND:	7.700 1.2 / 6.500	9.600 3.0 / 6.600	9.600 2.2 / 7.400	37.466
			Finals	Final: 10.400 D/E: 2.4 / 8.000 ND:	6.600 0.6 / 6.000	10.200 2.9 / 7.300	9.566 2.3 / 7.266	36.766
<b>Combined Total:</b>								<b>74.232</b>

# WAG National Clubs 2018 L8-10 Day 2

## Meet Results L10 ALL AROUND

Women / 10  
Session: 2PU,3PU,4PU,5PU

Oct 7, 2018





Rank	Num	Name/Gym						AA
85	1316	Jessica LLOYD Niddrie Gym Club	Prelims	Final: 11.366 D/E: 2.4 / 8.966 ND:	9.000 1.3 / 7.700	10.100 2.9 / 7.200	10.700 2.6 / 8.100	41.166
			Finals	Final: 11.433 D/E: 2.4 / 9.033 ND:	8.633 1.3 / 7.333	10.400 2.4 / 8.000	—	30.466
<b>Combined Total:</b>								<b>71.632</b>
86	1320	Michaela MORRIS Niddrie Gym Club	Prelims	Final: 10.700 D/E: 2.4 / 8.300 ND:	8.366 0.6 / 7.766	5.250 2.3 / 2.950	8.300 2.3 / 6.000	32.616
			Finals	Final: 10.800 D/E: 2.4 / 8.400 ND:	7.333 0.4 / 6.933	8.350 2.1 / 6.250	8.900 2.3 / 6.600	35.383
<b>Combined Total:</b>								<b>67.999</b>
87	1412	Lauren THOMAS PLC Sydney	Prelims	Final: 10.050 D/E: 2.4 / 7.650 ND:	6.833 0.6 / 6.233	8.550 1.8 / 6.750	7.833 2.4 / 5.433	33.266
			Finals	Final: 10.000 D/E: 2.4 / 7.600 ND:	7.500 0.6 / 6.900	8.750 1.8 / 6.950	8.066 2.6 / 5.466	34.316
<b>Combined Total:</b>								<b>67.582</b>
88	1460	Ireland KEEP Shire Gymnastics	Prelims	Final: — D/E: — ND:	8.166 3.3 / 4.866	9.750 2.8 / 6.950	—	17.916
			Finals	Final: — D/E: — ND:	10.100 2.8 / 7.300	11.250 3.5 / 7.750	10.666 3.2 / 7.466	32.016
<b>Combined Total:</b>								<b>49.932</b>
89	1298	Taya GOTT MYC Gymnastics	Prelims	Final: 12.950 D/E: 4.2 / 8.750 ND:	11.000 2.9 / 8.100	11.300 3.6 / 7.700	11.600 3.8 / 7.800	46.850
			Finals	Final: — D/E: — ND:	—	0.000 0.0 / 0.000	—	0.000
<b>Combined Total:</b>								<b>46.850</b>
90	1129	Adele BRAND Jets Gymnastics	Prelims	Final: — D/E: — ND:	0.000 0.0 / 0.000	10.050 4.1 / 5.950	0.000 0.0 / 0.000	10.050
			Finals	Final: — D/E: — ND:	—	0.000 0.0 / 0.000	—	0.000
<b>Combined Total:</b>								<b>10.050</b>
91T	721	Kaiya SEYMOUR 360 Gymnastics	Prelims	Final: — D/E: — ND:	—	—	—	0.000
			Finals	Final: — D/E: — ND:	—	—	—	0.000
<b>Combined Total:</b>								<b>0.000</b>

# WAG National Clubs 2018 L8-10 Day 2

## Meet Results L10 ALL AROUND

Women / 10  
Session: 2PU,3PU,4PU,5PU

Oct 7, 2018

Rank	Num	Name/Gym						AA
91T	1427	Kirsten BURGER Premier Gymnastics	Prelims	Final: —.—— D/E: ND:	0.000 0.0 / 0.000	—.——	—.——	0.000
			Finals	Final: —.—— D/E: ND:	—.——	0.000 0.0 / 0.000	—.——	0.000
<b>Combined Total:</b>								<b>0.000</b>