

WAG National Clubs 2018 L8-10 Day 1





Page: 1
Printed: 10/6/2018 9:17 PM

Scores L8

Oct 6, 2018

Women / 8

Session: 1Pi,2Pi,3Pi,4Pi,5Pi,6Pi

Num	Name	Team							AA
		#1	#2	#3					
<u>AAGI</u>									
740	Kyra MURPHY	T1			12.633	10.400	12.050	11.650	46.733
738	Naomi MULDER	T1			11.866	10.950	10.800	11.050	44.666
739	Amelia TAYLOR	T1			10.833	11.300	11.000	11.000	44.133
737	Lauren BROWN	T1			10.966	10.650	10.650	10.900	43.166
736	Ashley HAYNES	T1			—	8.500	10.300	9.100	27.900
<u>Aerosport Allstars</u>									
766	Ashlyn STOW	T1			10.966	10.050	11.000	11.200	43.216
764	Leonie KLEMEN	T1			11.366	10.950	8.700	10.550	41.566
763	Bridie MCCALLUM	T1			11.300	9.250	8.750	10.600	39.900
765	Chanel SIMSIC	T1			11.166	9.600	7.750	8.600	37.116
<u>Allstar Gym Academy</u>									
797	Brooke HARDIN	T1			12.566	10.350	11.850	11.550	46.316
799	Alex GRIMMETT	T1			11.300	10.750	11.350	11.650	45.050
798	Rita-Lily EVANS	T1			12.666	10.400	11.050	10.650	44.766
800	Madison COOKE	T1			12.200	11.350	9.850	10.600	44.000
801	Kiralee WOODCOCK	T1			11.166	10.050	8.700	10.900	40.816
<u>Australian Academy</u>									
809	Satine RIZZO				11.066	9.050	9.900	11.200	41.216
<u>Canberra City Gym</u>									
883	Madison ELPHICK	T1			13.133	11.900	10.850	12.500	48.383
886	Sophie TROTMAN	T1			13.033	11.250	10.900	11.550	46.733
1711	Mariah BRODY	T1			13.033	11.550	11.000	10.850	46.433
885	Ceinwyn ROBENS	T1			12.800	9.150	10.650	11.800	44.400
882	Erin ROGERS	T1			10.766	—	—	9.400	20.166
884	Jacynta WILESMITH	T1			—	—	—	—	—
<u>Castle Hill RSL</u>									
890	Robyn JONES	T1			12.266	10.550	10.400	11.600	44.816
891	Taia HAVILL	T1			11.000	9.950	11.700	11.550	44.200
887	Bethan LAHIVE	T1			10.866	10.200	9.750	11.250	42.066
889	Sonia VETISCH	T1			10.133	10.100	8.700	10.450	39.383
888	Brynnin BARR	T1			9.900	8.650	9.350	11.050	38.950
<u>Cheltenham Youth</u>									
921	Jayde GELEIT	T1			12.800	11.750	11.050	11.800	47.400
917	Kathleen SUMARNA	T1			11.300	11.650	10.800	12.000	45.750
919	Tess FARROW	T1			11.533	11.450	10.200	11.950	45.133
920	Cherry CAMERON	T1			11.266	9.700	11.550	11.100	43.616

WAG National Clubs 2018 L8-10 Day 1





Page: 2
Printed: 10/6/2018 9:17 PM

Scores L8

Oct 6, 2018

Women / 8

Session: 1Pi,2Pi,3Pi,4Pi,5Pi,6Pi

Num	Name	Team							AA
		#1	#2	#3					
<u>Delta Gym Brisbane</u>									
977	Ava KINNANE	T1		13.266	12.550	12.600	12.750	51.166	
980	Niamh MCCARTHY	T1		12.800	11.950	12.150	12.300	49.200	
981	Emma DE RUITER	T1		13.466	11.350	11.650	12.150	48.616	
979	Siena ENDERS	T1		13.233	12.050	11.000	12.050	48.333	
978	Natasha SAM	T1		13.033	11.650	10.100	12.050	46.833	
976	Sophie GRAHAM	T1		___	11.200	11.650	12.650	35.500	
<u>Gold Coast Gym</u>									
1060	Lauren FATHERS	T1		11.700	11.700	11.400	12.400	47.200	
1061	Brianna TOOPI	T1		11.933	10.050	11.150	12.400	45.533	
1056	Skye WHITE	T1		11.233	11.350	10.750	11.550	44.883	
1057	Jorja GUNTHER	T1		13.300	9.950	9.600	12.000	44.850	
<u>Grips Gym Club</u>									
1063	Claire LIGHTFOOT	AQ		12.500	11.900	10.650	12.450	47.500	
1066	Gabrielle KRINS	AQ		12.633	11.950	9.850	12.400	46.833	
1062	Lola TICHABAEV	AQ		10.933	12.300	10.900	11.800	45.933	
1068	Bridie DAVISON	SIL		11.433	11.750	9.550	11.950	44.683	
1065	Alana PICCOLO	AQ		12.666	10.950	9.350	11.650	44.616	
1069	Charlotte FERNS	SIL		11.733	11.150	9.100	12.100	44.083	
1067	Charli MURRAY	SIL		11.466	10.150	9.450	11.300	42.366	
<u>Jets Gymnastics</u>									
1140	Sienna PAVITT			11.100	11.600	10.500	11.300	44.500	
1141	Matilda BROUGHAM			10.900	9.450	11.400	11.350	43.100	
<u>Kingborough GymSport</u>									
1172	Lily SCHUECKER-RUSH	T1		11.466	10.650	9.950	11.600	43.666	
1171	Rebecca JOHNSON	T1		11.733	11.050	9.150	11.350	43.283	
1170	Isobel CALVERT	T1		11.533	10.400	7.850	11.400	41.183	
<u>Lawnton Academy Gym</u>									
1197	Scarlett STILLER	T1		11.166	10.250	10.550	11.000	42.966	
1194	Lila JARMAINE	T1		11.433	11.150	8.500	11.700	42.783	
1196	Richelle SHAW	T1		11.100	10.350	9.950	11.350	42.750	
1195	Lara MASON	T1		11.766	10.050	10.050	10.400	42.266	
1192	Taya BENSLEY	T2		11.200	10.100	8.850	11.750	41.900	
1198	Kiah DIXON	T2		11.066	9.550	8.800	11.650	41.066	
1193	Charlee MUNT	T2		11.033	10.350	7.200	10.900	39.483	
<u>Manly Warringah Gym</u>									
1222	Rachel FOX	T1		11.633	11.100	10.950	11.950	45.633	

WAG National Clubs 2018 L8-10 Day 1





Page: 3
Printed: 10/6/2018 9:17 PM

Scores L8

Oct 6, 2018

Women / 8

Session: 1Pi,2Pi,3Pi,4Pi,5Pi,6Pi

Num	Name	Team							AA
		#1	#2	#3					
Manly Warringah Gym continued...									
1223	Alex COPLAND	T1		11.800	11.300	10.700	11.350	45.150	
1225	Emma POWELL	T1		11.000	9.650	8.950	11.050	40.650	
1221	Sidney BRETH-PETERSEN	T1		___	0.000	10.400	11.850	22.250	
1224	Liselotte THELOSEN	T1		___	10.500	10.800	0.000	21.300	
Maroochy Beach Gym									
1248	Hannah DWAN	T1		12.633	12.350	12.300	12.600	49.883	
1247	Mia VINES	T1		12.933	10.300	11.500	12.950	47.683	
1250	Rhiani LIZEMORE	T1		12.333	11.250	11.550	11.950	47.083	
1249	Isabella STEVENS	T1		11.766	11.800	10.450	12.100	46.116	
MLC Gymnastics									
1278	Abbey THEIN	T1		11.100	11.250	11.000	12.800	46.150	
1275	Annabelle WINGROVE	T1		12.500	10.750	10.400	11.400	45.050	
1276	Tess HAYES	T1		12.533	10.450	10.150	11.700	44.833	
1277	Nicola LIM JOON	T1		11.500	11.250	10.050	11.850	44.650	
1279	Sama AHMED	T1		11.033	10.000	10.500	10.700	42.233	
1274	Naomi LEE	T1		___	10.200	10.250	10.500	30.950	
Move It Gymnastics									
1292	Allie HALL	T1		10.900	8.650	9.450	8.700	37.700	
1291	Sumi LEE	T1		10.366	8.750	9.100	9.200	37.416	
1289	Kath HUGGINS	T1		10.600	8.700	7.050	8.750	35.100	
1290	Kyra FARAO	T1		10.700	5.550	7.300	9.600	33.150	
MYC Gymnastics									
1312	Eboni PENNY	T1		12.800	11.450	11.450	11.350	47.050	
1315	Saige NICHOLS	T1		11.833	11.300	11.250	11.900	46.283	
1313	Sarah CAINE	T1		12.900	10.400	10.800	12.050	46.150	
1314	Olivia HIGGINS	T1		___	11.500	12.000	12.100	35.600	
North Narrabeen									
1370	Lillian FITZGERALD	T1		12.433	11.700	10.150	11.050	45.333	
1368	Kristina SPANO	T1		12.466	10.550	11.300	10.800	45.116	
1367	Macy MELROSE	T1		13.033	9.100	11.100	11.850	45.083	
1369	Emmelia BADENHORST	T1		12.866	10.250	9.950	9.850	42.916	
Premier Gymnastics									
1444	Cali WESTMORELAND	T1		12.200	11.300	12.600	13.100	49.200	
1443	Mikayla (Nanae) CLARK	T1		12.633	12.050	10.950	12.150	47.783	
1446	Doreen CHIANG	T1		11.800	11.750	12.350	11.600	47.500	
1442	Darcy RECHNER	T1		12.933	11.000	10.100	12.150	46.183	

WAG National Clubs 2018 L8-10 Day 1





Page: 4
Printed: 10/6/2018 9:17 PM

Scores L8

Oct 6, 2018

Women / 8

Session: 1Pi,2Pi,3Pi,4Pi,5Pi,6Pi

Num	Name	Team							AA
		#1	#2	#3					
Premier Gymnastics continued...									
934	Holly SMITH	T1			11.333	10.650	11.100	11.900	44.983
1445	Rachael CHIANG	T1			12.500	___	11.650	10.700	34.850
Shire Gymnastics									
1479	Kayla PHILLPOT	T1			12.600	11.500	12.550	12.500	49.150
1476	Bianca BRISTOW	T1			11.866	12.200	11.500	13.200	48.766
1480	Emily DUNCAN	T1			12.233	11.850	11.600	12.050	47.733
1478	Charlize BARR	T1			11.366	10.950	6.650	12.150	41.116
1477	Sophie HART	T1			___	10.300	11.050	12.050	33.400
Southport Gymnastics									
1502	Sienna COMPAGNE	T1			12.966	11.550	11.550	12.450	48.516
1503	Nikki MCMENAMIN	T1			11.600	11.350	11.600	11.550	46.100
1505	Stephanie SPRAGUE	T1			11.533	9.450	10.250	11.050	42.283
1504	Megan BLOWN	T1			11.133	10.700	9.050	10.950	41.833
Sydney Gym Centre									
1554	Chiara HILL	T1			12.000	8.800	8.200	11.350	40.350
1555	Wyneth DIMLA	T1			11.433	9.500	7.100	11.900	39.933
1556	Mischa GOEDDE	T1			10.666	8.850	7.300	10.200	37.016
1558	Emily HODGE	T1			11.500	9.450	___	10.650	31.600
Tea Tree Gully Gym									
1608	Tiegana CHAU	T1			12.400	9.950	10.000	11.200	43.550
1607	Nichole SPRATT	T1			11.266	10.500	9.500	11.850	43.116
1609	Emma LOVELL	T1			11.533	9.500	10.850	11.150	43.033
Waverley Gymnastics									
1753	Abigayle HUANG	BLU			11.366	11.550	11.200	11.800	45.916
1654	Sky AUSTIN	RED			12.333	10.200	10.800	11.600	44.933
1655	Olivia SCHWATSCHKO	BLU			10.333	10.450	12.400	11.750	44.933
1658	Edith PENMAN	BLU			11.633	11.600	9.550	12.150	44.933
1653	Chloe FUA	RED			10.800	10.950	11.850	10.500	44.100
1660	Phoebe ANDREWS	BLU			11.300	10.700	10.450	11.150	43.600
1661	Sophia PENMAN	BLU			10.233	10.300	11.150	10.200	41.883
1657	Phoebe CETOUPE	RED			11.366	8.100	10.100	11.000	40.566
Woden Valley Gym									
1712	Jenna FISK				11.000	10.550	9.350	12.050	42.950
1713	Emma PHILLIPS				10.866	8.450	9.800	10.500	39.616





WAG National Clubs 2018 L8-10 Day 1

Page: 1
Printed: 10/6/2018 9:17 PM

Scores L10

Oct 6, 2018

Women / 10
Session: 2Pu,3Pu,4Pu,5Pu,6Pu

Num	Name	Team							AA
		#1	#2	#3					
<u>360 Gymnastics</u>									
720	Aymie HARTLAND	T1			12.800	13.300	12.350	12.466	50.916
722	Brigit MCMAHON	T1			13.250	12.366	11.100	13.666	50.382
723	Felicity HAYWARD	T1			13.100	12.733	11.900	11.500	49.233
721	Kaiya SEYMOUR	T1			—	—	—	—	—
<u>Allstar Gym Academy</u>									
781	Olivia DOHERTY	T1			13.300	13.033	11.950	13.066	51.349
780	Grace PARKER	T1			12.900	13.100	11.350	11.866	49.216
778	Jemima LOVE	T1			12.750	11.566	10.550	10.900	45.766
<u>Australian Academy</u>									
805	Deahna SIMOS				13.033	12.233	10.950	10.533	46.749
<u>Blackert Gymnastics</u>									
827	Chailend MALINOWSKI	T1			13.600	12.266	10.900	12.633	49.399
831	Tahlie PARK	T1			13.250	11.333	11.250	12.700	48.533
830	Edan SHORTEN	T1			12.650	11.300	11.600	12.766	48.316
828	Jasmine FISCHBECK	T1			13.150	12.666	10.150	12.333	48.299
829	Jorgie HILLS	T1			12.700	11.433	10.900	13.166	48.199
<u>Canberra City Gym</u>									
866	Michaela SMITH	T1			13.500	11.766	11.450	12.866	49.582
867	Zoe WEST	T1			12.500	13.066	11.800	12.000	49.366
865	Mia MEDWAY	T1			12.650	12.600	10.650	10.733	46.633
863	Tahlia GEE	T1			12.700	10.633	10.050	11.033	44.416
864	Claudia COLLINS	T1			12.500	9.633	10.450	11.600	44.183
<u>Delta Gym Brisbane</u>									
950	Jaymee DILLON	T1			12.550	13.633	11.900	13.433	51.516
949	Natasha HO	T1			12.800	12.400	13.200	11.566	49.966
956	Isabella MCDONNELL-BAUM	T1			12.950	12.300	13.100	11.266	49.616
1783	Isabel CARRASCO	T1			12.850	11.500	12.350	12.466	49.166
955	Lucy WHITE	T1			12.300	11.666	10.350	12.433	46.749
948	Nicola LUM	T1			12.500	9.633	11.150	12.133	45.416
952	Casey WESSLING				12.600	9.600	10.900	9.933	43.033
<u>Eclipse Gymnastics</u>									
1005	Kiralee BLYTHE				12.466	11.400	10.400	10.433	44.699
<u>Flyaway Gymnastics</u>									
1012	Tahlia WINTER-WEIDNER	T1			11.000	10.366	13.150	11.533	46.049
1011	Kate BICKERTON	T1			13.100	10.400	11.850	10.633	45.983
1013	Georgia STEFANIAK	T1			12.500	8.700	11.850	11.833	44.883





WAG National Clubs 2018 L8-10 Day 1

Page: 2
Printed: 10/6/2018 9:17 PM

Scores L10

Oct 6, 2018

Women / 10
Session: 2Pu,3Pu,4Pu,5Pu,6Pu

Num	Name	Team							AA
		#1	#2	#3					
<u>Flyaway Gymnastics</u> continued...									
1014	Eryn BEATTIE	T1			10.750	9.333	7.500	10.233	37.816
<u>Gold Coast Gym</u>									
1766	Chloe RAEY	T1			13.250	11.200	11.200	12.300	47.950
1765	Claira LEE JOE	T1			12.800	12.200	11.250	10.933	47.183
1041	Zoe ESPIE	T1			12.400	11.300	9.400	12.133	45.233
1038	Courtney CREGTEN	T1			12.400	10.400	10.400	11.733	44.933
<u>Icon Gymsports</u>									
1092	Jacqueline PAN				12.450	12.033	10.400	10.466	45.349
1091	Georgie SHIPTON				12.600	9.033	9.950	11.800	43.383
<u>Infinity Gym Sports</u>									
1107	Kathryn RAMSAY	T1			13.400	11.566	11.950	11.833	48.749
1110	Milly CRAIG	T1			12.650	11.000	10.650	10.766	45.066
1108	Phoebe JAMES	T1			11.700	11.566	11.850	9.333	44.449
1109	Charlotte WRAY	T1			11.400	9.266	9.850	11.133	41.649
<u>Jets Gymnastics</u>									
1131	Tiarna GREEN	T1			12.366	12.200	11.000	11.600	47.166
1130	Emily Jackson	T1			12.433	9.633	9.050	11.466	42.582
1128	Olivia AYTON	T1			10.900	9.766	9.200	10.700	40.566
1129	Adele BRAND	T1			___	0.000	10.050	0.000	10.050
<u>Manly Warringah Gym</u>									
1201	Antoinette THEUNISSEN	T1			13.133	12.500	10.850	11.266	47.749
1200	Lara MCMICKING	T1			12.333	10.300	11.550	10.366	44.549
1202	Imogen BARNES	T1			13.366	10.000	10.200	10.166	43.732
<u>Maroochy Beach Gym</u>									
1227	Amelia BASTIAN				12.850	10.633	12.750	10.466	46.699
<u>MLC Gymnastics</u>									
1254	Harriet WINGROVE	T1			13.000	11.900	14.300	12.333	51.533
1251	Lauren PENGELLY	T1			12.850	12.866	11.750	12.100	49.566
1253	Lisa-Nadine TAN	T1			12.000	11.666	12.650	13.133	49.449
1252	Giulia ARCHER	T1			12.450	10.333	10.750	11.366	44.899
<u>MYC Gymnastics</u>									
1293	Abigail GRIFFITHS	T1			13.200	10.700	13.400	12.366	49.666
1296	Hannah CLYNES	T1			13.200	11.866	11.150	12.866	49.082
1295	Kianne WELLS	T1			13.900	10.933	10.950	12.766	48.549
1294	Ruby HONRADO	T1			12.450	10.833	11.650	12.166	47.099





WAG National Clubs 2018 L8-10 Day 1

Page: 3
Printed: 10/6/2018 9:17 PM

Scores L10

Oct 6, 2018

Women / 10
Session: 2Pu,3Pu,4Pu,5Pu,6Pu





Num	Name	Team							AA
		#1	#2	#3					
MYC Gymnastics continued...									
1298	Taya GOTT	T1			12.950	11.000	11.300	11.600	46.850
1297	Ebony GOUGH	T1			12.650	11.933	9.700	11.700	45.983
Niddrie Gym Club									
1317	Matilda GAVAGHAN	AQ			12.633	11.500	10.000	11.433	45.566
161	Paris CONDIDORIO	AQ			12.600	9.933	7.800	12.000	42.333
1318	Mikayla PLANT	AQ			11.266	10.166	8.950	10.933	41.315
1316	Jessica LLOYD	AQ			11.366	9.000	10.100	10.700	41.166
1321	Holly WILLIAMSON	WHI			10.566	7.700	9.600	9.600	37.466
1319	Tess MOLEA	WHI			11.333	8.366	7.900	9.766	37.365
1320	Michaela MORRIS	WHI			10.700	8.366	5.250	8.300	32.616
PLC Sydney									
1409	Skye SMALLFIELD	T1			11.250	10.466	10.100	10.700	42.516
1410	Zoe CRICK	T1			12.300	9.366	9.600	9.966	41.232
1413	Mia DUARTE	T1			11.450	7.900	10.650	9.833	39.833
1411	Maia SHANNON	T1			10.800	6.933	10.150	11.100	38.983
1412	Lauren THOMAS	T1			10.050	6.833	8.550	7.833	33.266
Premier Gymnastics									
1426	Shannon NEATE	T1			13.250	12.366	12.900	14.300	52.816
1428	Sophia CRISANTE	T1			13.050	11.633	11.950	11.466	48.099
1429	Chloe MCGOVERN	T1			11.450	9.366	12.200	11.166	44.182
1427	Kirsten BURGER	T1			—	0.000	—	—	0.000
Shire Gymnastics									
1459	Melissa CHAMBERS	T1			13.300	11.533	10.500	12.466	47.799
1464	Ashleigh FINN	T1			12.900	10.766	10.350	12.533	46.549
1462	Georgia JENKINS	T1			11.500	10.533	11.100	11.633	44.766
1463	Emily EWINGS	T1			11.200	10.333	10.900	12.233	44.666
1461	Lauren BRISTOW	T1			11.600	7.733	12.100	11.433	42.866
1460	Ireland KEEP	T1			—	8.166	9.750	—	17.916
Tea Tree Gully Gym									
1589	Emily SCUTTER	T1			13.400	9.366	11.300	10.933	44.999
1590	Kendall KROOGLIK	T1			12.850	11.166	8.000	12.200	44.216
1591	Kirstie LARSEN	T1			12.400	8.600	10.550	11.466	43.016
1592	Paige REEVES	T1			12.800	8.966	9.000	11.966	42.732
Waverley Gymnastics									
1628	Macy PEGOLI	T1			13.950	14.866	12.100	13.033	53.949
1622	Caitlyn MONTGOMERY	T1			13.100	13.166	12.950	12.600	51.816

WAG National Clubs 2018 L8-10 Day 1

Scores L10

Oct 6, 2018

Women / 10
Session: 2Pu,3Pu,4Pu,5Pu,6Pu

Num	Name	Team							AA
		#1	#2	#3					
<u>Waverley Gymnastics</u> continued...									
1627	Ella WINDER		T1		13.050	13.600	11.400	11.400	49.450
1626	Emily WEIR		T1		11.250	12.766	11.350	12.333	47.699
1624	Jessica ELAND		T1		11.400	11.433	10.000	10.733	43.566
1623	Sophie HUNTER		T1		12.400	11.100	9.150	10.733	43.383
<u>Western Districts</u>									
1662	Maya BROWN				12.850	9.966	10.550	11.700	45.066
<u>Woden Valley Gym</u>									
1697	Rebecca RAINEY				13.133	11.466	10.850	12.433	47.882