





WAG National Clubs 2018 L8-10 Day 2

Team Results L8 Day 2 BARS

Women / All Levels
Session: 1PI,2PI,3PI,4PI,5PI

Oct 7, 2018

Rank	Gym	Team	Score				
1	Delta Gym Brisbane	T1	151.282	39.933 1	37.900 2	37.899 1	35.550 6
2	Shire Gymnastics	T1	146.848	37.165 7	36.800 3	35.833 5	37.050 1
3	Premier Gymnastics	T1	146.481	37.865 6	36.250 5T	36.766 2	35.600 5
4	Grips Gym Club	AQU	145.881	38.132 5	38.250 1	33.499 13	36.000 4
5	Canberra City Gym	T1	145.565	39.699 2	35.200 12T	33.666 12	37.000 2
6	Maroochy Beach Gym	T1	145.331	37.132 8	35.850 8	36.099 3	36.250 3
7	Allstar Gym Academy	T1	143.614	38.465 4	35.600 10	34.499 8	35.050 9T
8	MYC Gymnastics	T1	141.965	36.365 11T	36.250 5T	34.200 10	35.150 8
9	Gold Coast Gym	T1	141.665	36.766 9	35.800 9	35.199 7	33.900 17T
10	Southport Gymnastics	T1	141.514	35.599 15	36.500 4	35.365 6	34.050 15
11	North Narrabeen	T1	141.250	38.500 3	34.600 14	33.700 11	34.450 13
12	AAGI	T1	140.664	36.365 11T	35.500 11	33.299 15	35.500 7
13	Cheltenham Youth	T1	139.281	35.732 14	36.150 7	33.099 16	34.300 14
14	MLC Gymnastics	T1	138.198	36.366 10	33.450 16	33.432 14	34.950 11
15	Waverley Gymnastics	BLU	138.115	34.400 21	33.950 15	35.865 4	33.900 17T
16	Lawnton Academy Gym	T1	134.748	34.932 20	32.950 17T	33.066 17	33.800 19T
17	Grips Gym Club	SIL	134.364	35.032 17	35.200 12T	29.532 21	34.600 12
18	Manly Warringah Gym	T1	134.064	34.998 19	32.950 17T	31.066 20	35.050 9T





WAG National Clubs 2018 L8-10 Day 2

Page: 2
Printed: 10/7/2018 7:35:25 PM

Team Results L8 Day 2 BARS

Women / All Levels
Session: 1PI,2PI,3PI,4PI,5PI

Oct 7, 2018





Rank	Gym	Team	Score				
19	Waverley Gymnastics	RED	133.915	36.233 13	29.900 21	34.332 9	33.450 22
20	Tea Tree Gully Gym	T1	130.565	34.999 18	30.400 20	31.966 18T	33.200 24
21	Castle Hill RSL	T1	130.349	33.533 24	31.050 19	31.966 18T	33.800 19T
22	Kingborough GymSport	T1	125.415	33.199 26	29.350 22	28.866 23	34.000 16
23	Lawnton Academy Gym	T2	124.631	33.832 23	28.350 24	28.899 22	33.550 21
24	Move It Gymnastics	T1	119.232	33.233 25	27.250 25	27.799 24	30.950 25
25	Aerosport Allstars	T1	119.064	34.032 22	29.150 23	27.232 25	28.650 26
26	Sydney Gym Centre	T1	118.148	35.233 16	26.300 26	23.365 26	33.250 23

WAG National Clubs 2018 L8-10 Day 2

Team Results L10 Day 2 BARS

Women / 10
Session: 2PU,3PU,4PU,5PU

Oct 7, 2018





Rank	Gym	Team	Score				
1	Waverley Gymnastics	T1	160.082	40.733 1	42.733 1	38.250 2	38.366 3
2	MLC Gymnastics	T1	152.646	38.565 13	35.332 9	39.450 1	39.299 2
3	Delta Gym Brisbane	T1	152.530	39.900 7	35.865 6	37.200 6	39.565 1
4	360 Gymnastics	T1	152.514	38.966 11	37.866 2	38.150 3	37.532 6
5	Blackert Gymnastics	T1	151.498	40.432 3	35.833 7	37.600 4	37.633 5
6	MYC Gymnastics	T1	149.947	40.466 2	35.599 8	35.550 8	38.332 4
7	Allstar Gym Academy	T1	149.131	40.199 5	37.099 3	34.800 11	37.033 7
8	Premier Gymnastics	T1	148.697	40.200 4	35.932 5	37.300 5	35.265 12
9	Canberra City Gym	T1	147.897	40.132 6	36.666 4	35.400 9	35.699 10
10	Gold Coast Gym	T1	143.964	39.466 8	32.166 13	36.000 7	36.332 8
11	Shire Gymnastics	T1	141.798	38.933 12	32.632 11	34.300 12	35.933 9
12	Manly Warringah Gym	T1	139.929	39.198 10	34.465 10	33.400 15T	32.866 16
13	Infinity Gym Sports	T1	138.946	37.399 14	32.599 12	33.650 14	35.298 11
14	Flyaway Gymnastics	T1	137.114	36.899 16	29.699 16	35.350 10	35.166 13
15	Tea Tree Gully Gym	T1	133.864	39.332 9	26.766 17	33.400 15T	34.366 14
16	Jets Gymnastics	T1	133.698	35.799 17	31.566 14	34.000 13	32.333 17
17	Niddrie Gym Club	AQU	133.330	37.132 15	30.898 15	32.100 17	33.200 15
18	PLC Sydney	T1	123.097	35.599 18	24.233 18	31.700 18	31.565 18

WAG National Clubs 2018 L8-10 Day 2

Team Results L10 Day 2 BARS

Women / 10
Session: 2PU,3PU,4PU,5PU

Oct 7, 2018

Rank	Gym	Team	Score				
19	Niddrie Gym Club	WHI	109.082	32.000 19	21.966 19	27.450 19	27.666 19

WAG National Clubs 2018 L8-10 Day 2

Page: 1
Printed: 10/7/2018 7:34:46 PM

Event Results L10 BARS

Women / 10
Session: 2Pu,3Pu,4Pu,5Pu,6Pu

Oct 7, 2018

#1 = WAG National Clubs 2018 L8-10 Day 1: 100%

#2 = WAG National Clubs 2018 L8-10 Day 2: 100%



Place	Num	Name	Gym		#2	#1	Score
1	1628	Macy PEGOLI	Waverley Gymnastics	Fin:	14.600	14.866	29.466
				D:	5.700	5.700	
				E:	8.900	9.166	
				ND:			
2	1622	Caitlyn MONTGOMERY	Waverley Gymnastics	Fin:	14.533	13.166	27.699
				D:	5.300	5.200	
				E:	9.233	7.966	
				ND:			
3	1627	Ella WINDER	Waverley Gymnastics	Fin:	13.600	13.600	27.200
				D:	4.900	5.000	
				E:	8.700	8.600	
				ND:			
4	723	Felicity HAYWARD	360 Gymnastics	Fin:	13.366	12.733	26.099
				D:	4.400	4.500	
				E:	8.966	8.233	
				ND:			
5	781	Olivia DOHERTY	Allstar Gym Academy	Fin:	13.033	13.033	26.066
				D:	4.200	4.200	
				E:	8.833	8.833	
				ND:			
6	780	Grace PARKER	Allstar Gym Academy	Fin:	12.833	13.100	25.933
				D:	4.100	4.200	
				E:	8.733	8.900	
				ND:			
7	867	Zoe WEST	Canberra City Gym	Fin:	12.600	13.066	25.666
				D:	4.600	4.300	
				E:	8.000	8.766	
				ND:			
8	1626	Emily WEIR	Waverley Gymnastics	Fin:	12.633	12.766	25.399
				D:	3.700	3.700	
				E:	8.933	9.066	
				ND:			
9	720	Aymie HARTLAND	360 Gymnastics	Fin:	12.000	13.300	25.300
				D:	4.100	5.000	
				E:	7.900	8.300	
				ND:			
10	950	Jaymee DILLON	Delta Gym Brisbane	Fin:	11.400	13.633	25.033
				D:	4.200	4.600	
				E:	7.200	9.033	
				ND:			
11	722	Brigit MCMAHON	360 Gymnastics	Fin:	12.500	12.366	24.866
				D:	4.500	4.500	
				E:	8.000	7.866	
				ND:			
12	1426	Shannon NEATE	Premier Gymnastics	Fin:	12.466	12.366	24.832
				D:	3.600	3.100	
				E:	8.866	9.266	
				ND:			

WAG National Clubs 2018 L8-10 Day 2

Page: 2
Printed: 10/7/2018 7:34:46 PM

Event Results L10 BARS

Women / 10
Session: 2Pu,3Pu,4Pu,5Pu,6Pu

Oct 7, 2018

#1 = WAG National Clubs 2018 L8-10 Day 1: 100%

#2 = WAG National Clubs 2018 L8-10 Day 2: 100%



Place	Num	Name	Gym		#2	#1	Score
13	1251	Lauren PENGELLY	MLC Gymnastics	Fin:	11.833	12.866	24.699
				D:	5.100	4.300	
				E:	6.733	8.566	
				ND:			
14	949	Natasha HO	Delta Gym Brisbane	Fin:	12.266	12.400	24.666
				D:	3.800	3.800	
				E:	8.466	8.600	
				ND:			
15	1201	Antoinette THEUNISSEN	Manly Warringah Gym	Fin:	12.066	12.500	24.566
				D:	4.600	4.600	
				E:	7.466	7.900	
				ND:			
16	1131	Tiarna GREEN	Jets Gymnastics	Fin:	12.300	12.200	24.500
				D:	5.600	5.500	
				E:	6.700	6.700	
				ND:			
17	805	Deahna SIMOS	Australian Academy	Fin:	12.233	12.233	24.466
				D:	4.700	3.700	
				E:	7.533	8.533	
				ND:			
18	866	Michaela SMITH	Canberra City Gym	Fin:	12.633	11.766	24.399
				D:	3.800	3.500	
				E:	8.833	8.266	
				ND:			
19	1697	Rebecca RAINEY	Woden Valley Gym	Fin:	12.600	11.466	24.066
				D:	4.700	4.700	
				E:	7.900	6.766	
				ND:			
20	865	Mia MEDWAY	Canberra City Gym	Fin:	11.433	12.600	24.033
				D:	4.300	4.600	
				E:	7.133	8.000	
				ND:			
21	830	Edan SHORTEN	Blackert Gymnastics	Fin:	12.700	11.300	24.000
				D:	4.000	3.600	
				E:	8.700	7.700	
				ND:			
22	828	Jasmine FISCHBECK	Blackert Gymnastics	Fin:	11.200	12.666	23.866
				D:	2.800	4.100	
				E:	8.400	8.566	
				ND:			
23	956	Isabella MCDONNELL- BAUM	Delta Gym Brisbane	Fin:	11.500	12.300	23.800
				D:	3.700	4.300	
				E:	7.800	8.000	
				ND:			
24	1297	Ebony GOUGH	MYC Gymnastics	Fin:	11.866	11.933	23.799
				D:	3.700	4.100	
				E:	8.166	7.833	
				ND:			

WAG National Clubs 2018 L8-10 Day 2

Page: 3
Printed: 10/7/2018 7:34:46 PM

Event Results L10 BARS

Women / 10
Session: 2Pu,3Pu,4Pu,5Pu,6Pu

Oct 7, 2018

#1 = WAG National Clubs 2018 L8-10 Day 1: 100%

#2 = WAG National Clubs 2018 L8-10 Day 2: 100%



Place	Num	Name	Gym		#2	#1	Score
25	1253	Lisa-Nadine TAN	MLC Gymnastics	Fin:	12.033	11.666	23.699
				D:	3.100	3.700	
				E:	8.933	7.966	
				ND:			
26	1296	Hannah CLYNES	MYC Gymnastics	Fin:	11.700	11.866	23.566
				D:	3.100	3.300	
				E:	8.600	8.566	
				ND:			
27	1765	Claira LEE JOE	Gold Coast Gym	Fin:	11.266	12.200	23.466
				D:	3.700	3.500	
				E:	7.566	8.700	
				ND:			
28	1783	Isabel CARRASCO	Delta Gym Brisbane	Fin:	11.933	11.500	23.433
				D:	3.400	3.400	
				E:	8.533	8.100	
				ND:			
29	827	Chailend MALINOWSKI	Blackert Gymnastics	Fin:	11.166	12.266	23.432
				D:	3.500	4.000	
				E:	7.666	8.266	
				ND:			
30	1459	Melissa CHAMBERS	Shire Gymnastics	Fin:	11.866	11.533	23.399
				D:	3.900	3.800	
				E:	7.966	7.733	
				ND:			
31	829	Jorgie HILLS	Blackert Gymnastics	Fin:	11.933	11.433	23.366
				D:	2.600	2.600	
				E:	9.333	8.833	
				ND:			
32	955	Lucy WHITE	Delta Gym Brisbane	Fin:	11.666	11.666	23.332
				D:	4.200	3.700	
				E:	7.466	7.966	
				ND:			
33T	1108	Phoebe JAMES	Infinity Gym Sports	Fin:	11.633	11.566	23.199
				D:	3.400	3.000	
				E:	8.233	8.566	
				ND:			
33T	1624	Jessica ELAND	Waverley Gymnastics	Fin:	11.766	11.433	23.199
				D:	2.400	2.400	
				E:	9.366	9.033	
				ND:			
35	1428	Sophia CRISANTE	Premier Gymnastics	Fin:	11.533	11.633	23.166
				D:	3.700	3.700	
				E:	7.833	7.933	
				ND:			
36	1005	Kiralee BLYTHE	Eclipse Gymnastics	Fin:	11.600	11.400	23.000
				D:	2.600	2.500	
				E:	9.000	8.900	
				ND:			

WAG National Clubs 2018 L8-10 Day 2

Page: 4
Printed: 10/7/2018 7:34:46 PM

Event Results L10 BARS

Women / 10
Session: 2Pu,3Pu,4Pu,5Pu,6Pu

Oct 7, 2018

#1 = WAG National Clubs 2018 L8-10 Day 1: 100%

#2 = WAG National Clubs 2018 L8-10 Day 2: 100%



Place	Num	Name	Gym		#2	#1	Score
37	1092	Jacqueline PAN	Icon Gymsports	Fin:	10.933	12.033	22.966
				D:	2.900	3.500	
				E:	8.033	8.533	
				ND:			
38	1107	Kathryn RAMSAY	Infinity Gym Sports	Fin:	11.333	11.566	22.899
				D:	3.400	3.200	
				E:	7.933	8.366	
				ND:			
39T	1227	Amelia BASTIAN	Maroochy Beach Gym	Fin:	12.166	10.633	22.799
				D:	3.400	3.000	
				E:	8.766	7.633	
				ND:			
39T	778	Jemima LOVE	Allstar Gym Academy	Fin:	11.233	11.566	22.799
				D:	2.900	3.600	
				E:	8.333	7.966	
				ND:			
41	1293	Abigail GRIFFITHS	MYC Gymnastics	Fin:	12.033	10.700	22.733
				D:	4.000	3.800	
				E:	8.033	6.900	
				ND:			
42	1317	Matilda GAVAGHAN	Niddrie Gym Club	Fin:	11.066	11.500	22.566
				D:	2.700	2.700	
				E:	8.366	8.800	
				ND:			
43	1294	Ruby HONRADO	MYC Gymnastics	Fin:	11.533	10.833	22.366
				D:	2.700	3.300	
				E:	8.833	7.533	
				ND:			
44	1254	Harriet WINGROVE	MLC Gymnastics	Fin:	10.400	11.900	22.300
				D:	2.700	3.400	
				E:	7.700	8.500	
				ND:			
45	1295	Kianne WELLS	MYC Gymnastics	Fin:	11.100	10.933	22.033
				D:	2.700	2.700	
				E:	8.400	8.233	
				ND:			
46	1252	Giulia ARCHER	MLC Gymnastics	Fin:	11.466	10.333	21.799
				D:	4.300	4.600	
				E:	7.166	5.733	
				ND:			
47	831	Tahlie PARK	Blackert Gymnastics	Fin:	10.433	11.333	21.766
				D:	3.700	3.800	
				E:	6.733	7.533	
				ND:			
48	1202	Imogen BARNES	Manly Warringah Gym	Fin:	11.733	10.000	21.733
				D:	3.800	4.100	
				E:	7.933	5.900	
				ND:			

WAG National Clubs 2018 L8-10 Day 2

Page: 5
Printed: 10/7/2018 7:34:46 PM

Event Results L10 BARS

Women / 10
Session: 2Pu,3Pu,4Pu,5Pu,6Pu

Oct 7, 2018

#1 = WAG National Clubs 2018 L8-10 Day 1: 100%

#2 = WAG National Clubs 2018 L8-10 Day 2: 100%



Place	Num	Name	Gym		#2	#1	Score
49T	1041	Zoe ESPIE	Gold Coast Gym	Fin:	10.000	11.300	21.300
				D:	3.100	3.100	
				E:	6.900	8.200	
				ND:			
49T	1038	Courtney CREGTEN	Gold Coast Gym	Fin:	10.900	10.400	21.300
				D:	3.300	3.400	
				E:	7.600	7.000	
				ND:			
51	1429	Chloe MCGOVERN	Premier Gymnastics	Fin:	11.933	9.366	21.299
				D:	3.100	2.100	
				E:	8.833	7.266	
				ND:			
52	1011	Kate BICKERTON	Flyaway Gymnastics	Fin:	10.766	10.400	21.166
				D:	3.400	3.000	
				E:	7.366	7.400	
				ND:			
53	1464	Ashleigh FINN	Shire Gymnastics	Fin:	10.366	10.766	21.132
				D:	2.600	2.700	
				E:	7.766	8.066	
				ND:			
54	1200	Lara MCMICKING	Manly Warringah Gym	Fin:	10.666	10.300	20.966
				D:	3.800	3.800	
				E:	6.866	6.500	
				ND:			
55	161	Paris CONDIDORIO	Niddrie Gym Club	Fin:	10.966	9.933	20.899
				D:	2.600	1.500	
				E:	8.366	8.433	
				ND:			
56	948	Nicola LUM	Delta Gym Brisbane	Fin:	11.233	9.633	20.866
				D:	3.900	3.200	
				E:	7.333	6.433	
				ND:			
57	1623	Sophie HUNTER	Waverley Gymnastics	Fin:	9.733	11.100	20.833
				D:	3.500	3.200	
				E:	6.233	7.900	
				ND:			
58	1766	Chloe RAEY	Gold Coast Gym	Fin:	9.566	11.200	20.766
				D:	2.700	4.400	
				E:	6.866	6.800	
				ND:			
59	1110	Milly CRAIG	Infinity Gym Sports	Fin:	9.633	11.000	20.633
				D:	3.600	3.800	
				E:	6.033	7.200	
				ND:			
60	1462	Georgia JENKINS	Shire Gymnastics	Fin:	10.066	10.533	20.599
				D:	3.300	3.300	
				E:	6.766	7.233	
				ND:			

WAG National Clubs 2018 L8-10 Day 2

Page: 6
Printed: 10/7/2018 7:34:46 PM

Event Results L10 BARS

Women / 10
Session: 2Pu,3Pu,4Pu,5Pu,6Pu

Oct 7, 2018

#1 = WAG National Clubs 2018 L8-10 Day 1: 100%

#2 = WAG National Clubs 2018 L8-10 Day 2: 100%



Place	Num	Name	Gym		#2	#1	Score
61	863	Tahlia GEE	Canberra City Gym	Fin:	9.900	10.633	20.533
				D:	3.800	4.100	
				E:	6.100	6.533	
				ND:			
62	1590	Kendall KROOGLIK	Tea Tree Gully Gym	Fin:	9.033	11.166	20.199
				D:	3.100	3.900	
				E:	5.933	7.266	
				ND:			
63	1463	Emily EWINGS	Shire Gymnastics	Fin:	9.600	10.333	19.933
				D:	2.000	2.600	
				E:	7.600	7.733	
				ND:			
64	952	Casey WESSLING	Delta Gym Brisbane	Fin:	10.133	9.600	19.733
				D:	1.800	1.800	
				E:	8.333	7.800	
				ND:			
65	1662	Maya BROWN	Western Districts	Fin:	9.600	9.966	19.566
				D:	2.600	2.600	
				E:	7.000	7.366	
				ND:			
66	1130	Emily Jackson	Jets Gymnastics	Fin:	9.833	9.633	19.466
				D:	2.600	2.600	
				E:	7.233	7.033	
				ND:			
67	1012	Tahlia WINTER-WEIDNER	Flyaway Gymnastics	Fin:	9.033	10.366	19.399
				D:	2.300	2.200	
				E:	6.733	8.166	
				ND:			
68	1128	Olivia AYTON	Jets Gymnastics	Fin:	9.433	9.766	19.199
				D:	3.400	2.700	
				E:	6.033	7.066	
				ND:			
69	1409	Skye SMALLFIELD	PLC Sydney	Fin:	8.600	10.466	19.066
				D:	2.500	2.700	
				E:	6.100	7.766	
				ND:			
70	1318	Mikayla PLANT	Niddrie Gym Club	Fin:	8.866	10.166	19.032
				D:	0.800	1.900	
				E:	8.066	8.266	
				ND:			
71	1014	Eryn BEATTIE	Flyaway Gymnastics	Fin:	9.500	9.333	18.833
				D:	1.800	1.800	
				E:	7.700	7.533	
				ND:			
72	864	Claudia COLLINS	Canberra City Gym	Fin:	9.166	9.633	18.799
				D:	2.400	1.800	
				E:	6.766	7.833	
				ND:			

WAG National Clubs 2018 L8-10 Day 2

Page: 7
Printed: 10/7/2018 7:34:46 PM

Event Results L10 BARS

Women / 10
Session: 2Pu,3Pu,4Pu,5Pu,6Pu

Oct 7, 2018

#1 = WAG National Clubs 2018 L8-10 Day 1: 100%

#2 = WAG National Clubs 2018 L8-10 Day 2: 100%



Place	Num	Name	Gym		#2	#1	Score
73	1460	Ireland KEEP	Shire Gymnastics	Fin:	10.100	8.166	18.266
				D:	2.800	3.300	
				E:	7.300	4.866	
				ND:			
74T	1013	Georgia STEFANIAK	Flyaway Gymnastics	Fin:	9.433	8.700	18.133
				D:	2.000	1.900	
				E:	7.433	6.800	
				ND:			
74T	1461	Lauren BRISTOW	Shire Gymnastics	Fin:	10.400	7.733	18.133
				D:	2.700	1.900	
				E:	7.700	5.833	
				ND:			
76	1589	Emily SCUTTER	Tea Tree Gully Gym	Fin:	8.733	9.366	18.099
				D:	1.400	1.400	
				E:	7.333	7.966	
				ND:			
77	1592	Paige REEVES	Tea Tree Gully Gym	Fin:	9.000	8.966	17.966
				D:	0.700	0.700	
				E:	8.300	8.266	
				ND:			
78	1091	Georgie SHIPTON	Icon Gymsports	Fin:	8.733	9.033	17.766
				D:	2.000	2.100	
				E:	6.733	6.933	
				ND:			
79	1316	Jessica LLOYD	Niddrie Gym Club	Fin:	8.633	9.000	17.633
				D:	1.300	1.300	
				E:	7.333	7.700	
				ND:			
80	1109	Charlotte WRAY	Infinity Gym Sports	Fin:	8.033	9.266	17.299
				D:	0.600	1.200	
				E:	7.433	8.066	
				ND:			
81	1591	Kirstie LARSEN	Tea Tree Gully Gym	Fin:	8.433	8.600	17.033
				D:	0.500	0.500	
				E:	7.933	8.100	
				ND:			
82	1410	Zoe CRICK	PLC Sydney	Fin:	7.600	9.366	16.966
				D:	2.600	2.600	
				E:	5.000	6.766	
				ND:			
83	1319	Tess MOLEA	Niddrie Gym Club	Fin:	8.033	8.366	16.399
				D:	1.200	1.200	
				E:	6.833	7.166	
				ND:			
84	1320	Michaela MORRIS	Niddrie Gym Club	Fin:	7.333	8.366	15.699
				D:	0.400	0.600	
				E:	6.933	7.766	
				ND:			

WAG National Clubs 2018 L8-10 Day 2

Event Results L10 BARS

Women / 10
Session: 2Pu,3Pu,4Pu,5Pu,6Pu

Oct 7, 2018

#1 = WAG National Clubs 2018 L8-10 Day 1: 100%

#2 = WAG National Clubs 2018 L8-10 Day 2: 100%



Place	Num	Name	Gym		#2	#1	Score
85T	1411	Maia SHANNON	PLC Sydney	Fin:	8.033	6.933	14.966
				D:	0.600	0.600	
				E:	7.433	6.333	
				ND:			
85T	1413	Mia DUARTE	PLC Sydney	Fin:	7.066	7.900	14.966
				D:	1.400	2.000	
				E:	5.666	5.900	
				ND:			
87	1412	Lauren THOMAS	PLC Sydney	Fin:	7.500	6.833	14.333
				D:	0.600	0.600	
				E:	6.900	6.233	
				ND:			
88	1321	Holly WILLIAMSON	Niddrie Gym Club	Fin:	6.600	7.700	14.300
				D:	0.600	1.200	
				E:	6.000	6.500	
				ND:			
89	1298	Taya GOTT	MYC Gymnastics	Fin:	0.000	11.000	11.000
				D:	0.000	2.900	
				E:	0.000	8.100	
				ND:			
90T	1129	Adele BRAND	Jets Gymnastics	Fin:	0.000	0.000	0.000
				D:	0.000	0.000	
				E:	0.000	0.000	
				ND:			
90T	1427	Kirsten BURGER	Premier Gymnastics	Fin:	0.000	0.000	0.000
				D:	0.000	0.000	
				E:	0.000	0.000	
				ND:			