





# 2019 National Clubs Carnival Day 2

## Level 7 All Scores by Club Day 2

Women / 7  
Session: All

Sep 20-29, 2019





Num	Name	Team							AA
		#1	#2	#3					
<b><u>360 Gymnastics</u></b>									
755	Kelis DAVIES	T1			11.750	11.800	11.600	11.600	46.750
757	Sarah IRVING	T1			11.650	11.133	10.300	11.633	44.716
756	Ninka HILFSTEIN	T1			11.350	10.166	11.333	11.866	44.715
753	Zoe BERGHAN	T1			11.250	10.100	9.666	11.000	42.016
754	Isla BROWN	T1			11.150	11.333	___	10.800	33.283
<b><u>Active Gymnastics</u></b>									
765	Alexis MILNE	T1			11.100	10.450	11.750	11.900	45.200
763	Sibella FAZIO	T1			10.450	11.150	11.600	11.200	44.400
764	Charlotte KEMP	T1			11.250	9.550	11.200	11.566	43.566
766	Hina SAEGUSA	T1			11.150	9.250	11.650	11.433	43.483
<b><u>Aerodynamix Gym</u></b>									
783	Stella WHIFFIN	T1			11.250	9.300	10.050	10.633	41.233
778	Ellen BRADLEY	T1			11.100	9.800	10.450	9.266	40.616
781	Georgette RAINCZUK	T1			11.100	9.700	8.400	10.400	39.600
782	Abbie TRZCINSKI	T1			10.600	9.250	9.650	9.366	38.866
780	Angelina ORFANELLI	T1			10.750	8.050	9.450	10.566	38.816
<b><u>Australian Academy</u></b>									
795	Hannah KAZZI				11.050	10.050	10.250	10.300	41.650
796	Montana PANTANO				11.150	10.500	9.350	10.533	41.533
<b><u>Balance Gymnastics</u></b>									
806	Olivia DELZOPPO	T1			11.400	11.800	12.200	11.900	47.300
805	Niamh COFFEY	T1			11.100	10.566	12.100	12.000	45.766
808	Jessica WADE	T1			11.500	11.200	10.966	11.066	44.732
807	Sara HOGAN	T1			11.500	9.866	10.200	11.933	43.499
803	Ella ATKINSON	T1			11.300	___	10.966	11.033	33.299
804	Claire BRIEN	T1			___	___	___	10.333	10.333
<b><u>Barron Valley Gym</u></b>									
826	Tali HOYE	T1			12.100	10.433	9.433	11.766	43.732
824	Lilly EVEANS	T1			11.600	10.000	9.600	11.133	42.333
825	Lilimay GAUDION	T1			11.200	8.700	9.433	10.466	39.799
823	Charlotte BELLWOOD	T1			11.350	0.000	9.933	10.466	31.749
<b><u>BTYC Gymnastics</u></b>									
845	Sienna FORREST	T1			11.300	9.950	10.800	11.900	43.950
846	Ashley SPOWART	T1			11.300	10.250	9.700	11.900	43.150
844	Amber CHAFFER	T1			11.250	8.350	9.300	10.100	39.000

# 2019 National Clubs Carnival Day 2

## Level 7 All Scores by Club Day 2

Women / 7  
Session: All

Sep 20-29, 2019





Num	Name	Team							AA
		#1	#2	#3					
<b><u>Bunnerong Gym</u></b>									
875	Tong Tong SHIELDS	T1			11.200	11.200	12.100	11.233	45.733
872	Mavie NGAPOULA	T1			11.400	10.750	10.950	10.966	44.066
871	Ada MRVIC	T1			12.000	10.200	11.200	10.600	44.000
866	Zoe GALEA	T2			11.600	9.800	11.350	10.600	43.350
868	Lilli MICALI	T2			11.550	10.000	11.400	10.400	43.350
867	Gemma GUTHRIE	T2			11.500	9.000	9.900	11.433	41.833
870	Jasna MRVIC	T1			11.400	10.050	8.900	11.400	41.750
874	Emma SCHILDKRAUT	T2			11.050	8.300	11.200	9.666	40.216
876	Jessica SMYTH	T2			10.350	8.750	10.750	9.833	39.683
869	Alice MIRANDA	T2			10.650	8.500	10.450	9.900	39.500
865	Olivia ARISTIDES	T1			—	—	9.750	11.166	20.916
<b><u>Canberra City Gym</u></b>									
900	Mia KELLY	T1			11.900	12.166	11.800	12.600	48.466
901	Cara LEACH	T1			12.150	11.533	11.800	12.366	47.849
902	Sophie TONKIN	T1			11.150	10.666	10.133	11.733	43.682
899	Mellae FABER	T1			11.200	9.033	8.933	12.066	41.232
<b><u>Carmel &amp; Co</u></b>									
908	Amelia GERAGHTY	T1			11.700	9.700	12.300	11.833	45.533
909	Tahlia GRIFFITHS	T1			10.850	10.950	12.200	11.133	45.133
910	Zaniah HOURIGAN CARRERA	T1			11.300	9.750	11.100	11.433	43.583
911	Shilah MEDAROVSKI	T1			11.350	9.600	10.200	11.166	42.316
907	Ruby EDWARDS	T1			10.700	7.750	11.900	11.200	41.550
912	Skye TIERNAN	T1			10.550	9.300	10.150	—	30.000
<b><u>Central West Gym</u></b>									
921	Aimee NICHOLLS	T1			11.450	9.400	11.350	11.166	43.366
923	Tianah WINDIATE	T1			11.500	10.450	10.250	11.166	43.366
922	Bella SLATTERY	T1			11.350	10.450	10.750	10.600	43.150
920	Rosie CORCORAN	T1			11.300	9.400	11.300	10.866	42.866
919	Sienna ADAMS	T1			11.150	9.600	10.350	11.166	42.266
<b><u>Chamford Gymnastics</u></b>									
932	Erin SEWARD	T1			11.300	10.400	10.650	11.000	43.350
931	Isabella PERRY	T1			10.900	9.800	10.750	10.633	42.083
934	Alex TANG	T1			11.650	10.350	9.150	10.866	42.016
930	Isabelle KOHINGA	T1			11.300	9.800	9.000	11.433	41.533
933	Anastasia STASINOS	T1			11.750	10.000	0.000	12.000	33.750

# 2019 National Clubs Carnival Day 2

## Level 7 All Scores by Club Day 2

Women / 7  
Session: All

Sep 20-29, 2019





Num	Name	Team							AA
		#1	#2	#3					
<b><u>Cheltenham Youth</u></b>									
954	Abbey QUANTRELLE	T1		11.350	12.033	11.600	12.000	46.983	
952	Tara ASH	T1		10.950	10.633	12.133	11.266	44.982	
955	Sienna SAMA	T1		11.900	9.800	9.766	11.333	42.799	
951	Grace ASH	T1		11.350	11.666	7.066	11.200	41.282	
953	Indiana-Rose MAY-CAMPBELL	T1		10.500	10.200	8.266	10.733	39.699	
<b><u>Coffs Coast Gym</u></b>									
980	Shekinah PHIPPS	T1		12.050	10.733	11.533	11.566	45.882	
979	Hayley LITTLE	T1		11.400	10.900	11.933	11.300	45.533	
981	Moiya ROSER-CLARK	T1		10.050	11.466	10.866	11.833	44.215	
977	Maggie ELDER	T1		11.350	9.633	10.866	11.533	43.382	
978	Tabitha FOLLETT	T1		11.200	10.700	9.300	11.900	43.100	
<b><u>Contemporary Gym</u></b>									
987	Andeca COOROOPDASS	T1		10.600	9.050	9.900	10.866	40.416	
990	Mia WARD	T1		10.650	8.100	10.000	10.200	38.950	
989	Laura VASQUEZ	T1		10.750	9.050	8.700	9.566	38.066	
991	Sophie WILLIAMS	T1		10.100	7.800	8.400	9.900	36.200	
988	Nancy HUNT	T1		10.550	6.650	8.400	10.000	35.600	
<b><u>Delta Gym Brisbane</u></b>									
1021	Madison JONES	T1		12.050	12.300	11.966	12.766	49.082	
1019	Miller ENDERS	T1		12.100	12.000	12.166	12.400	48.666	
1017	Zoe ANDERSEN	T1		12.150	11.933	12.333	12.133	48.549	
1022	Gabrielle O'BOYLE	T1		11.950	11.733	12.500	12.200	48.383	
1023	Adison WILKIN	T1		12.200	11.200	11.400	12.366	47.166	
1024	Sarah STEPHENSON	T1		12.100	___	11.900	12.033	36.033	
<b><u>Dynamic Gymnastics</u></b>									
1043	Lara PARIS-HEWITT	T1		11.500	11.350	12.050	11.066	45.966	
1038	Lara HARSANYI	T1		11.500	11.300	11.100	11.233	45.133	
1044	Mya SAUMI	T1		10.950	10.600	10.900	11.033	43.483	
1042	Madison NGUYEN	T2		11.250	9.750	10.950	11.066	43.016	
1039	Lucena LAROSA	T1		10.650	9.750	11.100	10.566	42.066	
1040	Maelie LAROSA	T1		10.450	9.650	11.350	10.600	42.050	
1041	Mackenzie MILLER	T2		11.300	9.550	9.850	10.900	41.600	
1045	Anela SUICA	T2		11.400	9.450	9.350	10.766	40.966	
<b><u>Eastern Gymnastics</u></b>									
1064	Taryn BELLELI	T1		11.400	11.350	11.900	10.766	45.416	
1063	Lea AVDISHOV	T1		11.350	11.600	11.500	10.900	45.350	
1068	Annalise TRUPKE	T1		11.100	10.100	10.950	10.800	42.950	

# 2019 National Clubs Carnival Day 2

## Level 7 All Scores by Club Day 2

Women / 7  
Session: All

Sep 20-29, 2019





Num	Name	Team							AA
		#1	#2	#3					
<b><u>Eastern Gymnastics</u></b> continued...									
1066	Olivia JOHNS	T1		11.450	8.500	10.650	10.633	41.233	
1067	Anouk SMITH	T1		11.200	8.850	10.150	10.233	40.433	
<b><u>Flyaway Gymnastics</u></b>									
1101	Rose FISHER	T1		11.400	10.350	11.650	11.566	44.966	
1100	Sara BUTKO	T1		11.550	10.150	11.300	11.566	44.566	
1099	Ella BOUNADER	T1		11.350	8.450	11.900	8.666	40.366	
<b><u>Geelong YMCA</u></b>									
1118	Natalie PIANTO	T1		11.950	11.866	12.400	12.066	48.282	
1117	Lilly GLANCE	T1		11.850	11.266	11.200	12.400	46.716	
1119	Mary ROLFE	T1		11.800	11.466	10.733	11.766	45.765	
1116	Emily CRAWFORD	T1		10.900	9.766	9.966	11.100	41.732	
<b><u>Gold Coast Gym</u></b>									
1152	Kassia BROWN	T1		11.350	12.866	12.333	11.333	47.882	
1154	Tahlia HURFORD	T1		11.800	11.100	12.000	11.466	46.366	
1153	Sienna HEPBURN	T1		11.550	10.566	10.433	11.800	44.349	
<b><u>Infinity Gym Sports</u></b>									
1227	Alisa CROTTY	T1		11.350	11.050	10.550	11.366	44.316	
1230	Emma DINCA	T2		10.900	10.300	11.550	11.433	44.183	
1232	Bella ISENEGGER	T2		10.900	10.100	11.600	11.400	44.000	
1228	Ilaria CROWLEY	T1		10.850	10.200	11.300	10.933	43.283	
1226	Bronte APPLEYARD	T1		10.350	9.950	11.400	11.266	42.966	
1234	Aggy SYKES	T1		10.550	10.300	11.350	10.666	42.866	
1229	Charlotte DENNEY	T2		11.450	7.800	11.400	11.133	41.783	
1233	Helena STAMATOPOULOS	T2		10.750	9.550	11.300	9.966	41.566	
<b><u>Kingborough GymSport</u></b>									
1266	Charlotte BOUWMEESTER-WEDD	T1		11.650	10.200	11.500	11.133	44.483	
1267	Zoe BROWN	T1		10.750	8.250	10.650	10.566	40.216	
1268	Amelia (Milly) LANG	T1		10.700	9.300	8.900	10.666	39.566	
<b><u>Koorana Gymnastics</u></b>									
1276	Phillipa ALKER	T1		11.550	10.700	11.550	11.366	45.166	
1281	Breanna TREHEARNE	T1		11.400	10.800	10.000	12.433	44.633	
1277	Gracie HRYNISZAK	T1		11.000	9.700	10.900	11.100	42.700	
1278	Ella LOY	T1		11.900	9.500	10.100	11.066	42.566	
1279	Hinako OTSUKA	T1		11.800	8.600	10.000	10.333	40.733	
1280	Madeleine PLOWMAN	T1		10.900	7.550	10.250	10.633	39.333	

# 2019 National Clubs Carnival Day 2

## Level 7 All Scores by Club Day 2

Women / 7  
Session: All

Sep 20-29, 2019





Num	Name	Team							AA
		#1	#2	#3					
<b><u>Lawnton Academy Gym</u></b>									
1296	Rhiannon SMITH	T1			11.900	11.766	11.566	12.166	47.398
1293	Layla BAIRD	T1			10.850	11.633	11.833	11.233	45.549
1294	Amelia CAREY	T1			11.850	9.466	10.966	12.066	44.348
1295	Hannah EIBY	T1			11.100	9.466	11.666	11.733	43.965
1297	Iona TAYLOR	T1			11.550	___	10.366	12.133	34.049
<b><u>Manly Warringah Gym</u></b>									
1325	Louella MOUJALLI	T1			11.600	12.533	12.300	12.133	48.566
1324	Emma MORRIS	T1			11.600	11.866	11.866	12.066	47.398
1323	Lukina LU	T1			11.350	10.500	12.133	12.366	46.349
1329	India WOOD	T1			11.600	9.900	12.500	12.300	46.300
1318	Millie AXFORD	T2			11.200	11.633	11.766	11.066	45.665
1321	Jahla FRAZER	T1			11.450	12.133	10.766	11.300	45.649
1328	Mikayla WINNING	T2			11.300	10.333	11.366	11.466	44.465
1319	Charlotte BARRETT	T1			11.700	10.133	11.566	11.033	44.432
1326	Alexis PROCTOR	T2			11.050	10.533	10.766	11.500	43.849
1322	Amberley HAWKER	T2			11.350	9.500	10.466	11.000	42.316
1327	Mia SHIPLEY	T2			10.900	9.733	9.766	11.266	41.665
1320	Ilaria BIORDI	T2			___	8.800	11.066	11.400	31.266
<b><u>Mareeba Gymnastics</u></b>									
1340	Brydie GENGE	T1			11.350	9.750	9.650	11.100	41.850
1339	Coco GAMBINO	T1			11.450	9.800	8.450	9.766	39.466
1338	Kaitlin CARUSI	T1			11.100	7.700	8.800	10.566	38.166
<b><u>MLC Gymnastics</u></b>									
1386	Kayleigh YAP	T1			11.000	10.566	12.666	12.433	46.665
1384	Lulu SPINKS	T1			11.250	11.266	11.966	12.000	46.482
1381	Mia DANIELS	T1			11.550	10.466	12.066	11.366	45.448
1383	Lara SJOBLUM	T1			11.700	10.366	11.533	11.566	45.165
1382	Imogen GRANT	T1			11.300	11.000	10.733	12.066	45.099
1385	Alanna TURNER	T1			11.800	10.733	11.100	10.966	44.599
<b><u>North Coast Gym</u></b>									
1400	Lotti COPPOLA				11.700	6.700	9.900	10.566	38.866
<b><u>PLC Sydney</u></b>									
1462	Emily CHRONIS	T1			11.500	11.050	10.750	10.766	44.066
1465	Mia JOHNSON	T1			11.250	9.300	10.650	10.300	41.500
1467	Claudia PICKETT	T1			11.300	9.500	9.500	10.066	40.366
1466	Zoe LEO-WILSON	T1			10.550	8.450	9.950	10.266	39.216
1463	Angelina FOLEY				___	___	___	___	___

# 2019 National Clubs Carnival Day 2

## Level 7 All Scores by Club Day 2

Women / 7  
Session: All

Sep 20-29, 2019





Num	Name	Team							AA
		#1	#2	#3					
<b><u>Premier Gymnastics</u></b>									
1507	Ruby WALKER	T1			12.200	12.333	12.100	12.133	48.766
1500	Lilly CAUNTER	T1			11.800	12.200	12.266	12.466	48.732
1508	Keeley WILSON	T1			11.700	12.533	10.633	12.566	47.432
1499	Charlie BANKS	T1			11.900	12.000	11.566	11.866	47.332
1502	Mila HENDRA	T2			11.400	10.800	11.900	12.100	46.200
1503	Tayla LOURENS	T2			11.400	10.200	11.750	11.233	44.583
1506	Abby MILNER	T2			11.650	9.400	10.400	11.133	42.583
1501	Kirra HAMER	T2			11.000	9.350	10.900	___	31.250
1498	Taylor ANTEL	T1			11.850	12.133	___	___	23.983
<b><u>Pulse Gymnastics</u></b>									
1530	Holly BROWN	T1			11.250	9.500	10.800	10.766	42.316
1535	Olivia RIZZO	T1			10.900	9.150	10.750	11.200	42.000
1536	Sienna SCICLUNA	T1			11.600	10.150	8.250	10.633	40.633
1814	Alannah MCERLAIN	T2			11.050	9.800	9.750	9.700	40.300
1534	Khiana GIULIANO	T1			11.200	8.600	9.000	10.666	39.466
1531	Stephanie CAMACHO	T2			10.650	9.250	9.850	9.033	38.783
1537	Ella SUTHERLAND	T2			10.850	8.800	8.600	8.833	37.083
1532	Abigail CATTELL	T1			___	9.500	9.600	10.066	29.166
1533	Jacinta CUNSOLO	T2			___	___	8.050	___	8.050
<b><u>Pymble Ladies</u></b>									
1554	Stella ROBERTSON	T1			11.800	11.800	12.033	12.000	47.633
1553	Sabrina MULHEARN	T1			10.800	11.566	11.166	11.200	44.732
1551	Amali HILTON	T1			11.350	10.200	11.066	11.433	44.049
1550	Lucy CLARK	T1			11.300	10.600	10.933	11.133	43.966
1552	Kate MARSHALL	T1			10.900	8.866	7.366	8.666	35.798
<b><u>Robertson Gymnastics</u></b>									
1559	Hannah SHIN	T1			11.550	10.200	11.700	12.500	45.950
1557	Megan HAMPSON	T1			11.600	10.250	11.550	10.900	44.300
1558	Alana JURIC	T1			11.650	9.250	9.050	10.500	40.450
1561	Ella TINO	T1			10.900	9.450	9.000	11.033	40.383
1560	Jing Suen SIA	T1			10.950	9.250	10.150	9.300	39.650
<b><u>Southern Canberra</u></b>									
1592	Genevieve PASSLOW	T1			11.300	11.100	11.966	11.333	45.699
1589	Maia ERGARAC	T1			11.600	9.700	11.133	12.000	44.433
1591	Alyssa IMBRIANO	T1			11.450	9.833	8.633	10.200	40.116
1590	Amelie HALL	T1			10.800	9.100	8.666	10.733	39.299

# 2019 National Clubs Carnival Day 2

## Level 7 All Scores by Club Day 2

Women / 7  
Session: All

Sep 20-29, 2019





Num	Name	Team							AA
		#1	#2	#3					
<b><u>Southport Gymnastics</u></b>									
1616	Kaia PASCOE	T1			11.900	11.833	10.766	11.200	45.699
1020	Miele HERRERA	T1			11.500	10.266	11.633	12.066	45.465
1618	Isabella ZANETTE	T1			12.050	10.700	11.966	10.433	45.149
1614	Luar BURT	T1			11.600	9.866	11.533	11.133	44.132
1617	Kate PETERSON	T1			11.450	___	11.666	11.700	34.816
1615	Lucy KEAG	T1			___	8.600	10.000	11.566	30.166
<b><u>Splitz Gym</u></b>									
1645	Isla WILLIAMS	T1			12.050	11.700	10.900	11.266	45.916
1644	Caitlin TOWNER	T1			11.500	10.750	10.400	11.433	44.083
1643	Natalie KATAFIASZ	T1			11.750	9.750	9.550	10.466	41.516
1641	Sydney DEBNAM	T1			11.700	9.050	11.450	___	32.200
<b><u>Sydney Gym Centre</u></b>									
1671	Aleisha TRAN	T1			11.200	11.333	12.533	10.966	46.032
1675	Faith WU	T1			11.700	10.400	11.466	12.000	45.566
1672	Bonnie-May WHEELER	T1			11.750	10.966	10.433	11.666	44.815
1674	Isabella WU	T1			10.950	10.766	11.466	11.000	44.182
1670	Jade O'CONNOR	T1			11.150	10.000	11.300	11.200	43.650
1673	Ellie WHITICKER	T1			11.500	9.633	10.966	10.533	42.632
<b><u>Sydney Olympic Park</u></b>									
1685	Annabel HARTMAN	T1			11.150	8.450	10.900	11.633	42.133
1686	Mina JU	T1			11.050	8.800	10.850	11.100	41.800
1684	Lucy FINCH	T1			11.100	9.900	10.050	9.133	40.183
1683	Le CHEN	T1			11.500	7.150	9.650	10.266	38.566
<b><u>Territory Gymnastics</u></b>									
1704	Sabina DALZELL	T1			11.500	9.050	10.650	11.900	43.100
1706	Honey MILLER	T1			10.750	9.000	11.450	11.500	42.700
1705	Alysa HO	T1			11.000	9.550	10.600	10.433	41.583
<b><u>Waverley Gymnastics</u></b>									
1742	Leandra LEWIN	T1			11.150	11.300	10.850	10.800	44.100
1741	Chloe KOUSIS	T1			11.000	11.100	10.800	10.800	43.700
1738	Maddison BROWN	T1			11.350	10.050	10.050	9.466	40.916
<b><u>Western Districts</u></b>									
1769	Sophia HENDERSON	T1			11.600	11.850	11.150	11.833	46.433
1764	Abbey CARTER	T1			10.900	10.100	10.300	11.466	42.766
1773	Emma SLATTER	T1			10.800	9.800	11.200	10.966	42.766
1765	Keira CLARK	T1			11.250	8.650	11.350	11.300	42.550

# 2019 National Clubs Carnival Day 2

## Level 7 All Scores by Club Day 2

Women / 7  
Session: All

Sep 20-29, 2019

Num	Name	Team							AA
		#1	#2	#3					
<b>Western Districts</b> continued...									
1768	Portia GRIFFITHS	T1			11.050	9.850	10.250	10.866	42.016
1771	Jasmine MURRAY	T2			11.200	11.000	8.400	11.300	41.900
1770	Ginger MCKEDDIE	T1			11.550	8.350	11.200	10.566	41.666
1766	Sacha EDDY	T2			10.800	9.750	10.450	10.366	41.366
1772	Talita SLACK	T2			10.750	9.300	10.400	10.400	40.850
1767	Stephanie GERBER	T2			11.100	9.750	9.750	9.233	39.833
1763	Polly BLAKE	T2			10.700	9.500	9.100	10.233	39.533
<b>Woden Valley Gym</b>									
1788	Claire FARRELL	T1			11.200	10.650	12.300	12.166	46.316
1789	Alice FISK	T1			11.550	9.400	12.450	12.400	45.800
1792	Lillian KELLY	T1			11.350	9.050	11.000	11.000	42.400
1791	Emmanuelle HOSKIN	T1			10.950	9.500	10.600	10.833	41.883
1790	Charlotte HILLSDON	T1			10.900	7.200	11.450	11.500	41.050
<b>Y West Gym Club</b>									
1804	Hayley MCINNES	T1			11.600	11.100	11.500	12.333	46.533
1803	Lilly MCGUIRE	T1			10.900	9.300	11.800	11.466	43.466
1802	Sophie HENNESSY	T1			11.100	9.400	10.000	12.233	42.733