

2019 National Clubs Carnival





Meet Results Level 7 All

Session: 1HD,1SD,1SF,2HD,2SD,2SF,3HD,3SD,3SF,4HD,4SD,4SF

Women / 7

Sep 20-29, 2019

Judge's Signatures

Num	Name	Gym					AA
1500	Lilly CAUNTER	Premier Gymnastics	12.000	12.400	12.333	12.000	48.733
1554	Stella ROBERTSON	Pymble Ladies	11.666	12.266	12.300	12.333	48.565
1021	Madison JONES	Delta Gym Brisbane	11.700	12.100	12.050	12.500	48.350
1152	Kassia BROWN	Gold Coast Gym	11.733	12.433	12.200	11.533	47.899
1507	Ruby WALKER	Premier Gymnastics	12.200	11.650	12.033	12.000	47.883
1508	Keeley WILSON	Premier Gymnastics	11.500	12.500	11.566	12.300	47.866
1325	Louella MOUJALLI	Manly Warringah Gym	11.400	12.000	12.266	12.050	47.716
900	Mia KELLY	Canberra City Gym	11.800	12.250	11.433	12.050	47.533
1329	India WOOD	Manly Warringah Gym	11.800	11.250	12.400	11.950	47.400
901	Cara LEACH	Canberra City Gym	11.750	11.900	11.400	12.300	47.350
1017	Zoe ANDERSEN	Delta Gym Brisbane	11.833	10.800	12.100	12.433	47.166
1324	Emma MORRIS	Manly Warringah Gym	11.650	11.600	11.933	11.900	47.083
1499	Charlie BANKS	Premier Gymnastics	12.000	11.850	11.566	11.550	46.966
826	Tali HOYE	Barron Valley Gym	12.400	10.733	11.800	12.000	46.933
1118	Natalie PIANTO	Geelong YMCA	11.500	11.200	12.050	12.133	46.883
845	Sienna FORREST	BTYC Gymnastics	11.400	11.050	12.033	12.300	46.783
1559	Hannah SHIN	Robertson Gymnastics	11.500	11.450	11.566	12.250	46.766
1019	Miller ENDERS	Delta Gym Brisbane	11.733	10.800	11.800	12.366	46.699
806	Olivia DELZOPPO	Balance Gymnastics	11.666	11.666	11.800	11.566	46.698
1023	Adison WILKIN	Delta Gym Brisbane	11.866	11.666	10.850	12.300	46.682
1502	Mila HENDRA	Premier Gymnastics	11.600	11.150	11.800	11.900	46.450
755	Kelis DAVIES	360 Gymnastics	11.750	11.750	11.433	11.450	46.383
1020	Miele HERRERA	Southport Gymnastics	11.966	10.733	11.900	11.766	46.365
1804	Hayley MCINNES	Y West Gym Club	11.800	10.800	11.400	12.300	46.300
1043	Lara PARIS-HEWITT	Dynamic Gymnastics	11.900	10.966	11.850	11.566	46.282





2019 National Clubs Carnival

Meet Results Level 7 All

Women / 7

Sep 20-29, 2019

Session: 1HD,1SD,1SF,2HD,2SD,2SF,3HD,3SD,3SF,4HD,4SD,4SF

Num	Name	Gym					AA
1671	Aleisha TRAN	Sydney Gym Centre	11.200	10.700	12.466	11.900	46.266
1789	Alice FISK	Woden Valley Gym	11.733	10.133	11.850	12.400	46.116
981	Mojja ROSER-CLARK	Coffs Coast Gym	11.450	11.166	11.900	11.600	46.116
1616	Kaia PASCOE	Southport Gymnastics	11.866	11.400	11.550	11.133	45.949
1589	Maia ERGARAC	Southern Canberra	12.000	9.433	12.300	12.100	45.833
1384	Lulu SPINKS	MLC Gymnastics	11.250	10.400	12.333	11.850	45.833
1382	Imogen GRANT	MLC Gymnastics	11.550	11.100	10.833	12.300	45.783
1675	Faith WU	Sydney Gym Centre	11.800	10.900	11.466	11.600	45.766
1038	Lara HARSANYI	Dynamic Gymnastics	11.533	11.400	11.100	11.733	45.766
908	Amelia GERAGHTY	Carmel & Co	11.600	10.450	12.200	11.500	45.750
954	Abbey QUANTRELLE	Cheltenham Youth	11.733	11.433	11.900	10.666	45.732
1503	Tayla LOURENS	Premier Gymnastics	11.333	10.866	12.300	11.233	45.732
951	Grace ASH	Cheltenham Youth	11.666	11.733	11.300	10.966	45.665
765	Alexis MILNE	Active Gymnastics	11.600	10.500	11.466	12.050	45.616
1117	Lilly GLANCE	Geelong YMCA	11.700	11.000	11.200	11.700	45.600
1386	Kayleigh YAP	MLC Gymnastics	11.250	9.450	12.500	12.300	45.500
1119	Mary ROLFE	Geelong YMCA	11.800	11.266	10.950	11.466	45.482
1385	Alanna TURNER	MLC Gymnastics	11.700	11.200	10.900	11.600	45.400
1293	Layla BAIRD	Lawnton Academy Gym	11.000	11.900	11.300	11.200	45.400
1769	Sophia HENDERSON	Western Districts	11.800	10.750	11.266	11.550	45.366
978	Tabitha FOLLETT	Coffs Coast Gym	11.200	11.200	11.350	11.500	45.250
1328	Mikayla WINNING	Manly Warringah Gym	11.600	10.666	11.750	11.233	45.249
1383	Lara SJOBLUM	MLC Gymnastics	11.450	10.450	11.733	11.600	45.233
1296	Rhiannon SMITH	Lawnton Academy Gym	11.300	10.900	10.650	12.333	45.183
1672	Bonnie-May WHEELER	Sydney Gym Centre	11.900	10.350	11.066	11.800	45.116





2019 National Clubs Carnival

Meet Results Level 7 All

Women / 7

Sep 20-29, 2019

Session: 1HD,1SD,1SF,2HD,2SD,2SF,3HD,3SD,3SF,4HD,4SD,4SF

Num	Name	Gym					AA
1266	Charlotte	BOUWMEESTER- Kingborough GymSport	11.300	10.550	11.400	11.800	45.050
1553	Sabrina	MULHEARN Pymble Ladies	11.500	11.433	11.300	10.800	45.033
1154	Tahlia	HURFORD Gold Coast Gym	11.766	9.733	11.750	11.700	44.949
1294	Amelia	CAREY Lawnton Academy Gym	11.750	10.833	10.600	11.700	44.883
804	Claire	BRIEN Balance Gymnastics	11.500	11.600	10.750	11.033	44.883
757	Sarah	IRVING 360 Gymnastics	11.400	10.250	11.666	11.450	44.766
1788	Claire	FARRELL Woden Valley Gym	11.433	11.433	9.950	11.933	44.749
875	Tong Tong	SHIELDS Bunnerong Gym	11.600	10.900	11.200	11.033	44.733
1381	Mia	DANIELS MLC Gymnastics	11.500	10.700	11.166	11.350	44.716
808	Jessica	WADE Balance Gymnastics	11.833	10.700	10.700	11.466	44.699
756	Ninka	HILFSTEIN 360 Gymnastics	11.450	10.100	11.433	11.700	44.683
1803	Lilly	MCGUIRE Y West Gym Club	11.250	10.750	11.166	11.500	44.666
1618	Isabella	ZANETTE Southport Gymnastics	11.866	10.466	11.150	11.133	44.615
1101	Rose	FISHER Flyaway Gymnastics	11.100	10.250	11.600	11.650	44.600
1295	Hannah	EIBY Lawnton Academy Gym	11.350	10.033	11.150	12.033	44.566
977	Maggie	ELDER Coffs Coast Gym	11.400	10.100	11.650	11.400	44.550
1644	Caitlin	TOWNER Splitz Gym	11.350	11.050	10.766	11.350	44.516
1557	Megan	HAMPSON Robertson Gymnastics	11.400	10.400	10.600	12.100	44.500
980	Shekinah	PHIPPS Coffs Coast Gym	12.050	10.700	10.250	11.433	44.433
1268	Amelia (Milly)	LANG Kingborough GymSport	11.000	11.550	10.433	11.450	44.433
1670	Jade	O'CONNOR Sydney Gym Centre	11.550	10.600	10.866	11.400	44.416
1276	Phillipa	ALKER Koorana Gymnastics	11.650	11.300	9.733	11.700	44.383
1738	Maddison	BROWN Waverley Gymnastics	11.800	10.333	11.050	11.100	44.283
805	Niamh	COFFEY Balance Gymnastics	11.333	10.800	10.450	11.700	44.283
1321	Jahla	FRAZER Manly Warringah Gym	11.450	10.700	11.133	11.000	44.283





2019 National Clubs Carnival

Meet Results Level 7 All

Women / 7

Sep 20-29, 2019

Session: 1HD,1SD,1SF,2HD,2SD,2SF,3HD,3SD,3SF,4HD,4SD,4SF

Num	Name	Gym					AA
1742	Leandra LEWIN	Waverley Gymnastics	11.933	11.333	9.950	11.066	44.282
1227	Alisa CROTTY	Infinity Gym Sports	11.866	10.766	10.750	10.866	44.248
1022	Gabrielle O'BOYLE	Delta Gym Brisbane	11.700	10.800	9.400	12.300	44.200
1319	Charlotte BARRETT	Manly Warringah Gym	11.300	10.050	11.633	11.200	44.183
766	Hina SAEGUSA	Active Gymnastics	11.150	9.850	11.100	12.050	44.150
1326	Alexis PROCTOR	Manly Warringah Gym	11.200	10.033	11.150	11.766	44.149
824	Lilly EVEANS	Barron Valley Gym	11.750	9.966	10.550	11.866	44.132
1153	Sienna HEPBURN	Gold Coast Gym	11.866	9.600	11.100	11.533	44.099
979	Hayley LITTLE	Coffs Coast Gym	11.650	10.766	10.950	10.733	44.099
1673	Ellie WHITICKER	Sydney Gym Centre	11.600	9.900	11.000	11.500	44.000
764	Charlotte KEMP	Active Gymnastics	11.600	9.300	11.333	11.750	43.983
934	Alex TANG	Chamford Gymnastics	11.300	11.466	10.550	10.600	43.916
872	Mavie NGAPOULA	Bunnerong Gym	11.400	9.933	11.150	11.400	43.883
1645	Isla WILLIAMS	Splitz Gym	12.250	10.200	10.466	10.950	43.866
909	Tahlia GRIFFITHS	Carmel & Co	11.050	10.250	11.366	11.200	43.866
1551	Amali HILTON	Pymble Ladies	11.633	9.400	11.150	11.666	43.849
1614	Luar BURT	Southport Gymnastics	11.933	10.066	10.750	11.000	43.749
910	Zaniah HOURIGAN CARRER	Carmel & Co	11.450	9.850	11.100	11.300	43.700
1320	Ilaria BIORDI	Manly Warringah Gym	11.050	9.233	11.500	11.900	43.683
1462	Emily CHRONIS	PLC Sydney	11.400	10.850	10.200	11.150	43.600
763	Sibella FAZIO	Active Gymnastics	11.150	10.650	11.000	10.800	43.600
844	Amber CHAFFER	BTYC Gymnastics	11.750	10.050	10.133	11.650	43.583
1674	Isabella WU	Sydney Gym Centre	10.750	9.950	11.100	11.750	43.550
1323	Lukina LU	Manly Warringah Gym	11.000	9.250	10.933	12.350	43.533
1643	Natalie KATAFIASZ	Splitz Gym	11.950	9.600	10.733	11.250	43.533





2019 National Clubs Carnival

Meet Results Level 7 All

Women / 7

Sep 20-29, 2019

Session: 1HD,1SD,1SF,2HD,2SD,2SF,3HD,3SD,3SF,4HD,4SD,4SF

Num	Name	Gym					AA
1685	Annabel HARTMAN	Sydney Olympic Park	11.550	10.266	10.500	11.200	43.516
1463	Angelina FOLEY	PLC Sydney	11.400	9.900	10.600	11.600	43.500
1765	Keira CLARK	Western Districts	11.350	9.500	11.000	11.600	43.450
953	Indiana-Rose MAY-CAMPBE	Cheltenham Youth	11.233	10.200	11.400	10.600	43.433
911	Shilah MEDAROVSKI	Carmel & Co	11.150	10.450	10.833	11.000	43.433
1099	Ella BOUNADER	Flyaway Gymnastics	11.300	9.850	10.633	11.600	43.383
1277	Gracie HRYNISZAK	Koorana Gymnastics	11.000	9.200	11.833	11.300	43.333
1279	Hinako OTSUKA	Koorana Gymnastics	11.550	10.950	9.866	10.950	43.316
1064	Taryn BELLELI	Eastern Gymnastics	11.600	9.666	11.650	10.366	43.282
1706	Honey MILLER	Territory Gymnastics	10.400	9.450	11.566	11.850	43.266
1592	Genevieve PASSLOW	Southern Canberra	11.000	9.533	11.700	11.033	43.266
795	Hannah KAZZI	Australian Academy	11.300	10.500	10.450	10.966	43.216
1233	Helena STAMATOPOULOS	Infinity Gym Sports	10.900	10.166	10.450	11.633	43.149
823	Charlotte BELLWOOD	Barron Valley Gym	11.800	8.833	10.950	11.500	43.083
1267	Zoe BROWN	Kingborough GymSport	11.200	10.850	9.600	11.400	43.050
1100	Sara BUTKO	Flyaway Gymnastics	11.300	10.250	9.900	11.550	43.000
1068	Annalise TRUPKE	Eastern Gymnastics	11.266	9.666	11.300	10.733	42.965
1281	Breanna TREHEARNE	Koorana Gymnastics	11.150	9.900	10.400	11.450	42.900
1802	Sophie HENNESSY	Y West Gym Club	11.300	9.200	10.166	12.200	42.866
1229	Charlotte DENNEY	Infinity Gym Sports	11.100	11.233	9.200	11.333	42.866
1550	Lucy CLARK	Pymble Ladies	11.366	11.333	9.900	10.266	42.865
1400	Lotti COPPOLA	North Coast Gym	11.600	8.550	10.900	11.750	42.800
1591	Alyssa IMBRIANO	Southern Canberra	11.650	9.633	11.150	10.366	42.799
807	Sara HOGAN	Balance Gymnastics	11.533	10.066	9.800	11.400	42.799
1773	Emma SLATTER	Western Districts	11.200	10.300	10.666	10.600	42.766





2019 National Clubs Carnival

Meet Results Level 7 All

Women / 7

Sep 20-29, 2019

Session: 1HD,1SD,1SF,2HD,2SD,2SF,3HD,3SD,3SF,4HD,4SD,4SF

Num	Name	Gym					AA
1318	Millie AXFORD	Manly Warringah Gym	11.600	8.866	10.850	11.400	42.716
870	Jasna MRVIC	Bunnerong Gym	11.533	10.466	9.300	11.400	42.699
921	Aimee NICHOLLS	Central West Gym	11.366	9.333	10.500	11.466	42.665
1230	Emma DINCA	Infinity Gym Sports	10.950	10.600	9.400	11.700	42.650
932	Erin SEWARD	Chamford Gymnastics	11.333	10.433	9.250	11.633	42.649
1044	Mya SAUMI	Dynamic Gymnastics	11.766	10.533	10.550	9.800	42.649
1228	Ilaria CROWLEY	Infinity Gym Sports	11.733	9.966	10.250	10.700	42.649
922	Bella SLATTERY	Central West Gym	11.433	9.866	10.350	10.966	42.615
907	Ruby EDWARDS	Carmel & Co	11.150	8.550	11.700	11.100	42.500
866	Zoe GALEA	Bunnerong Gym	11.550	9.966	9.750	11.233	42.499
919	Sienna ADAMS	Central West Gym	11.233	9.400	10.750	11.066	42.449
1506	Abby MILNER	Premier Gymnastics	11.366	9.200	10.750	11.100	42.416
1771	Jasmine MURRAY	Western Districts	11.700	10.000	9.650	11.066	42.416
867	Gemma GUTHRIE	Bunnerong Gym	11.600	8.700	10.250	11.833	42.383
846	Ashley SPOWART	BTYC Gymnastics	11.500	10.300	8.633	11.900	42.333
1704	Sabina DALZELL	Territory Gymnastics	11.500	9.400	9.966	11.350	42.216
1042	Madison NGUYEN	Dynamic Gymnastics	10.750	9.866	10.400	11.200	42.216
1536	Sienna SCICLUNA	Pulse Gymnastics	11.300	8.933	11.100	10.866	42.199
902	Sophie TONKIN	Canberra City Gym	11.100	9.500	9.800	11.750	42.150
920	Rosie CORCORAN	Central West Gym	11.433	8.966	10.350	11.400	42.149
868	Lilli MICALI	Bunnerong Gym	11.700	9.700	10.200	10.433	42.033
1530	Holly BROWN	Pulse Gymnastics	11.500	8.933	10.850	10.733	42.016
1039	Lucena LAROSA	Dynamic Gymnastics	10.500	9.966	10.700	10.800	41.966
955	Sienna SAMA	Cheltenham Youth	12.133	9.700	9.000	11.100	41.933
1686	Mina JU	Sydney Olympic Park	11.250	9.333	10.950	10.400	41.933





2019 National Clubs Carnival

Meet Results Level 7 All

Women / 7

Sep 20-29, 2019

Session: 1HD,1SD,1SF,2HD,2SD,2SF,3HD,3SD,3SF,4HD,4SD,4SF

Num	Name	Gym					AA
1766	Sacha EDDY	Western Districts	11.300	9.066	10.850	10.700	41.916
1741	Chloe KOUSIS	Waverley Gymnastics	11.533	10.800	8.700	10.800	41.833
923	Tianah WINDIATE	Central West Gym	11.400	9.666	9.650	11.100	41.816
1040	Maelie LAROSA	Dynamic Gymnastics	10.333	9.966	10.400	11.066	41.765
1232	Bella ISENEGGER	Infinity Gym Sports	11.100	9.200	9.750	11.633	41.683
1790	Charlotte HILLSDON	Woden Valley Gym	11.133	7.600	11.700	11.233	41.666
1464	Sasha HENSHAW	PLC Sydney	11.000	10.300	9.166	11.200	41.666
1767	Stephanie GERBER	Western Districts	11.233	9.400	11.000	10.033	41.666
1116	Emily CRAWFORD	Geelong YMCA	11.150	9.633	9.950	10.933	41.666
1226	Bronte APPLEYARD	Infinity Gym Sports	11.166	9.733	11.300	9.466	41.665
1792	Lillian KELLY	Woden Valley Gym	11.400	8.755	10.550	10.933	41.638
1770	Ginger MCKEDDIE	Western Districts	11.450	9.200	10.400	10.500	41.550
1234	Aggy SYKES	Infinity Gym Sports	11.200	9.633	10.550	10.133	41.516
1278	Ella LOY	Koorana Gymnastics	11.600	8.700	10.400	10.800	41.500
952	Tara ASH	Cheltenham Youth	11.166	9.700	10.750	9.866	41.482
1063	Lea AVDISHOV	Eastern Gymnastics	11.533	9.566	9.950	10.400	41.449
899	Mellae FABER	Canberra City Gym	11.150	8.400	10.966	10.800	41.316
874	Emma SCHILDKRAUT	Bunnerong Gym	11.450	8.566	10.400	10.866	41.282
796	Montana PANTANO	Australian Academy	11.400	8.566	10.050	11.200	41.216
1535	Olivia RIZZO	Pulse Gymnastics	10.900	9.733	9.500	11.033	41.166
930	Isabelle KOHINGA	Chamford Gymnastics	11.133	9.000	9.700	11.300	41.133
1327	Mia SHIPLEY	Manly Warringah Gym	10.950	8.866	11.050	10.266	41.132
933	Anastasia STASINOS	Chamford Gymnastics	11.400	10.800	7.450	11.433	41.083
1768	Portia GRIFFITHS	Western Districts	11.050	9.000	10.133	10.850	41.033
1763	Polly BLAKE	Western Districts	11.400	9.433	9.600	10.566	40.999





2019 National Clubs Carnival

Meet Results Level 7 All

Women / 7

Session: 1HD,1SD,1SF,2HD,2SD,2SF,3HD,3SD,3SF,4HD,4SD,4SF

Sep 20-29, 2019

Num	Name	Gym					AA
753	Zoe BERGHAN	360 Gymnastics	11.500	9.600	9.100	10.750	40.950
871	Ada MRVIC	Bunnerong Gym	11.900	10.500	8.500	10.033	40.933
1322	Amberley HAWKER	Manly Warringah Gym	11.250	8.200	10.300	11.166	40.916
869	Alice MIRANDA	Bunnerong Gym	10.900	9.033	10.050	10.900	40.883
1041	Mackenzie MILLER	Dynamic Gymnastics	11.250	10.166	9.650	9.766	40.832
1705	Alysa HO	Territory Gymnastics	10.650	11.000	8.133	11.000	40.783
1067	Anouk SMITH	Eastern Gymnastics	11.333	8.233	10.700	10.433	40.699
1791	Emmanuelle HOSKIN	Woden Valley Gym	11.266	9.500	9.400	10.533	40.699
876	Jessica SMYTH	Bunnerong Gym	10.400	9.000	10.450	10.700	40.550
990	Mia WARD	Contemporary Gym	11.400	8.000	9.950	11.066	40.416
1772	Talita SLACK	Western Districts	11.266	8.900	10.150	10.100	40.416
1560	Jing Suen SIA	Robertson Gymnastics	11.100	10.350	8.200	10.750	40.400
783	Stella WHIFFIN	Aerodynamix Gym	11.050	7.800	10.650	10.733	40.233
1590	Amelie HALL	Southern Canberra	11.100	8.866	9.650	10.600	40.216
1814	Alannah MCERLAIN	Pulse Gymnastics	11.300	9.733	9.650	9.500	40.183
1466	Zoe LEO-WILSON	PLC Sydney	10.800	8.450	10.366	10.550	40.166
1684	Lucy FINCH	Sydney Olympic Park	11.450	9.833	9.050	9.766	40.099
1561	Ella TINO	Robertson Gymnastics	11.250	9.150	8.333	11.350	40.083
781	Georgette RAINCZUK	Aerodynamix Gym	10.900	8.766	9.850	10.533	40.049
931	Isabella PERRY	Chamford Gymnastics	11.033	9.266	9.500	10.200	39.999
1534	Khiana GIULIANO	Pulse Gymnastics	11.200	8.400	8.750	11.400	39.750
1764	Abbey CARTER	Western Districts	11.250	7.850	8.733	11.900	39.733
1339	Coco GAMBINO	Mareeba Gymnastics	11.150	9.200	8.250	11.100	39.700
1683	Le CHEN	Sydney Olympic Park	11.250	9.000	8.500	10.933	39.683
778	Ellen BRADLEY	Aerodynamix Gym	10.850	9.033	10.450	9.300	39.633





2019 National Clubs Carnival

Meet Results Level 7 All

Women / 7

Sep 20-29, 2019

Session: 1HD,1SD,1SF,2HD,2SD,2SF,3HD,3SD,3SF,4HD,4SD,4SF

Num	Name	Gym					AA
1338	Kaitlin CARUSI	Mareeba Gymnastics	11.400	7.500	9.950	10.733	39.583
1558	Alana JURIC	Robertson Gymnastics	11.600	9.250	8.533	10.100	39.483
1531	Stephanie CAMACHO	Pulse Gymnastics	11.000	9.433	9.550	9.433	39.416
1066	Olivia JOHNS	Eastern Gymnastics	11.633	6.800	10.100	10.766	39.299
989	Laura VASQUEZ	Contemporary Gym	11.100	9.633	8.400	10.033	39.166
780	Angelina ORFANELLI	Aerodynamix Gym	11.450	6.966	10.200	10.533	39.149
825	Lilimay GAUDION	Barron Valley Gym	11.550	8.766	9.200	9.533	39.049
1280	Madeleine PLOWMAN	Koorana Gymnastics	10.800	8.050	8.900	11.200	38.950
987	Andeca COOROOPDASS	Contemporary Gym	11.500	7.833	8.000	11.166	38.499
1467	Claudia PICKETT	PLC Sydney	11.550	9.550	7.233	10.150	38.483
1045	Anela SUICA	Dynamic Gymnastics	11.000	9.266	7.550	10.500	38.316
1552	Kate MARSHALL	Pymble Ladies	11.533	9.100	8.950	8.733	38.316
1537	Ella SUTHERLAND	Pulse Gymnastics	10.700	8.400	9.650	9.433	38.183
782	Abbie TRZCINSKI	Aerodynamix Gym	11.100	7.800	10.000	8.633	37.533
1340	Brydie GENGE	Mareeba Gymnastics	11.900	7.666	7.400	10.300	37.266
991	Sophie WILLIAMS	Contemporary Gym	10.150	6.666	9.200	9.766	35.782
988	Nancy HUNT	Contemporary Gym	10.300	6.800	7.700	10.433	35.233
1024	Sarah STEPHENSON	Delta Gym Brisbane	11.600	___	11.500	11.466	34.566
1617	Kate PETERSON	Southport Gymnastics	11.633	___	11.150	11.500	34.283
803	Ella ATKINSON	Balance Gymnastics	11.400	___	11.200	11.500	34.100
754	Isla BROWN	360 Gymnastics	11.600	11.050	___	11.350	34.000
1297	Iona TAYLOR	Lawnton Academy Gym	11.500	___	10.150	12.100	33.750
1641	Sydney DEBNAM	Splitz Gym	11.350	9.750	10.366	___	31.466
1465	Mia JOHNSON	PLC Sydney	11.600	9.300	10.533	___	31.433
1501	Kirra HAMER	Premier Gymnastics	11.466	9.966	9.850	___	31.282





2019 National Clubs Carnival

Meet Results Level 7 All

Women / 7

Sep 20-29, 2019

Session: 1HD,1SD,1SF,2HD,2SD,2SF,3HD,3SD,3SF,4HD,4SD,4SF

Num	Name	Gym					AA
1615	Lucy KEAG	Southport Gymnastics	—.—	9.600	9.800	10.766	30.166
912	Skye TIERNAN	Carmel & Co	10.600	10.000	9.533	0.000	30.133
1532	Abigail CATTELL	Pulse Gymnastics	—.—	6.466	9.950	10.400	26.816
1498	Taylor ANTEL	Premier Gymnastics	11.700	11.100	—.—	—.—	22.800
865	Olivia ARISTIDES	Bunnerong Gym	—.—	—.—	9.150	10.066	19.216
1533	Jacinta CUNSOLO	Pulse Gymnastics	—.—	—.—	9.700	—.—	9.700
779	Caitlyn FARVIS	Aerodynamix Gym	—.—	7.033	—.—	—.—	7.033
1416	Jasmine KIBBLE	North Narrabeen	—.—	—.—	—.—	—.—	0.000
1415	Rebecca HOFFMAN	North Narrabeen	—.—	—.—	—.—	—.—	0.000
1414	Jasmine BENNETTS	North Narrabeen	—.—	—.—	—.—	—.—	0.000