





WAG National Clubs 2018 L6 Day 2

Team Results Pink L6 Day 2 End of Day

Women / 6

Oct 3, 2018

Session: 1Pi,2Pi,3Pi,4Pi,5Pi,6Pi

Rank	Gym	Team	Score				
1	Delta Gym Brisbane	T1	114.525	29.400 1	28.600 1	28.850 1	27.675 5
2	Allstar Gym Academy	T1	112.650	28.700 2	27.500 9T	28.750 2	27.700 4
3	Premier Gymnastics	T1	112.425	28.300 4	28.275 3	28.500 3	27.350 7
4	Gold Coast Gym	T1	111.475	27.700 7	27.550 8	28.225 4	28.000 3
5	Sydney West Gym	T2	111.450	27.750 6	27.850 5	27.800 7	28.050 2
6	Southport Gymnastics	T1	110.625	28.400 3	26.900 14	28.175 5	27.150 9
7	Lawnton Academy Gym	T1	110.175	26.900 12T	28.200 4	27.975 6	27.100 11
8	Waverley Gymnastics	BLU	109.225	26.750 14	28.450 2	27.250 10	26.775 12
9	MLC Gymnastics	T1	109.200	26.550 15T	27.025 13	27.500 8	28.125 1
10	Cheltenham Youth	BLU	108.525	26.950 11	27.200 11	26.975 13	27.400 6
11	Coffs Coast Gym	T1	108.300	27.350 9	27.625 6T	27.150 11	26.175 21
12	Active Gymnastics	T1	107.275	26.900 12T	26.800 15T	27.075 12	26.500 18
13	Tamworth Gymnastics	T1	107.150	27.500 8	27.500 9T	25.850 24	26.300 20
14	Barron Valley Gym	T1	107.025	28.150 5	25.950 22	26.300 21	26.625 14T
15	Sydney Gym Centre	T1	107.000	26.550 15T	26.325 20	27.375 9	26.750 13
16T	Sydney Olympic Park	T1	106.625	27.050 10	26.800 15T	26.425 17T	26.350 19
16T	Pymble Ladies	T1	106.625	26.550 15T	26.575 18	26.875 14	26.625 14T
18	Jets Gym Gisborne	T1	106.475	26.400 19	27.175 12	26.350 20	26.550 17





WAG National Clubs 2018 L6 Day 2

Team Results Pink L6 Day 2 End of Day

Women / 6

Oct 3, 2018

Session: 1Pi,2Pi,3Pi,4Pi,5Pi,6Pi

Rank	Gym	Team	Score				
19	Geelong YMCA	T2	106.125	26.150 20	26.675 17	26.100 23	27.200 8
20	Manly Warringah Gym	T1	105.975	25.600 24	27.625 6T	26.125 22	26.625 14T
21	Geelong YMCA	T1	105.400	26.450 18	26.150 21	26.750 15	26.050 22
22	Sydney West Gym	T1	104.475	25.950 21	24.975 26	26.425 17T	27.125 10
23	Maroochy Beach Gym	T1	104.100	25.750 23	25.825 23	26.550 16	25.975 23
24	Niddrie Gym Club	WHI	102.625	25.900 22	25.525 24	26.375 19	24.825 26
25	MYC Gymnastics	T1	102.125	25.150 25	26.525 19	25.125 26	25.325 24
26	Flyaway Gymnastics	T1	101.100	24.950 26	25.100 25	25.800 25	25.250 25

WAG National Clubs 2018 L6 Day 2

Team Results Purple L6 Day 2 End of Day

Women / 6

Oct 3, 2018

Session: 1Pu,2Pu,3Pu,4Pu,5Pu,6Pu

Rank	Gym	Team	Score				
1	Cheltenham Youth	GRE	109.600	27.150	27.700	27.175	27.575
2	Kingborough GymSport	T1	109.500	27.200	28.100	27.050	27.150
3	Chamford Academy	T1	108.600	26.800	27.125	27.375	27.300
4	Western Districts	T1	107.600	26.950	26.525	27.275	26.850
5	BTYC Gymnastics	T1	107.050	27.950	26.250	26.325	26.525
6	Super Performance	T1	106.000	26.950	25.425	26.700	26.925
7	Canberra City Gym	T1	105.925	26.250	25.575	27.325	26.775
8	PLC Sydney	T1	105.750	25.750	27.025	26.350	26.625
9	Hobart Gym Academy	T1	104.675	26.250	25.175	26.475	26.775
10	Niddrie Gym Club	AQU	104.575	25.850	26.900	25.775	26.050
11	Eclipse Gymnastics	T1	104.450	25.800	26.275	25.400	26.975
12	Wide Bay Gymnastics	T1	104.425	26.400	26.025	25.025	26.975
13	Swan Districts Gym	T1	104.400	26.650	25.100	26.250	26.400
14	Blackert Gymnastics	T1	104.025	26.650	25.525	25.925	25.925
15	Waverley Gymnastics	RED	103.425	25.550	26.025	25.600	26.250
16	Aerosport Allstars	T2	102.975	26.150	25.700	25.425	25.700
17	Y West Gym Club	T1	102.250	25.200	26.700	25.325	25.025
18T	Phoenix Academy Gym	T1	102.025	26.100	25.425	25.000	25.500
18T	Sydney Gym Centre	T2	102.025	25.150	25.350	25.725	25.800
20	Infinity Gym Sports	T1	101.850	24.550	25.850	25.800	25.650
21	Australian Academy	T1	101.800	25.000	25.150	25.650	26.000
22	Western Districts	T2	101.750	25.300	25.925	24.975	25.550
23	Launceston PCYC	T1	101.625	25.500	25.075	25.075	25.975
24	Territory Gymnastics	T1	100.225	24.750	24.525	25.100	25.850
25	Tea Tree Gully Gym	T1	96.525	22.550	24.225	24.925	24.825
26	Aerosport Allstars	T1	93.850	21.750	23.225	24.150	24.725





WAG National Clubs 2018 L6 Day 2

Page: 1
Printed: 10/3/2018 7:59 PM

Scores

Women / 6
Session: All

Oct 3, 2018

Num	Name	Team							AA
		#1	#2	#3					
Active Gymnastics									
750	Beatrice CLERK	T1			9.250	8.750	9.100	8.925	36.025
749	Alexis MILNE	T1			8.900	8.650	9.300	8.925	35.775
751	Hina SAEGUSA	T1			8.750	8.875	8.675	8.650	34.950
747	Mika CHARPENAY	T1			8.500	9.175	8.350	8.375	34.400
746	Harriet MORLEY	T1			8.250	8.450	8.500	8.650	33.850
Aerosport Allstars									
756	Shani PARANAVITANA	T2			8.950	8.450	8.650	8.675	34.725
758	Lilly GLANCE	T2			8.700	8.900	8.350	8.750	34.700
755	Sage MCCALLUM	T2			7.750	8.350	8.425	8.275	32.800
752	Ella MORRIS	T1			7.300	8.125	8.225	8.325	31.975
757	Sophie VRIENS	T2			8.500	8.250	7.725	7.425	31.900
754	Zoe IBBOTT	T1			7.400	7.700	8.425	8.125	31.650
753	Evannah GREENFIELD	T1			7.050	7.400	7.500	8.275	30.225
Allstar Gym Academy									
792	Ashlee CASS	T1			9.650	9.450	9.575	9.025	37.700
791	Naomi MCEVOY	T1			9.500	9.100	9.600	9.250	37.450
790	Maxine MACKENZIE	T1			9.100	8.950	9.575	9.300	36.925
788	Grace ASPROMOURGOS	T1			9.150	8.800	9.400	8.975	36.325
789	Ava HINZE	T1			8.900	8.650	9.525	9.100	36.175
793	Taylor LOGAN	T1			9.550	8.450	8.550	9.150	35.700
Australian Academy									
808	Montana PANTANO	T1			8.000	8.750	8.700	8.550	34.000
806	Chloe CHIU	T1			8.500	8.475	8.400	8.600	33.975
807	Hannah KAZZI	T1			8.500	7.925	8.550	8.850	33.825
Barron Valley Gym									
815	Tali HOYE	T1			9.700	8.900	8.575	9.125	36.300
820	Lilly EVEANS	T1			8.850	8.250	8.750	8.875	34.725
813	Shayla FRIZELLE	T1			9.250	8.000	8.775	8.625	34.650
822	Charlotte BELLWOOD	T1			9.200	8.800	7.825	8.575	34.400
821	Zahra COOPER	T1			8.150	8.075	8.425	8.450	33.100
814	Della MILLER	T1			7.700	7.800	8.775	8.375	32.650
Blackert Gymnastics									
846	Katie SEBASTIAN	T1			9.150	8.800	8.525	8.850	35.325
845	Elle MOORES	T1			8.800	8.675	8.900	8.750	35.125
847	Laurie HOLLAND	T1			8.700	8.050	8.500	8.325	33.575





WAG National Clubs 2018 L6 Day 2

Page: 2
Printed: 10/3/2018 7:59 PM

Scores

Women / 6
Session: All

Oct 3, 2018

Num	Name	Team							AA
		#1	#2	#3					
<u>BTYC Gymnastics</u>									
858	Hannah MCDONALD	T1			9.300	8.950	8.925	8.900	36.075
860	Amber CHAFFER	T1			9.450	8.700	8.700	9.050	35.900
861	Kara LE SUEUR	T1			9.200	8.050	8.700	8.575	34.525
862	Francesca CIAMPA	T1			8.850	8.600	7.725	8.325	33.500
859	Carys JEWELL	T1			7.900	6.700	7.150	8.225	29.975
<u>Canberra City Gym</u>									
876	Cara LEACH	T1			9.000	9.075	9.275	9.000	36.350
877	Sophie TONKIN	T1			8.700	8.200	9.000	9.325	35.225
875	Georgia MILLAR	T1			8.200	7.325	9.050	8.450	33.025
874	Laura CHISHOLM	T1			8.550	___	8.600	8.425	25.575
873	Chelsea ESSAI	T1			8.500	8.300	8.500	___	25.300
<u>Chamford Academy</u>									
895	Brianna BAUGH	T1			9.050	9.075	9.300	9.275	36.700
896	Erin SEWARD	T1			8.900	9.300	9.200	9.100	36.500
897	Anastasia STASINOS	T1			8.850	8.750	8.875	8.925	35.400
<u>Cheltenham Youth</u>									
909	Indiana-Rose MAY-CAMPBELL	GRE			9.200	9.325	9.225	9.325	37.075
914	Alanna WATSON	BLU			8.950	9.200	9.325	9.075	36.550
915	Victoria KLADIS	GRE			8.750	9.175	8.900	9.100	35.925
913	Elly MEEKIN	BLU			9.100	8.950	8.625	9.175	35.850
912	Alva DAYOAN	BLU			8.700	9.050	8.625	9.150	35.525
916	Tara ASH	GRE			8.950	9.075	8.300	9.150	35.475
910	Sienna SAMA	BLU			8.900	8.725	8.825	8.925	35.375
906	Georgia CLANCY	GRE			8.600	8.575	9.050	8.950	35.175
911	Yvie DOLAN	BLU			8.800	8.700	8.825	8.775	35.100
908	Edie KERR	BLU			8.550	8.950	8.475	8.875	34.850
905	Lola GROSSO	GRE			9.000	8.300	8.375	9.000	34.675
907	Grace ASH	GRE			8.300	9.200	7.900	9.000	34.400
<u>Coffs Coast Gym</u>									
933	Shekinah PHIPPS	T1			9.450	9.475	8.800	8.550	36.275
930	Hayley LITTLE	T1			8.600	9.150	9.400	8.800	35.950
928	Moiija ROSER-CLARK	T1			8.950	9.000	8.800	8.650	35.400
931	Jayda KACHEL	T1			8.950	8.475	8.950	8.650	35.025
929	Tabitha FOLLETT	T1			8.900	8.750	8.575	8.725	34.950
932	Amelia ARRAGON	T1			7.450	8.325	8.575	8.500	32.850





WAG National Clubs 2018 L6 Day 2

Page: 3
Printed: 10/3/2018 7:59 PM

Scores

Women / 6
Session: All

Oct 3, 2018

Num	Name	Team							AA
		#1	#2	#3					
<u>Darwin Gym Club</u>									
945	Maggie ELDER				8.700	7.725	7.825	8.725	32.975
944	Chloe LAI				7.500	6.825	7.975	8.450	30.750
<u>Delta Gym Brisbane</u>									
966	Bronte INCE	T1			9.900	9.475	9.650	9.500	38.525
964	Zoe ANDERSEN	T1			9.700	9.500	9.450	9.075	37.725
965	Sarah STEPHENSON	T1			9.800	9.425	9.350	9.100	37.675
967	Gaia GUARNIERI	T1			9.450	9.175	9.700	9.050	37.375
987	Willa Battersby				9.300	9.225	9.750	9.100	37.375
969	Tiffany BLYTH	T1			9.400	9.625	9.500	8.550	37.075
<u>Eclipse Gymnastics</u>									
1006	Montana JARDINE	T1			9.300	8.875	8.325	9.075	35.575
1009	Hannah WOODLAND	T1			9.050	8.600	8.375	8.825	34.850
1008	Mia COLEMAN	T1			7.450	8.800	8.700	9.075	34.025
<u>Flyaway Gymnastics</u>									
1018	Stephanie RAMSDELL	T1			8.750	8.775	8.650	8.400	34.575
1016	Ella BOUNADER	T1			8.100	8.375	8.325	8.425	33.225
1020	Ella SEMPLE	T1			8.100	7.950	8.150	8.425	32.625
1019	Sara BUTKO	T1			8.050	7.925	8.600	7.825	32.400
1017	Georgia HERIOT	T1			7.650	7.875	8.500	7.950	31.975
1015	Charli CEGLAR	T1			7.900	6.750	8.550	7.900	31.100
<u>Geelong YMCA</u>									
1034	Natalie PIANO	T1			9.200	8.900	9.100	8.925	36.125
1033	Mary ROLFE	T1			9.300	8.950	8.925	8.700	35.875
1029	Charli COX	T2			8.900	9.050	8.525	9.000	35.475
1026	Vivian BAYLES	T2			8.800	9.075	8.325	8.900	35.100
1027	Sage DENNIS	T2			8.350	8.325	8.800	9.150	34.625
1031	Ashlyn HART	T2			8.100	8.550	8.775	8.825	34.250
1032	Eva CHALLIS	T2			8.450	7.950	8.275	9.050	33.725
1036	Amelie MCCONNELL	T1			7.950	7.400	8.550	8.400	32.300
1035	Chloe KIRKOVSKI	T1			7.700	7.800	8.725	7.875	32.100
1030	Eliza-May BARTLETT	T1			7.600	7.450	8.250	8.425	31.725
1028	Stella COURTNEY	T1			0.000	8.300	8.600	7.350	24.250
<u>Gold Coast Gym</u>									
1042	Adelaide HOOPER	T1			9.350	9.250	9.650	9.425	37.675
1049	Kassia BROWN	T1			9.050	9.250	9.575	9.375	37.250
1048	Tahlia HURFORD	T1			8.750	8.875	8.925	9.200	35.750
1047	Brooke HADE	T1			9.300	9.050	9.000	8.100	35.450





WAG National Clubs 2018 L6 Day 2

Page: 4
Printed: 10/3/2018 7:59 PM

Scores

Oct 3, 2018

Women / 6
Session: All





Num	Name	Team							AA
		#1	#2	#3					
<u>Hobart Gym Academy</u>									
1085	Hayley WEBBERLEY	T1			9.050	8.375	8.850	9.050	35.325
1084	Chloe KALBFELL	T1			8.700	8.525	9.000	8.925	35.150
1083	Hayley DESMOND	T1			8.500	8.275	8.625	8.800	34.200
<u>Infinity Gym Sports</u>									
1120	Aggy SYKES	T1			8.250	9.250	8.975	8.725	35.200
1123	Ilaria CROWLEY	T1			8.250	8.250	8.575	8.675	33.750
1122	Ilaria BIORDI	T1			7.150	8.350	7.525	8.250	31.275
1112	Ella THOMAS	T1			8.050	_____	8.250	_____	16.300
<u>Jets Gym Gisborne</u>									
1148	Kaitlyn DAVIDSON	T1			8.950	9.200	8.650	8.725	35.525
1146	Sienna O'BRIEN	T1			8.550	8.775	8.725	8.850	34.900
1147	Poppy COLLINS	T1			8.700	8.775	8.425	8.825	34.725
1149	Holly BILLS	T1			8.750	8.425	8.800	8.675	34.650
1150	Isabella MAKRIS	T1			8.400	9.200	7.950	8.875	34.425
1145	Hayley AZZOPARDI	T1			0.000	8.650	8.825	8.675	26.150
<u>Kingborough GymSport</u>									
1162	Claudia SAMPSON	T1			9.100	9.500	9.175	9.050	36.825
1158	Chloe SHORT	T1			8.700	9.250	8.875	8.975	35.800
1159	Amelia (Milly) LANG	T1			8.550	9.350	9.000	8.875	35.775
1160	Bethany CROWLEY	T1			9.250	8.400	8.850	9.125	35.625
1161	Jessica HAMPSON	T1			8.850	8.525	8.775	8.650	34.800
1157	Amelie BROWN	T1			8.600	8.825	8.100	8.300	33.825
<u>Launceston PCYC</u>									
1392	Eleanor IVERY	T1			8.900	8.550	8.750	8.900	35.100
1394	Eleanor RENTON	T1			8.950	8.450	7.975	8.525	33.900
1395	Rosie IRVING	T1			7.600	8.075	8.350	8.550	32.575
1393	Isabella FINNIGAN	T1			7.650	5.800	7.450	8.100	29.000
<u>Lawnton Academy Gym</u>									
1188	Summa-Lee TREMAYNE	T1			9.100	9.400	9.000	9.125	36.625
1185	Mia FANNING	T1			9.150	9.275	9.250	8.775	36.450
1184	Iona TAYLOR	T1			8.600	9.425	9.200	8.975	36.200
1187	Hannah EIBY	T1			8.650	8.900	9.500	9.000	36.050
1186	Layla BAIRD	T1			8.350	9.375	9.225	8.800	35.750
1183	Lucy CAPSTICK	T1			8.600	8.050	9.100	8.800	34.550
<u>Manly Warringah Gym</u>									
1210	Jahla FRAZER	T1			8.650	9.150	8.675	8.475	34.950

WAG National Clubs 2018 L6 Day 2

Scores

Women / 6
Session: All

Oct 3, 2018

Num	Name	Team							AA
		#1	#2	#3					
Manly Warringah Gym continued...									
1209	Emma MORRIS	T1			8.450	8.900	8.450	9.050	34.850
1212	Millie AXFORD	T1			8.300	8.925	8.775	8.825	34.825
1211	India WOOD	T1			8.500	9.075	8.275	8.700	34.550
1214	Imogen SCHUITEMAKER	T1			7.400	9.175	7.575	8.750	32.900
1213	Louella MOUJALLI	T1			—	9.300	8.675	0.000	17.975
Maroochy Beach Gym									
1241	Anna COLLINS	T1			8.400	9.000	8.975	8.900	35.275
1239	Bridget HARVEY	T1			8.700	8.525	8.975	8.875	35.075
1238	Ella WILSON	T1			8.650	8.300	8.600	8.200	33.750
MLC Gymnastics									
1266	Keira GEARY	T1			8.750	9.325	9.175	9.200	36.450
1261	Amelia NAKOS	T1			8.650	8.850	9.125	9.400	36.025
1264	Alanna TURNER	T1			9.000	8.850	8.925	9.025	35.800
1265	Krystal TRINH	T1			8.800	8.600	8.775	9.525	35.700
1263	Lara SJOBLUM	T1			8.550	8.725	9.125	9.175	35.575
1262	Hanna GRAHAM	T1			8.750	8.650	9.200	8.850	35.450
MYC Gymnastics									
1307	Kennedy EDWARDS	T1			8.550	9.000	8.425	8.625	34.600
1305	Eva JENKINS	T1			8.550	8.875	8.225	8.700	34.350
1306	Lilah MC DOWELL	T1			8.050	8.650	8.475	8.000	33.175
Niddrie Gym Club									
1336	Brooke MARSLAND	AQ			8.750	9.400	8.750	8.950	35.850
1333	Sophie KUKULJAN	WHI			8.850	8.775	8.725	8.375	34.725
1341	Kirsten MARAYAG	WHI			8.450	8.550	8.875	8.450	34.325
1337	Georgina BELL	AQ			8.850	8.600	8.225	8.525	34.200
1332	Sophy BARNES	AQ			7.800	8.900	8.800	8.225	33.725
1339	Charlotte WEIR	WHI			8.600	7.875	8.375	8.000	32.850
1335	Madeleine MOODY	WHI			7.900	8.200	8.775	7.825	32.700
1338	Demi SIMOS	AQ			8.250	7.425	8.150	8.575	32.400
1334	Taneisha CARUSO	WHI			8.250	7.800	7.125	7.900	31.075
1340	Larissa PAPADEA	WHI			7.550	7.050	7.300	7.300	29.200
Phoenix Academy Gym									
1407	Rileigh GRIFFIN	T1			8.850	8.800	8.625	8.400	34.675
1408	Sienna ALBERTIRI	T1			8.200	8.600	7.950	8.600	33.350
1405	Savannah HOLLAND-KEEN	T1			8.450	8.025	8.425	8.350	33.250
1406	Tanja STREETER	T1			8.800	7.700	7.900	8.500	32.900





WAG National Clubs 2018 L6 Day 2

Page: 6
Printed: 10/3/2018 7:59 PM

Scores

Women / 6
Session: All

Oct 3, 2018

Num	Name	Team							AA
		#1	#2	#3					
<u>PLC Sydney</u>									
1415	Ellie COLE	T1			8.700	9.050	8.925	9.100	35.775
1417	Emily CHRONIS	T1			8.300	9.250	8.425	8.600	34.575
1418	Angelina FOLEY	T1			8.450	8.425	9.000	8.700	34.575
1414	Claudia PICKETT	T1			8.450	8.725	8.350	8.825	34.350
1416	Fuman CHANDLER	T1			8.600	8.700	8.425	8.575	34.300
<u>Premier Gymnastics</u>									
1438	Lilly CAUNTER	T1			9.450	9.375	9.525	9.125	37.475
1441	Taylor ANTEL	T1			9.400	9.525	9.650	8.825	37.400
1436	Ruby WALKER	T1			9.450	9.150	8.925	9.075	36.600
1439	Erin MANSUL	T1			9.050	9.375	9.175	8.825	36.425
1440	Mila HENDRA	T1			8.850	8.725	9.175	9.150	35.900
1437	Abby MILNER	T1			8.950	8.650	9.325	8.775	35.700
<u>Pymble Ladies</u>									
1457	Sabrina MULHEARN	T1			8.600	9.100	9.125	8.925	35.750
1456	Amali HILTON	T1			9.000	8.700	8.950	8.800	35.450
1455	Jasmine CHADY	T1			8.950	8.250	8.325	8.900	34.425
1453	Grace MACDONALD	T1			8.600	8.650	8.525	8.350	34.125
1458	Lucy CLARK	T1			8.500	8.775	8.800	7.975	34.050
1454	Sivi THOMAS	T1			8.400	8.475	7.300	8.250	32.425
<u>Queenstown Gym</u>									
163	Evie LANGLEY				7.650	8.650	8.925	8.750	33.975
<u>Southport Gymnastics</u>									
1490	Kate PETERSON	T1			9.450	9.175	9.250	9.225	37.100
1487	Luar BURT	T1			9.250	8.850	9.450	8.825	36.375
1488	Skye COLLIVER	T1			9.050	8.875	9.425	9.000	36.350
1491	Rebecca WEBB	T1			9.700	8.150	9.300	8.925	36.075
1489	Ruby COLLAR	T1			8.450	7.875	9.150	8.825	34.300
<u>Super Performance</u>									
1517	Miele HERRERA	T1			9.300	8.475	8.600	9.075	35.450
1520	Madison GUINEA	T1			8.850	8.700	8.950	8.750	35.250
1521	Jada THOMPSON	T1			___	8.250	8.750	8.850	25.850
1522	Amber WHITFORD	T1			8.800	7.725	___	8.625	25.150
1518	Karrin DONALDSON	T1			8.300	___	7.775	9.000	25.075
1519	Isabella WHITE	T1			7.700	8.025	9.000	___	24.725
<u>Swan Districts Gym</u>									
1525	Belle MONKLEY	T1			8.700	8.550	8.800	8.850	34.900





WAG National Clubs 2018 L6 Day 2

Page: 7
Printed: 10/3/2018 7:59 PM

Scores

Women / 6
Session: All

Oct 3, 2018





Num	Name	Team							AA
		#1	#2	#3					
Swan Districts Gym continued...									
1527	Ella BOOLER	T1			9.000	7.825	8.875	8.800	34.500
1528	Madison OREO	T1			8.950	8.275	8.150	8.750	34.125
1526	Emily MCGREEVEY	T1			—	8.275	8.575	8.225	25.075
Sydney Gym Centre									
1542	Sophie SEPPING	T1			9.050	8.625	9.525	9.100	36.300
1543	Chloe GAO	T1			8.600	8.950	9.075	8.675	35.300
1545	Aleisha TRAN	T1			8.400	8.400	8.775	8.925	34.500
1547	Faith WU	T2			9.000	8.350	8.500	8.500	34.350
1544	Kassidy BEERENS	T1			8.900	8.750	7.850	8.725	34.225
1546	Isabella WU	T2			8.000	8.775	8.375	8.825	33.975
1549	Cleo GIEZEKAMP	T2			8.150	8.225	8.850	8.475	33.700
1548	Rose LAZICH	T2			7.800	—	8.125	8.250	24.175
Sydney Olympic Park									
1566	Bethany HUNT	T1			9.250	8.950	8.925	8.850	35.975
1569	Annabel HARTMAN	T1			8.900	9.050	8.925	9.025	35.900
1568	Georgia PHILLIPS	T1			8.900	8.350	8.575	8.475	34.300
1565	Shankalita ROZARIO	T1			8.100	8.600	8.400	8.475	33.575
1567	Lucy FINCH	T1			8.200	8.800	7.925	8.300	33.225
Sydney West Gym									
1738	Eloise VALITUTTI	T2			9.450	9.250	9.400	9.525	37.625
1737	Jamayka MANU	T2			9.150	9.525	9.100	9.200	36.975
1739	Deborah Andrade PAEZ	T2			9.150	8.875	9.300	9.325	36.650
1735	Mila DRAGELJEVIC	T2			8.350	9.075	8.825	9.125	35.375
1736	Chloe TATE	T2			8.550	8.600	8.875	9.100	35.125
1746	Savannah LEAL	T1			8.800	8.300	8.825	9.000	34.925
1742	Biblina SHAMUEL	T1			8.600	8.250	8.750	9.100	34.700
1743	Lily DRYSDALE	T1			8.550	8.325	8.500	8.775	34.150
1745	Jordan GRBAC	T1			8.350	7.300	8.775	9.025	33.450
1744	Monique TURNER	T1			8.000	8.350	8.075	8.100	32.525
1741	Pauline GIBBE	T1			7.550	7.975	8.825	7.950	32.300
1740	Amelie SPINER	T2			0.000	8.475	—	—	8.475
Tamworth Gymnastics									
1578	Georgia GOODWIN	T1			9.250	8.950	8.850	8.675	35.725
1579	Sapphire KUCZER	T1			8.750	9.450	8.700	8.825	35.725
1580	Tori MONAGHAN	T1			9.500	9.100	8.300	8.800	35.700

WAG National Clubs 2018 L6 Day 2

Scores

Oct 3, 2018

Women / 6
Session: All

Num	Name	Team							AA
		#1	#2	#3					
<u>Tea Tree Gully Gym</u>									
1600	Dana GLASSON	T1			7.950	8.750	8.400	8.625	33.725
1601	Lillian MASON	T1			7.450	8.225	8.375	8.325	32.375
1602	Mikayla PARTICK	T1			7.150	7.250	8.150	7.875	30.425
<u>Territory Gymnastics</u>									
1617	Sheena FITZSIMMONS	T1			8.600	7.675	8.675	8.825	33.775
1619	Alysa HO	T1			8.100	8.750	8.325	8.325	33.500
1618	Samantha WAGHORN	T1			8.050	8.100	8.100	8.700	32.950
1620	Emily LEMON	T1			—	7.350	—	—	7.350
<u>Waverley Gymnastics</u>									
1644	Indianna GILSON	BLU			9.050	9.650	9.100	9.250	37.050
1637	Lily ROMAN	BLU			9.050	9.300	9.000	8.750	36.100
1641	Mikaela WILLIAMS	BLU			8.650	9.500	9.150	8.775	36.075
1646	Maddison BROWN	RED			8.750	9.000	9.200	9.000	35.950
1642	Leandra LEWIN	BLU			8.650	8.900	8.775	8.625	34.950
1638	Klaudia CIUREJ	BLU			8.450	9.300	8.550	8.575	34.875
1640	Remi IBBETSON	RED			8.800	8.225	8.350	8.725	34.100
1645	Indiana IRELAND	RED			8.000	8.800	8.050	8.525	33.375
1643	Chloe KOUSIS	BLU			0.000	8.250	8.800	8.625	25.675
<u>Western Districts</u>									
1675	Sophia HENDERSON	T1			9.250	8.975	8.900	8.975	36.100
1680	Jasmine MURRAY	T1			8.700	8.800	9.000	9.025	35.525
1673	Chloe BURKE	T1			8.600	8.750	9.100	8.675	35.125
1679	Abbey CARTER	T1			9.000	7.500	9.175	8.850	34.525
1676	Laura MORGAN	T2			8.500	8.275	8.800	8.575	34.150
1677	Stephanie GERBER	T2			8.750	8.675	8.100	8.625	34.150
1670	Portia GRIFFITHS	T2			8.050	8.825	8.075	8.325	33.275
1674	Zoe QUINN	T2			8.050	8.425	7.500	8.350	32.325
<u>Wide Bay Gymnastics</u>									
1694	Mia WRIGHT	T1			9.150	8.675	8.650	9.150	35.625
1696	Ariel MULLEN	T1			8.600	8.550	8.575	8.750	34.475
1695	Indi DOWER	T1			8.650	8.800	7.800	9.075	34.325
<u>Y West Gym Club</u>									
1723	Caitlin PLUTA	T1			8.550	8.950	8.800	8.250	34.550
1721	Claudia OLIVER	T1			7.950	9.175	8.825	8.225	34.175
1722	Amelia MASON	T1			8.700	8.575	7.700	8.550	33.525