





WAG National Clubs 2018 L6 Day 1

Page: 1
Printed: 10/3/2018 8:43:30 PM

Scores

Women / 6
Session: All

Sep 30 - Oct 7, 2018

Num	Name	Team							AA
		#1	#2	#3					
<u>Active Gymnastics</u>									
749	Alexis MILNE	T1			8.800	8.850	9.125	9.175	35.950
750	Beatrice CLERK	T1			8.950	8.475	8.975	9.050	35.450
747	Mika CHARPENAY	T1			8.550	9.000	8.800	8.750	35.100
751	Hina SAEGUSA	T1			8.650	8.925	8.800	8.700	35.075
746	Harriet MORLEY	T1			7.950	8.450	8.200	8.800	33.400
<u>Aerosport Allstars</u>									
758	Lilly GLANCE	T2			8.800	8.725	8.775	8.975	35.275
756	Shani PARANAVITANA	T2			8.900	8.125	8.550	8.775	34.350
755	Sage MCCALLUM	T2			8.100	8.225	8.675	8.600	33.600
757	Sophie VRIENS	T2			8.600	8.250	7.825	8.125	32.800
752	Ella MORRIS	T1			7.550	7.975	8.175	7.600	31.300
754	Zoe IBBOTT	T1			7.200	7.375	8.350	7.150	30.075
753	Evannah GREENFIELD	T1			7.050	7.300	8.200	7.300	29.850
<u>Allstar Gym Academy</u>									
792	Ashlee CASS	T1			9.550	9.450	9.325	9.050	37.375
790	Maxine MACKENZIE	T1			8.900	9.100	9.425	9.425	36.850
791	Naomi MCEVOY	T1			9.150	9.075	9.150	8.725	36.100
788	Grace ASPROMOURGOS	T1			8.950	8.775	8.775	9.025	35.525
789	Ava HINZE	T1			8.750	8.500	9.275	8.900	35.425
793	Taylor LOGAN	T1			9.150	7.975	8.850	8.975	34.950
<u>Australian Academy</u>									
806	Chloe CHIU	T1			8.600	8.325	8.750	8.850	34.525
807	Hannah KAZZI	T1			8.650	8.125	8.725	8.850	34.350
808	Montana PANTANO	T1			7.400	8.475	9.000	8.600	33.475
<u>Barron Valley Gym</u>									
815	Tali HOYE	T1			9.600	8.775	9.225	8.850	36.450
813	Shayla FRIZELLE	T1			9.300	8.550	9.025	8.625	35.500
820	Lilly EVEANS	T1			8.650	8.125	8.925	8.950	34.650
822	Charlotte BELLWOOD	T1			8.700	8.800	8.625	8.500	34.625
814	Della MILLER	T1			7.650	8.050	9.125	8.575	33.400
821	Zahra COOPER	T1			8.400	7.200	8.750	8.525	32.875
<u>Blackert Gymnastics</u>									
846	Katie SEBASTIAN	T1			8.750	8.675	8.500	8.750	34.675
845	Elle MOORES	T1			8.500	8.800	8.000	8.550	33.850
847	Laurie HOLLAND	T1			8.400	7.525	8.500	8.575	33.000





WAG National Clubs 2018 L6 Day 1

Page: 2
Printed: 10/3/2018 8:43:30 PM

Scores

Women / 6
Session: All

Sep 30 - Oct 7, 2018





Num	Name	Team							AA
		#1	#2	#3					
<u>BTYC Gymnastics</u>									
858	Hannah MCDONALD	T1			8.700	9.225	9.000	9.100	36.025
860	Amber CHAFFER	T1			8.800	8.400	8.800	9.275	35.275
861	Kara LE SUEUR	T1			8.500	8.000	8.300	8.875	33.675
859	Carys JEWELL	T1			8.000	6.950	8.025	8.550	31.525
862	Francesca CIAMPA	T1			8.550	7.750	6.500	8.450	31.250
<u>Canberra City Gym</u>									
876	Cara LEACH	T1			9.000	9.100	8.775	8.925	35.800
877	Sophie TONKIN	T1			8.600	8.050	8.350	9.100	34.100
875	Georgia MILLAR	T1			8.200	6.975	8.750	8.500	32.425
874	Laura CHISHOLM	T1			8.500	0.000	8.275	8.625	25.400
873	Chelsea ESSAI	T1			8.600	7.900	8.250	___	24.750
<u>Chamford Academy</u>									
895	Brianna BAUGH	T1			8.300	8.175	9.125	8.925	34.525
896	Erin SEWARD	T1			8.300	8.950	8.250	8.700	34.200
897	Anastasia STASINOS	T1			8.100	8.650	8.750	8.650	34.150
898	Georgia KATSABIS	T1			___	8.875	8.900	7.650	25.425
<u>Cheltenham Youth</u>									
914	Alanna WATSON	BLU			8.750	9.150	9.600	9.450	36.950
912	Alva DAYOAN	BLU			8.800	8.625	9.350	9.475	36.250
913	Elly MEEKIN	BLU			8.900	8.850	8.675	9.600	36.025
910	Sienna SAMA	BLU			8.900	8.800	8.925	9.375	36.000
908	Edie KERR	BLU			8.400	8.850	9.250	9.475	35.975
911	Yvie DOLAN	BLU			8.800	8.500	9.100	9.100	35.500
909	Indiana-Rose MAY-CAMPBELL	GRE			8.650	8.550	8.900	9.175	35.275
915	Victoria KLADIS	GRE			8.250	8.850	8.675	8.900	34.675
906	Georgia CLANCY	GRE			7.900	8.325	9.250	8.900	34.375
907	Grace ASH	GRE			8.100	8.300	8.875	8.850	34.125
916	Tara ASH	GRE			7.950	8.825	8.575	8.725	34.075
905	Lola GROSSO	GRE			8.300	7.275	8.400	8.925	32.900
<u>Coffs Coast Gym</u>									
930	Hayley LITTLE	T1			8.900	9.000	9.225	9.150	36.275
929	Tabitha FOLLETT	T1			9.050	8.325	9.450	9.200	36.025
933	Shekinah PHIPPS	T1			9.200	9.200	8.700	8.600	35.700
928	Moiija ROSER-CLARK	T1			8.900	8.925	8.550	8.975	35.350
932	Amelia ARRAGON	T1			8.450	8.075	9.150	8.750	34.425
931	Jayda KACHEL	T1			8.800	8.075	8.950	8.575	34.400

WAG National Clubs 2018 L6 Day 1

Scores

Women / 6
Session: All

Sep 30 - Oct 7, 2018





Num	Name	Team							AA
		#1	#2	#3					
<u>Darwin Gym Club</u>									
945	Maggie ELDER				8.600	7.425	8.275	8.900	33.200
944	Chloe LAI				7.900	7.075	8.200	8.525	31.700
<u>Delta Gym Brisbane</u>									
966	Bronte INCE	T1			9.850	9.625	9.400	9.875	38.750
965	Sarah STEPHENSON	T1			9.350	9.375	9.475	9.650	37.850
964	Zoe ANDERSEN	T1			9.750	9.450	8.650	9.625	37.475
969	Tiffany BLYTH	T1			9.500	9.550	8.800	9.400	37.250
968	Layla BACON	T1			8.900	8.925	9.475	9.650	36.950
967	Gaia GUARNIERI	T1			9.300	9.100	9.000	9.500	36.900
<u>Eclipse Gymnastics</u>									
1006	Montana JARDINE	T1			9.200	8.725	8.525	9.050	35.500
1009	Hannah WOODLAND	T1			8.850	8.525	8.650	8.825	34.850
1008	Mia COLEMAN	T1			7.750	8.525	8.600	8.900	33.775
<u>Flyaway Gymnastics</u>									
1016	Ella BOUNADER	T1			8.450	8.025	9.075	9.275	34.825
1020	Ella SEMPLE	T1			8.350	8.225	8.975	9.175	34.725
1018	Stephanie RAMSDELL	T1			8.650	8.700	7.700	9.200	34.250
1017	Georgia HERIOT	T1			8.150	8.000	9.425	8.500	34.075
1019	Sara BUTKO	T1			8.350	7.550	8.900	8.750	33.550
1015	Charli CEGLAR	T1			8.200	7.200	8.900	8.675	32.975
<u>Geelong YMCA</u>									
1034	Natalie PIANO	T1			9.250	8.850	9.300	9.100	36.500
1033	Mary ROLFE	T1			9.200	8.700	9.100	8.950	35.950
1026	Vivian BAYLES	T2			9.100	9.350	8.025	9.075	35.550
1029	Charli COX	T2			9.200	8.800	8.475	8.975	35.450
1027	Sage DENNIS	T2			7.700	9.100	9.200	9.375	35.375
1031	Ashlyn HART	T2			7.850	8.525	8.575	8.825	33.775
1036	Amelie MCCONNELL	T1			7.900	7.475	9.200	9.075	33.650
1032	Eva CHALLIS	T2			7.750	7.300	8.950	9.425	33.425
1035	Chloe KIRKOVSKI	T1			7.100	7.650	8.375	8.550	31.675
1030	Eliza-May BARTLETT	T1			7.350	6.950	8.825	8.500	31.625
1028	Stella COURTNEY	T1			—	8.175	9.150	7.950	25.275
<u>Gold Coast Gym</u>									
1042	Adelaide HOOPER	T1			9.000	9.225	9.625	9.625	37.475
1049	Kassia BROWN	T1			9.200	9.375	9.075	9.425	37.075
1047	Brooke HADE	T1			9.400	8.900	9.275	9.100	36.675
1048	Tahlia HURFORD	T1			9.050	8.750	9.125	9.175	36.100

WAG National Clubs 2018 L6 Day 1

Scores

Sep 30 - Oct 7, 2018

Women / 6
Session: All





Num	Name	Team							AA
		#1	#2	#3					
<u>Hobart Gym Academy</u>									
1085	Hayley WEBBERLEY	T1			8.700	8.525	9.125	8.950	35.300
1084	Chloe KALBFELL	T1			8.500	8.875	9.025	8.800	35.200
1083	Hayley DESMOND	T1			8.400	8.550	8.725	8.650	34.325
<u>Infinity Gym Sports</u>									
1120	Aggy SYKES	T1			8.250	9.050	8.475	8.850	34.625
1121	Bronte APPLEYARD	T1			8.000	8.750	8.200	8.700	33.650
1123	Ilaria CROWLEY	T1			8.500	7.825	8.725	8.375	33.425
1122	Ilaria BIORDI	T1			_____	8.150	8.650	8.450	25.250
1112	Ella THOMAS	T1			7.900	_____	8.250	_____	16.150
<u>Jets Gym Gisborne</u>									
1149	Holly BILLS	T1			9.000	9.250	9.025	8.975	36.250
1148	Kaitlyn DAVIDSON	T1			9.300	8.950	8.525	9.100	35.875
1146	Sienna O'BRIEN	T1			8.750	8.700	9.050	9.250	35.750
1147	Poppy COLLINS	T1			8.650	8.625	9.300	9.000	35.575
1150	Isabella MAKRIS	T1			8.650	9.325	8.375	9.200	35.550
1145	Hayley AZZOPARDI	T1			8.250	8.900	8.400	9.050	34.600
<u>Kingborough GymSport</u>									
1162	Claudia SAMPSON	T1			9.050	9.175	8.750	8.650	35.625
1158	Chloe SHORT	T1			8.300	9.150	8.700	8.575	34.725
1159	Amelia (Milly) LANG	T1			8.500	9.325	8.150	8.475	34.450
1160	Bethany CROWLEY	T1			8.750	8.350	8.725	8.575	34.400
1161	Jessica HAMPSON	T1			8.500	8.175	8.350	8.125	33.150
1157	Amelie BROWN	T1			8.050	8.075	8.075	8.325	32.525
<u>Launceston PCYC</u>									
1394	Eleanor RENTON	T1			8.850	8.625	8.100	8.950	34.525
1392	Eleanor IVERY	T1			8.900	7.775	8.700	8.350	33.725
1395	Rosie IRVING	T1			8.150	7.350	8.400	9.000	32.900
1393	Isabella FINNIGAN	T1			8.300	_____	8.250	8.300	24.850
<u>Lawnton Academy Gym</u>									
1188	Summa-Lee TREMAYNE	T1			9.100	9.000	9.375	9.450	36.925
1184	Iona TAYLOR	T1			8.750	9.275	9.375	9.350	36.750
1187	Hannah EIBY	T1			8.800	8.900	9.500	9.500	36.700
1185	Mia FANNING	T1			8.950	9.200	9.400	9.100	36.650
1186	Layla BAIRD	T1			8.450	9.325	9.625	9.050	36.450
1183	Lucy CAPSTICK	T1			8.900	7.975	9.150	9.325	35.350

WAG National Clubs 2018 L6 Day 1

Scores

Women / 6
Session: All

Sep 30 - Oct 7, 2018





Num	Name	Team							AA
		#1	#2	#3					
<u>Manly Warringah Gym</u>									
1211	India WOOD	T1			8.650	8.975	9.100	8.950	35.675
1212	Millie AXFORD	T1			8.250	9.100	8.950	8.800	35.100
1214	Imogen SCHUITEMAKER	T1			8.150	9.225	8.525	8.900	34.800
1209	Emma MORRIS	T1			8.600	8.200	8.950	8.775	34.525
1210	Jahla FRAZER	T1			8.050	9.150	8.375	8.575	34.150
1213	Louella MOUJALLI	T1			—	9.075	9.000	—	18.075
<u>Maroochy Beach Gym</u>									
1241	Anna COLLINS	T1			8.550	8.950	9.325	9.400	36.225
1239	Bridget HARVEY	T1			8.800	8.350	9.050	9.225	35.425
1238	Ella WILSON	T1			8.700	8.050	9.100	8.650	34.500
<u>MLC Gymnastics</u>									
1265	Krystal TRINH	T1			8.850	8.775	9.275	9.550	36.450
1266	Keira GEARY	T1			8.650	9.125	9.250	8.950	35.975
1262	Hanna GRAHAM	T1			8.950	8.925	8.875	9.100	35.850
1264	Alanna TURNER	T1			9.150	8.975	8.725	9.000	35.850
1263	Lara SJOBLUM	T1			8.000	8.875	9.050	9.200	35.125
1261	Amelia NAKOS	T1			8.000	9.025	8.500	9.150	34.675
<u>MYC Gymnastics</u>									
1307	Kennedy EDWARDS	T1			8.550	9.250	8.800	9.325	35.925
1305	Eva JENKINS	T1			8.750	8.600	9.350	9.150	35.850
1306	Lilah MC DOWELL	T1			8.250	8.750	7.800	8.650	33.450
<u>Niddrie Gym Club</u>									
1336	Brooke MARSLAND	AQ			8.600	9.050	8.875	8.825	35.350
1333	Sophie KUKULJAN	WHI			8.900	8.575	8.725	9.000	35.200
1341	Kirsten MARAYAG	WHI			9.000	8.200	8.725	9.250	35.175
1337	Georgina BELL	AQ			8.800	8.350	8.675	8.550	34.375
1335	Madeleine MOODY	WHI			8.550	7.425	9.100	9.025	34.100
1334	Taneisha CARUSO	WHI			8.400	8.225	8.925	8.350	33.900
1339	Charlotte WEIR	WHI			8.650	7.850	8.475	8.825	33.800
1332	Sophy BARNES	AQ			7.600	8.075	9.100	8.875	33.650
1340	Larissa PAPADEA	WHI			8.300	7.450	7.900	8.650	32.300
1338	Demi SIMOS	AQ			8.000	6.700	8.350	8.650	31.700
<u>Phoenix Academy Gym</u>									
1407	Rileigh GRIFFIN	T1			8.550	8.225	8.600	8.975	34.350
1405	Savannah HOLLAND-KEEN	T1			8.400	7.600	8.975	8.925	33.900
1406	Tanja STREETER	T1			8.450	7.300	8.900	8.800	33.450
1408	Sienna ALBERTIRI	T1			8.250	8.325	7.700	8.925	33.200

WAG National Clubs 2018 L6 Day 1

Scores

Women / 6
Session: All

Sep 30 - Oct 7, 2018





Num	Name	Team							AA
		#1	#2	#3					
<u>PLC Sydney</u>									
1415	Ellie COLE	T1			8.750	8.800	9.200	9.075	35.825
1418	Angelina FOLEY	T1			8.550	8.425	8.900	8.775	34.650
1416	Fuman CHANDLER	T1			8.450	8.475	8.700	8.750	34.375
1417	Emily CHRONIS	T1			8.150	8.725	8.150	8.800	33.825
1414	Claudia PICKETT	T1			8.500	7.825	7.125	8.675	32.125
<u>Premier Gymnastics</u>									
1441	Taylor ANTEL	T1			9.200	9.325	9.575	8.875	36.975
1438	Lilly CAUNTER	T1			9.150	9.375	8.975	9.375	36.875
1439	Erin MANSUL	T1			9.200	9.300	9.225	8.900	36.625
1437	Abby MILNER	T1			9.250	8.775	9.325	9.125	36.475
1436	Ruby WALKER	T1			9.550	8.675	9.000	9.225	36.450
1440	Mila HENDRA	T1			8.650	8.875	9.325	9.375	36.225
<u>Pymble Ladies</u>									
1456	Amali HILTON	T1			9.000	8.825	9.175	8.800	35.800
1455	Jasmine CHADY	T1			8.900	8.225	9.050	9.125	35.300
1457	Sabrina MULHEARN	T1			8.550	8.825	8.850	8.800	35.025
1458	Lucy CLARK	T1			8.750	8.500	8.950	8.450	34.650
1453	Grace MACDONALD	T1			8.700	8.425	8.750	8.700	34.575
1454	Sivi THOMAS	T1			8.450	8.250	8.200	8.775	33.675
<u>Queenstown Gym</u>									
163	Evie LANGLEY				8.400	8.675	9.075	9.050	35.200
<u>Southport Gymnastics</u>									
1490	Kate PETERSON	T1			9.550	9.200	9.150	9.400	37.300
1491	Rebecca WEBB	T1			9.700	8.825	9.175	8.950	36.650
1487	Luar BURT	T1			9.400	8.850	9.300	9.000	36.550
1488	Skye COLLIVER	T1			8.900	8.875	9.200	9.075	36.050
1489	Ruby COLLAR	T1			8.600	8.300	9.125	8.975	35.000
<u>Super Performance</u>									
1520	Madison GUINEA	T1			8.800	8.550	8.525	8.800	34.675
1517	Miele HERRERA	T1			8.950	7.675	8.450	9.150	34.225
1521	Jada THOMPSON	T1			___	7.950	8.950	9.175	26.075
1518	Karrin DONALDSON	T1			8.250	___	8.350	8.900	25.500
1519	Isabella WHITE	T1			7.750	8.000	8.950	___	24.700
1522	Amber WHITFORD	T1			8.750	7.200	___	8.550	24.500
<u>Swan Districts Gym</u>									
1525	Belle MONKLEY	T1			8.800	8.550	9.100	8.875	35.325

WAG National Clubs 2018 L6 Day 1

Scores

Women / 6
Session: All

Sep 30 - Oct 7, 2018

Num	Name	Team							AA
		#1	#2	#3					
Swan Districts Gym continued...									
1527	Ella BOOLER	T1			8.700	8.000	8.975	9.200	34.875
1528	Madison OREO	T1			8.600	8.075	8.400	8.850	33.925
1526	Emily MCGREEVEY	T1			—	8.000	8.200	—	16.200
Sydney Gym Centre									
1542	Sophie SEPPING	T1			9.000	8.625	9.575	9.725	36.925
1543	Chloe GAO	T1			8.650	8.950	9.400	9.625	36.625
1544	Kassidy BEERENS	T1			9.000	8.325	8.575	9.425	35.325
1545	Aleisha TRAN	T1			8.700	7.400	9.400	9.500	35.000
1547	Faith WU	T2			8.850	8.000	8.450	8.575	33.875
1549	Cleo GIEZEKAMP	T2			7.900	8.150	8.625	8.775	33.450
1546	Isabella WU	T2			8.300	6.700	8.700	8.875	32.575
1548	Rose LAZICH	T2			8.650	—	8.275	8.050	24.975
Sydney Olympic Park									
1566	Bethany HUNT	T1			9.100	8.825	9.375	9.275	36.575
1569	Annabel HARTMAN	T1			9.200	8.925	8.325	9.425	35.875
1568	Georgia PHILLIPS	T1			9.100	8.600	8.800	8.850	35.350
1567	Lucy FINCH	T1			8.550	8.725	8.600	9.000	34.875
1565	Shankalita ROZARIO	T1			8.650	8.950	7.650	9.200	34.450
Sydney West Gym									
1737	Jamayka MANU	T2			9.550	8.900	8.750	9.125	36.325
1738	Eloise VALITUTTI	T2			9.000	8.775	9.325	9.150	36.250
1739	Deborah Andrade PAEZ	T2			9.000	8.550	9.325	9.025	35.900
1746	Savannah LEAL	T1			8.450	8.225	9.225	9.625	35.525
1735	Mila DRAGELJEVIC	T2			8.350	8.900	8.975	9.100	35.325
1740	Amelie SPINER	T2			8.300	8.500	9.300	9.200	35.300
1743	Lily DRYSDALE	T1			8.400	8.275	9.250	9.200	35.125
1742	Biblina SHAMUEL	T1			8.300	7.825	9.200	9.475	34.800
1741	Pauline GIBBE	T1			8.250	8.275	9.075	8.975	34.575
1736	Chloe TATE	T2			7.850	7.750	9.000	8.975	33.575
1745	Jordan GRBAC	T1			8.500	6.575	8.875	9.450	33.400
1744	Monique TURNER	T1			7.950	7.850	9.125	8.400	33.325
Tamworth Gymnastics									
1580	Tori MONAGHAN	T1			9.300	8.975	8.750	9.125	36.150
1578	Georgia GOODWIN	T1			9.050	8.925	8.550	9.075	35.600
1579	Sapphire KUCZER	T1			8.400	9.250	8.850	9.000	35.500





WAG National Clubs 2018 L6 Day 1

Page: 8
Printed: 10/3/2018 8:43:30 PM

Scores

Women / 6
Session: All

Sep 30 - Oct 7, 2018

Num	Name	Team							AA
		#1	#2	#3					
<u>Tea Tree Gully Gym</u>									
1600	Dana GLASSON	T1			8.250	8.475	8.375	8.875	33.975
1601	Lillian MASON	T1			7.800	7.950	8.550	8.700	33.000
1602	Mikayla PARTICK	T1			8.000	7.200	8.325	8.400	31.925
<u>Territory Gymnastics</u>									
1617	Sheena FITZSIMMONS	T1			8.750	7.475	9.000	9.150	34.375
1619	Alysa HO	T1			8.100	8.300	8.725	8.925	34.050
1618	Samantha WAGHORN	T1			8.300	7.625	8.975	9.050	33.950
<u>Waverley Gymnastics</u>									
1644	Indianna GILSON	BLU			9.150	9.575	9.475	9.350	37.550
1646	Maddison BROWN	RED			8.500	8.900	9.350	9.475	36.225
1637	Lily ROMAN	BLU			8.750	9.250	9.175	9.000	36.175
1642	Leandra LEWIN	BLU			8.500	9.125	9.100	9.050	35.775
1641	Mikaela WILLIAMS	BLU			8.750	8.775	8.925	9.075	35.525
1638	Kludia CIUREJ	BLU			8.200	9.275	8.800	8.925	35.200
1640	Remi IBBETSON	RED			8.600	7.500	8.750	9.325	34.175
1645	Indiana IRELAND	RED			7.750	8.425	8.600	9.025	33.800
1643	Chloe KOUSIS	BLU			_____	8.350	8.350	8.950	25.650
<u>Western Districts</u>									
1675	Sophia HENDERSON	T1			8.800	8.950	8.800	8.725	35.275
1680	Jasmine MURRAY	T1			8.100	8.650	9.175	8.750	34.675
1676	Laura MORGAN	T2			8.350	8.525	8.850	8.825	34.550
1677	Stephanie GERBER	T2			8.300	8.675	8.650	8.475	34.100
1673	Chloe BURKE	T1			8.100	8.325	8.300	8.575	33.300
1670	Portia GRIFFITHS	T2			8.100	8.400	8.375	8.100	32.975
1679	Abbey CARTER	T1			8.350	7.125	8.175	9.000	32.650
1674	Zoe QUINN	T2			8.350	8.050	7.500	8.225	32.125
<u>Wide Bay Gymnastics</u>									
1694	Mia WRIGHT	T1			8.900	8.650	8.450	8.900	34.900
1696	Ariel MULLEN	T1			8.750	8.350	8.825	8.575	34.500
1695	Indi DOWER	T1			8.400	8.550	7.750	9.050	33.750
<u>Y West Gym Club</u>									
1722	Amelia MASON	T1			8.900	8.700	8.850	8.425	34.875
1723	Caitlin PLUTA	T1			8.750	8.675	8.500	8.350	34.275
1721	Claudia OLIVER	T1			7.850	9.150	8.175	8.250	33.425