





2019 WAG National Clubs L5 & 6 Day 2

Team Results L5 Sand Floor

Women / 5 / All Ages
Session: 28Y,29Y,30Y,31Y,32Y

Sep 20-29, 2019





| Rank | Gym | Team | Score |  |  |  |  |
|------|----------------------|------|----------------|---|---|---|---|
| 1 | 360 Gymnastics | T1 | 114.030 | 28.732 1 | 28.749 3 | 28.116 3 | 28.433 2 |
| 2 | MLC Gymnastics | T1 | 113.981 | 27.833 11 | 29.133 1 | 28.616 1 | 28.399 3 |
| 3 | Delta Gym Brisbane | T1 | 113.797 | 28.366 4 | 28.832 2 | 28.466 2 | 28.133 6 |
| 4 | Waverley Gymnastics | RED | 113.180 | 28.333 5 | 28.315 6 | 28.016 5 | 28.516 1 |
| 5 | Varsity Lakes | T1 | 112.912 | 28.599 2 | 28.549 4 | 27.615 9 | 28.149 5 |
| 6 | Southern Canberra | T1 | 112.146 | 28.233 6 | 28.432 5 | 28.082 4 | 27.399 13 |
| 7 | Southport Gymnastics | T1 | 112.012 | 28.065 8 | 27.999 11 | 27.949 6 | 27.999 7 |
| 8 | Manly Warringah Gym | T1 | 110.997 | 27.032 19 | 27.733 13 | 27.899 7 | 28.333 4 |
| 9 | Lawnton Academy Gym | T1 | 110.779 | 27.233 15 | 28.298 7 | 27.565 11 | 27.683 9 |
| 10 | Splitz Gym | T1 | 110.479 | 27.999 9T | 27.382 16 | 27.599 10 | 27.499 12 |
| 11 | Varsity Lakes | T2 | 110.347 | 28.466 3 | 27.649 14 | 27.266 14 | 26.966 17 |
| 12 | North Narrabeen | T1 | 110.312 | 26.866 20 | 28.149 9 | 27.715 8 | 27.582 10 |
| 13 | Gladstone Gymnastics | T1 | 110.264 | 27.999 9T | 27.516 15 | 27.249 15 | 27.500 11 |
| 14 | Premier Gymnastics | T1 | 110.163 | 27.832 12 | 28.283 8 | 27.132 16 | 26.916 18 |
| 15 | Waverley Gymnastics | BLU | 110.078 | 27.465 14 | 28.116 10 | 27.399 13 | 27.098 16 |
| 16 | Cheltenham Youth | T1 | 109.246 | 27.766 13 | 26.982 19 | 26.732 19 | 27.766 8 |
| 17 | Premier Gymnastics | T2 | 109.130 | 27.066 17 | 27.232 17 | 27.466 12 | 27.366 14 |
| 18 | 360 Gymnastics | T2 | 108.729 | 28.199 7 | 27.049 18 | 26.915 18 | 26.566 19 |

2019 WAG National Clubs L5 & 6 Day 2

Team Results L5 Sand Day 2

Women / 5 / All Ages
Session: 28Y,29Y,30Y,31Y,32Y

Sep 20-29, 2019





| Rank | Gym | Team | Score |  |  |  |  |
|------|---------------------|------|----------------|---|---|---|---|
| 19 | Sydney Gym Centre | T1 | 108.080 | 27.166 16 | 26.766 20 | 26.932 17 | 27.216 15 |
| 20 | Southern Canberra | T2 | 107.043 | 27.065 18 | 27.948 12 | 26.465 20 | 25.565 21 |
| 21 | Sydney Olympic Park | T1 | 104.329 | 26.333 21 | 25.982 21 | 26.365 21 | 25.649 20 |

2019 WAG National Clubs L5 & 6 Day 2

Team Results L5 Surf Day 2

Women / 5 / All Ages
Session: 28B,29B,30B,31B,32B

Sep 20-29, 2019





| Gym | Team | Score |  |  |  |  |
|----------------------|------|----------------|---|---|---|---|
| Enrg Gymnastics | T1 | 109.981 | 27.250 | 28.316 | 27.249 | 27.166 |
| Maroochy Beach Gym | T1 | 109.447 | 27.150 | 28.149 | 27.482 | 26.666 |
| Gold Coast Gym | T1 | 109.363 | 27.250 | 27.799 | 27.366 | 26.948 |
| Barron Valley Gym | T1 | 109.014 | 26.950 | 28.482 | 27.199 | 26.383 |
| Eastern Gymnastics | T1 | 108.797 | 27.500 | 27.548 | 27.466 | 26.283 |
| Northern Districts | T1 | 108.498 | 26.900 | 27.716 | 27.000 | 26.882 |
| Kingborough GymSport | T1 | 108.297 | 27.350 | 27.983 | 27.182 | 25.782 |
| Super Performance | T1 | 108.230 | 27.350 | 27.582 | 27.449 | 25.849 |
| Canberra City Gym | T1 | 107.781 | 26.950 | 27.300 | 26.682 | 26.849 |
| Western Districts | T1 | 107.497 | 27.000 | 27.449 | 26.816 | 26.232 |
| Coffs Coast Gym | T1 | 107.113 | 26.450 | 27.582 | 26.732 | 26.349 |
| PLC Sydney | T2 | 106.563 | 26.700 | 26.832 | 27.265 | 25.766 |
| Chamford Gymnastics | T1 | 106.548 | 26.350 | 27.250 | 27.049 | 25.899 |
| Splitz Gym | T2 | 106.114 | 26.800 | 26.399 | 26.883 | 26.032 |
| BTYC Gymnastics | T1 | 106.113 | 27.250 | 27.115 | 25.983 | 25.765 |
| Eastern Gymnastics | T2 | 105.796 | 26.250 | 27.049 | 26.999 | 25.498 |
| PLC Sydney | T1 | 105.332 | 26.750 | 26.566 | 26.066 | 25.950 |
| Maroochy Beach Gym | T2 | 104.480 | 25.950 | 27.165 | 26.182 | 25.183 |
| Bunnerong Gym | T1 | 104.231 | 26.650 | 26.950 | 25.982 | 24.649 |
| PIT Gymnastics | T1 | 103.197 | 26.550 | 26.666 | 25.582 | 24.399 |

2019 WAG National Clubs L5 & 6 Day 2

Team Results L5 Hinterland Day 2

Women / 5 / All Ages
Session: 28G,29G,30G,31G,32G

Sep 20-29, 2019

| Gym | Team | Score |  |  |  |  |
|----------------------|------|----------------|---|---|---|---|
| Hobart PCYC | T1 | 107.290 | 25.700 | 27.575 | 27.332 | 26.683 |
| Hobart Gym Academy | T1 | 107.164 | 28.666 | 26.650 | 26.149 | 25.699 |
| Inner West Gym | T1 | 107.030 | 28.566 | 26.350 | 26.282 | 25.832 |
| Move It Gymnastics | T1 | 106.872 | 27.632 | 27.125 | 26.416 | 25.699 |
| Active Gymnastics | T1 | 106.854 | 26.266 | 27.975 | 26.365 | 26.248 |
| Caboolture PCYC | T1 | 106.622 | 27.766 | 26.775 | 25.766 | 26.315 |
| Pulse Gymnastics | T1 | 106.371 | 27.632 | 27.425 | 25.616 | 25.698 |
| High Flyers | T1 | 106.097 | 27.999 | 26.250 | 25.199 | 26.649 |
| Pymble Ladies | T1 | 105.471 | 26.332 | 26.775 | 27.082 | 25.282 |
| Macarthur Gymnastic | T1 | 105.180 | 28.366 | 25.850 | 25.466 | 25.498 |
| BTYC Gymnastics | T2 | 103.672 | 26.032 | 26.025 | 24.949 | 26.666 |
| Bunnerong Gym | T2 | 102.956 | 25.866 | 25.975 | 26.366 | 24.749 |
| Sydney Gym Centre | T2 | 102.822 | 25.233 | 25.925 | 25.415 | 26.249 |
| Gladstone Gymnastics | T2 | 102.379 | 26.632 | 25.582 | 25.616 | 24.549 |
| Mareeba Gymnastics | T1 | 102.205 | 27.466 | 24.825 | 24.548 | 25.366 |
| Geelong YMCA | T1 | 101.822 | 25.866 | 25.825 | 24.816 | 25.315 |
| Infinity Gym Sports | T1 | 101.672 | 25.698 | 24.725 | 26.183 | 25.066 |
| Territory Gymnastics | T1 | 101.505 | 26.833 | 24.975 | 24.832 | 24.865 |
| Woden Valley Gym | T1 | 101.314 | 24.732 | 26.000 | 25.249 | 25.333 |
| Gungahlin Gymnastics | T1 | 100.581 | 26.300 | 23.300 | 25.565 | 25.416 |
| Inner West Gym | T2 | 97.905 | 25.198 | 23.325 | 25.266 | 24.116 |
| Contemporary Gym | T1 | 97.372 | 25.765 | 22.775 | 24.016 | 24.816 |