





WAG National Clubs 2018 L5 Day 2

Team Results Purple L5

Women / 5

Sep 30 - Oct 7, 2018

Session: 1Pu,2Pu,3Pu,4Pu,5Pu

Rank	Gym	Team	Score				
1	Y West Gym Club	T1	110.200	28.700	26.575	27.400	27.525
2	Icon Gymsports	T1	109.900	27.900	26.800	27.800	27.400
3	High Flyers	T1	109.575	27.850	26.500	27.650	27.575
4	Jets Gym Gisborne	T1	109.400	27.250	26.625	27.975	27.550
5	Manly Warringah Gym	T1	109.125	27.450	26.925	27.350	27.400
6	MLC Gymnastics	T1	109.000	27.000	26.600	28.025	27.375
7	Lawnton Academy Gym	T2	108.275	27.800	26.475	26.750	27.250
8	Niddrie Gym Club	AQU	108.075	27.100	26.725	27.325	26.925
9T	Gold Coast Gym	T1	107.850	26.700	25.775	28.050	27.325
9T	MYC Gymnastics	T1	107.850	26.150	27.075	27.300	27.325
11	Active Gymnastics	T1	107.775	27.600	25.300	27.125	27.750
12	Blackert Gymnastics	T2	107.450	26.200	26.775	27.050	27.425
13T	North Narrabeen	T2	107.325	27.450	25.750	26.800	27.325
13T	Pymble Ladies	T1	107.325	27.400	25.950	26.775	27.200
13T	Western Districts	T1	107.325	26.950	26.975	26.125	27.275
16	Tamworth Gymnastics	PUR	106.725	28.800	25.125	26.475	26.325
17	Dynamic Gymnastics	T1	106.275	27.150	25.350	26.425	27.350
18	Geelong YMCA	T1	105.825	26.500	25.500	26.800	27.025
19	Icon Gymsports	T2	105.575	27.450	25.650	26.600	25.875
20	Waverley Gymnastics	T2	104.375	26.300	24.425	26.450	27.200
21	Launceston PCYC	T1	103.775	26.200	25.450	26.425	25.700

WAG National Clubs 2018 L5 Day 2

Page: 1
Printed: 10/1/2018 7:23 PM

Team Results Green L5

Women / 5

Sep 30 - Oct 7, 2018

Session: 1Gr,2Gr,3Gr,4Gr,5Gr





Rank	Gym	Team	Score				
1	Hobart Gym Academy	T1	107.550	27.700	27.000	26.200	26.650
2	Territory Gymnastics	PUR	106.725	27.400	26.050	26.675	26.600
3	Move It Gymnastics	T1	106.175	26.750	25.375	27.625	26.425
4	Hobart PCYC	T1	105.575	25.950	25.925	26.900	26.800
5T	Albany Creek Gym	T1	105.350	26.750	25.275	26.175	27.150
5T	Y West Gym Club	T2	105.350	26.450	25.600	26.525	26.775
7	Super Performance	T1	105.100	25.700	25.325	27.350	26.725
8	PCYC Caboolture	A	104.850	27.200	25.525	25.925	26.200
9	Tea Tree Gully Gym	T1	104.525	26.350	26.275	25.675	26.225
10	BTYC Gymnastics	T1	104.250	26.550	25.550	26.425	25.725
11	Phoenix Academy Gym	T1	104.225	27.450	24.575	25.875	26.325
12	Sydney Gym Centre	T2	103.800	26.100	24.650	26.475	26.575
13	Sydney Olympic Park	T1	103.650	25.650	25.200	26.000	26.800
14	Niddrie Gym Club	WHI	103.550	24.800	25.125	26.550	27.075
15	Darwin Gym Club	T1	102.775	26.150	24.400	26.000	26.225
16	Woden Valley Gym	T1	102.175	25.300	24.525	25.600	26.750
17	PCYC Caboolture	B	101.675	26.850	24.500	24.325	26.000
18	Queenstown Gym	T1	99.000	24.750	25.000	24.575	24.675
19	Dynamic Gymnastics	T2	97.075	26.950	22.750	23.650	23.725
20	Sydney Gym Centre	T1	97.025	24.800	21.800	24.950	25.475
21	Territory Gymnastics	SIL	90.325	15.950	23.025	25.875	25.475
22	Darwin Gym Club	T2	89.375	23.900	20.075	23.175	22.225

WAG National Clubs 2018 L5 Day 2

Scores

Women / 5
Session: All

Sep 30 - Oct 7, 2018

Num	Name	Team							AA
		#1	#2	#3					
<u>360 Gymnastics</u>									
728	Zoe BERGHAN	GRE	9.500	9.575	9.300	9.550	37.925		
724	Isla BROWN	GRE	9.100	9.525	9.500	9.450	37.575		
731	Caylia GIMBER	GRE	9.450	9.275	9.375	9.400	37.500		
730	Sarah IRVING	GRE	9.100	9.325	9.475	9.475	37.375		
727	Kelis DAVIES	GRE	9.700	9.425	8.825	9.350	37.300		
726	Ninka HILFSTEIN	GRE	9.200	9.300	9.325	9.175	37.000		
734	Isabella WHITE	PIN	8.750	8.775	9.000	9.150	35.675		
735	Jennifer OLIVIER	PIN	8.950	8.975	8.900	8.800	35.625		
733	Milena SMALL	PIN	8.550	8.650	8.925	9.025	35.150		
732	Caitlyn MCSHANE	PIN	8.750	8.600	8.875	8.800	35.025		
725	Tais PARRY	PIN	7.950	8.450	8.700	8.775	33.875		
<u>Active Gymnastics</u>									
742	Amani MUJATI	T1	9.400	8.175	9.200	9.400	36.175		
743	Alexis PEACOCK	T1	9.150	8.400	8.750	9.200	35.500		
741	Carys POWELL	T1	9.050	8.175	8.850	9.150	35.225		
744	Georgia STEWART	T1	8.600	8.725	8.925	8.900	35.150		
745	Matilda O'MALLEY	T1	8.650	7.650	9.000	9.050	34.350		
<u>Albany Creek Gym</u>									
768	Cleo DAVIS	T1	8.500	8.850	8.925	9.175	35.450		
769	Hailey THOMSON-HOLLAND	T1	9.250	8.425	8.725	8.675	35.075		
767	Adeline TAN	T1	8.900	7.950	8.525	9.250	34.625		
770	Evie ANDREWS	T1	8.600	8.000	8.275	8.725	33.600		
<u>Allstar Gym Academy</u>									
786	Leah CASS	T1	9.200	9.325	9.200	9.325	37.050		
787	Gemma ASPROMOURGOS	T1	9.450	9.150	9.125	9.200	36.925		
783	Taylah WHITEMAN	T1	9.500	8.875	8.900	8.400	35.675		
785	Libby GOULDING	T1	9.150	8.875	8.450	8.975	35.450		
784	Leah PRICE	T1	8.450	8.450	9.125	9.050	35.075		
782	Natasha SCAMP	T1	9.000	8.075	8.675	8.975	34.725		
<u>Barron Valley Gym</u>									
810	Layla GANDER	T1	9.200	8.325	8.925	9.225	35.675		
811	Tilly BROOKS	T1	8.800	9.025	8.975	8.875	35.675		
818	Isabella TURNER	T1	8.850	8.275	9.125	9.150	35.400		
819	Josie DAVIDSON	T1	8.150	8.225	9.025	9.025	34.425		
812	Grace KELLY	T1	8.200	8.025	8.800	9.225	34.250		
817	Aisha CLARK	T1	—	8.200	8.875	9.425	26.500		





WAG National Clubs 2018 L5 Day 2

Page: 2
Printed: 10/3/2018 7:37 PM

Scores

Women / 5
Session: All

Sep 30 - Oct 7, 2018





Num	Name	Team							AA
		#1	#2	#3					
<u>Blackert Gymnastics</u>									
841	Jemima KELLET	T1			9.550	9.025	9.275	9.325	37.175
836	Olivia MICHILIS	T1			9.200	9.200	9.175	9.225	36.800
843	Layne WILKINS	T2			8.850	8.775	9.025	9.125	35.775
835	Lara HORVATH	T1			9.100	8.925	8.475	9.050	35.550
840	Claire FITZGIBBON	T2			8.550	8.900	8.875	9.200	35.525
837	Mia LIESCHKE	T2			8.650	8.775	9.050	8.750	35.225
833	Hayley MCDONALD	T2			7.850	9.100	8.975	9.100	35.025
838	Aditi KHAREL	T1			9.250	8.550	8.150	8.975	34.925
834	Thia TRUONG	T1			9.000	8.025	8.575	9.275	34.875
839	Norah HOLLAND	T2			8.700	8.450	8.450	9.050	34.650
842	Charlotte FELL	T2			8.400	8.175	8.750	8.600	33.925
844	Jessica FELL	T1			9.100	8.975	9.300	0.000	27.375
<u>BTYC Gymnastics</u>									
857	Allyce STURGE	T1			9.450	8.925	9.150	8.800	36.325
855	Tamara BRATOVIC	T1			9.000	8.225	8.625	8.750	34.600
856	Samyue LAM	T1			8.100	8.400	8.200	8.075	32.775
854	Sally TWIDALE	T1			7.750	7.625	8.650	8.175	32.200
<u>Canberra City Gym</u>									
871	Mia KELLY	T1			9.300	9.600	8.575	9.400	36.875
870	Mellae FABER	T1			8.800	8.825	9.225	9.275	36.125
868	Eliza KELLY	T1			9.150	8.425	9.025	9.150	35.750
872	Lily MCGREGOR	T1			8.600	8.600	9.150	9.250	35.600
869	Annabel PRATT	T1			8.350	7.975	8.400	9.025	33.750
<u>Chamford Gymnastics</u>									
892	Zara SUBASI	T1			9.450	8.775	8.625	9.325	36.175
893	Abby TINKLER	T1			9.150	8.625	9.125	9.175	36.075
894	Alex TANG	T1			8.950	8.650	8.825	9.050	35.475
901	Ava BROOKS	T1			8.700	8.825	8.475	9.025	35.025
903	Zara WILLIAMS	T1			8.200	7.925	9.025	9.025	34.175
902	Ava HAHN	T1			9.100	8.600	8.575	0.000	26.275
<u>Coffs Coast Gym</u>									
924	Asha STAGG	T1			9.350	8.725	9.350	9.525	36.950
922	Marli GREEN	T1			9.350	8.800	9.175	9.075	36.400
925	Demi MARTIN	T1			9.200	8.550	9.250	9.050	36.050
927	Shayla WEBB	T1			9.250	8.625	8.675	9.175	35.725
926	Charli HODGSON	T1			8.700	8.575	8.650	9.250	35.175
923	Mikaela FLICK	T1			8.000	8.800	8.800	8.675	34.275

WAG National Clubs 2018 L5 Day 2

Scores

Sep 30 - Oct 7, 2018

Women / 5
Session: All





Num	Name	Team							AA
		#1	#2	#3					
<u>Darwin Gym Club</u>									
937	Abbie COOKE	T1			8.950	8.800	8.925	9.125	35.800
938	Becky BUTLER	T1			8.850	8.000	8.325	7.750	32.925
943	Tara CHISHOLM	T2			8.700	8.050	7.925	8.200	32.875
939	Indigo HEFLER	T1			8.150	7.325	8.700	8.675	32.850
936	Jorja WACHTEL	T1			7.900	7.600	8.375	8.425	32.300
935	Jorja GOODY	T1			8.350	7.225	8.100	8.325	32.000
941	Jemma BOWERING	T2			8.000	6.525	7.625	7.200	29.350
940	Emily HORDER	T2			7.200	5.500	7.625	6.825	27.150
<u>Delta Gym Brisbane</u>									
959	Eleanor MYERS	T1			9.600	9.800	9.500	9.625	38.525
961	Miller ENDERS	T1			9.500	9.650	9.600	9.600	38.350
960	Madison JONES	T1			9.700	9.550	9.200	9.575	38.025
958	Chloe CHAMBERS	T1			9.550	9.300	9.450	9.475	37.775
962	Miranda ZULIJAN	T1			9.000	9.550	9.325	9.275	37.150
963	Mackenzie CORKIN	T1			8.900	9.225	8.800	9.275	36.200
<u>Dynamic Gymnastics</u>									
998	Madison NGUYEN	T1			9.050	8.350	9.250	9.075	35.725
999	Lara PARIS-HEWITT	T1			9.300	8.175	8.375	9.200	35.050
993	Mackenzie MILLER	T1			8.800	8.400	8.575	8.675	34.450
997	Maelie LEONIE WIERENGA	T1			8.400	8.100	8.600	9.075	34.175
994	Mya SAUMI	T1			8.700	8.600	7.925	8.575	33.800
996	Lucena LAROSA	T1			7.800	8.000	8.500	8.900	33.200
995	Alana EVANS	T2			9.450	7.925	7.725	8.025	33.125
991	Georgia RUTH	T2			8.550	7.700	8.425	7.700	32.375
992	Anela SUICA	T2			8.950	7.125	7.500	8.000	31.575
<u>Geelong YMCA</u>									
1024	Alisha PIANTO	T1			9.450	8.875	8.500	8.700	35.525
1023	Amy LUKETIC	T1			8.500	8.175	9.050	8.775	34.500
1021	Gracie MCCONNELL	T1			8.350	8.325	8.625	9.125	34.425
1762	Zahra MCCOLL	T1			8.350	8.275	8.850	8.925	34.400
1025	Jemma MALE	T1			8.550	8.300	8.900	8.550	34.300
1022	Erin ROBERTSON	T1			8.300	7.725	8.575	8.975	33.575
<u>Gold Coast Gym</u>									
1046	Charlotte WORMALD	T1			9.350	8.525	9.450	8.975	36.300
1045	Jessica TURBILL	T1			8.950	8.675	9.025	9.125	35.775
1043	Makayla BEST	T1			8.400	8.575	9.350	9.150	35.475
1044	Zara JAMES	T1			8.050	7.500	9.250	9.050	33.850

WAG National Clubs 2018 L5 Day 2

Scores

Women / 5
Session: All

Sep 30 - Oct 7, 2018

Num	Name	Team							AA
		#1	#2	#3					
High Flyers									
1075	Daisy BRAYSHAW	T1			9.250	9.125	9.150	9.300	36.825
1078	Anna POWELL	T1			9.400	8.600	9.000	8.900	35.900
1077	Anya DALGLISH	T1			9.200	8.650	8.950	8.900	35.700
1754	Mia AQUINO	T1			9.150	8.600	9.125	8.700	35.575
1076	Isla BUNN	T1			8.400	8.725	9.300	9.075	35.500
1074	Elissa ROBERTSON	T1			8.650	8.375	9.200	9.200	35.425
Hobart Gym Academy									
1080	Hannah CORNER	T1			9.600	9.075	8.975	9.150	36.800
1081	Zoe GRAY	T1			9.500	8.825	8.625	8.975	35.925
1082	Lea KRAUSE	T1			8.600	9.100	8.600	8.525	34.825
Hobart PCYC									
1079	Lilly GODFREY	T1			9.200	8.700	9.150	9.300	36.350
1090	Jaime VISENTIN	T1			8.350	8.300	8.675	8.525	33.850
1088	Scarlett HUGHES	T1			8.400	8.100	8.300	8.550	33.350
1089	Stella CRANEFIELD	T1			7.100	8.500	8.875	8.775	33.250
1086	Isabelle IRVING	T1			7.750	8.300	7.900	8.700	32.650
1087	Zola CASE-BOAG	T1			___	8.725	8.875	8.725	26.325
Icon Gymsports									
1095	Keira SMITH	T1			9.150	8.775	9.475	8.850	36.250
1098	Eliza BURR	T1			8.500	8.875	9.250	9.125	35.750
1102	Kayla Mia LEVIN	T2			9.100	8.625	9.275	8.575	35.575
1101	Jessica GRUMMETT	T2			9.250	8.625	8.575	8.825	35.275
1093	Gabriella IMAD	T1			9.150	8.375	8.550	9.175	35.250
1094	Jemma VAUGHN	T1			8.450	8.550	9.075	8.975	35.050
1097	Hannah ANGUS	T1			7.500	9.150	8.925	9.100	34.675
1099	Sofia LUDUENA	T1			9.600	8.300	8.150	8.550	34.600
1100	Lily EDWARDS	T2			8.250	8.400	8.750	8.425	33.825
1096	Sophie PERRETT	T2			9.100	8.025	8.200	8.475	33.800
Infinity Gym Sports									
1119	Alisa CROTTY	T1			9.150	8.725	9.225	9.575	36.675
1111	Eva GREENWELL	T1			8.650	8.875	9.125	9.550	36.200
1118	Tyla CROTTY	T1			8.850	8.625	8.850	9.425	35.750
1115	Charlotte DENNEY	T1			8.700	8.575	9.125	9.100	35.500
1114	Bella ISENEGGER	T1			8.150	8.875	8.825	9.325	35.175
1116	Olivia WRAY	T1			8.650	8.700	8.375	9.375	35.100





WAG National Clubs 2018 L5 Day 2

Page: 5
Printed: 10/3/2018 7:37 PM

Scores

Women / 5
Session: All

Sep 30 - Oct 7, 2018

Num	Name	Team							AA
		#1	#2	#3					
<u>Jets Gym Gisborne</u>									
1142	Sophie CLUNE	T1			9.200	8.700	9.450	9.250	36.600
1010	Zoe LILLEY	T1			8.750	9.075	9.225	9.400	36.450
1143	Ruby SIMMONS	T1			9.300	8.850	9.300	8.875	36.325
1144	Millie YOUNG	T1			8.600	8.500	8.800	8.900	34.800
<u>Kingborough GymSport</u>									
1154	Kirsten BERKHOUT	T1			9.600	8.850	8.975	9.075	36.500
1151	Lourdass GAVAGHAN	T1			10.000	8.275	8.600	9.075	35.950
1153	Ambilly MILEY	T1			8.900	9.050	8.725	9.225	35.900
1156	Tayla CRACK	T1			8.650	9.275	8.750	9.175	35.850
1155	Thea DOBIE	T1			8.650	9.425	8.300	9.075	35.450
1152	Cerys PHILLIPS	T1			8.500	8.675	8.800	8.475	34.450
<u>Launceston PCYC</u>									
1391	Eva LACK	T1			9.100	8.725	8.625	8.525	34.975
1389	Caitlin BUTLER	T1			8.400	8.300	8.950	8.625	34.275
1390	Amy BARDEN	T1			7.950	8.300	8.850	8.550	33.650
1387	Imogen BAIRD	T1			8.500	8.425	7.725	8.300	32.950
1388	Isabelle FARQUHAR	T1			8.600	7.700	0.000	8.350	24.650
<u>Lawnton Academy Gym</u>									
1178	Lana VON OW	T1			9.600	9.550	9.525	9.475	38.150
1175	Harmony LAKATOS	T1			9.050	9.450	9.125	9.200	36.825
1174	Jada MCMULLEN	T1			8.900	9.225	9.300	9.250	36.675
1180	Ella DINGLE	T1			9.050	9.350	8.900	9.175	36.475
1177	Maika TARDY	T2			9.450	8.500	8.925	9.150	36.025
1182	Delta BRAND	T2			9.000	8.900	8.925	8.725	35.550
1181	Zaira FARRUGIA	T2			9.350	8.925	8.425	8.800	35.500
1179	Georgia ELDER	T2			8.550	8.650	8.900	8.950	35.050
1176	Bianca PRILJA	T2			8.700	8.350	7.875	9.150	34.075
<u>Manly Warringah Gym</u>									
1207	Lukina LU	T1			9.200	9.175	9.300	9.450	37.125
1203	Charlotte BARRETT	T1			9.250	9.050	9.225	8.975	36.500
1204	Chloe CAMERON	T1			9.000	8.700	8.825	8.975	35.500
1208	Matilda TRISIC	T1			8.900	8.100	8.400	8.250	33.650
1205	Madison LEE	T1			8.350	7.350	8.700	8.900	33.300
<u>Maroochy Beach Gym</u>									
1228	Alyssa SARKISSIAN	T1			9.900	9.450	9.475	9.600	38.425
1231	Ahlia WILLIAMSON	T1			9.100	8.450	9.100	9.175	35.825
1237	Holly THURGOOD	T1			9.250	8.100	9.300	9.125	35.775





WAG National Clubs 2018 L5 Day 2

Page: 6
Printed: 10/3/2018 7:37 PM

Scores

Women / 5
Session: All

Sep 30 - Oct 7, 2018

Num	Name	Team							AA
		#1	#2	#3					
<u>Maroochy Beach Gym</u> continued...									
1229	Ella BARRIE	T2			9.100	8.150	9.325	9.075	35.650
1232	Tahlia SHIELDS	T1			9.100	8.450	8.975	9.075	35.600
1230	Grace AUSTIN-GARDNER	T2			8.900	8.525	9.050	9.000	35.475
1233	Isla WADDY	T1			8.700	8.875	8.650	9.100	35.325
1236	Piper HARBOE	T2			9.200	8.050	8.725	8.975	34.950
1234	Sissy JOWETT	T2			8.650	8.300	8.475	8.875	34.300
1235	Amalie BROWN	T2			8.100	8.375	8.850	8.800	34.125
<u>MLC Gymnastics</u>									
1259	Lulu SPINKS	T1			9.100	9.025	9.475	9.250	36.850
1260	Abigail HUANG	T1			8.550	8.800	9.300	9.000	35.650
1257	Liliana DAL SASSO	T1			9.100	8.700	8.525	9.025	35.350
1258	Charlotte POLE	T1			8.400	8.575	9.250	9.100	35.325
1256	Harriet SPIDEN	T1			8.800	8.750	9.200	8.550	35.300
1255	Annabel FEENEY	T1			8.250	8.775	8.525	8.800	34.350
<u>Move It Gymnastics</u>									
1288	Bailee ROAN	T1			8.850	8.500	9.275	8.850	35.475
1284	Arielle CONSOLATI	T1			9.050	8.575	9.075	8.550	35.250
1287	Madelyn MACKINTOSH	T1			8.850	8.300	9.200	8.425	34.775
1285	Jasmyn ABEL	T1			8.450	7.900	9.150	8.475	33.975
1286	Emma WHITEHEAD	T1			7.500	7.625	9.075	9.025	33.225
<u>MYC Gymnastics</u>									
1303	Eleanor WRIGHT	T1			8.750	8.750	9.125	9.200	35.825
1300	Sienna GOSS	T1			8.900	8.850	8.825	9.075	35.650
1299	Tabitha DOVE	T1			8.500	8.875	9.150	9.050	35.575
1302	Indy PIJPSTRA	T1			8.500	8.975	9.025	9.050	35.550
1301	Amelia MCDOWELL	T1			8.250	9.225	8.550	9.025	35.050
1304	Beth CODE	T1			8.500	8.450	8.900	8.450	34.300
<u>Niddrie Gym Club</u>									
1323	Layla WEIR	AQ			9.300	8.925	8.600	8.975	35.800
1330	Lydia FARFALLA	AQ			9.300	8.400	9.000	8.925	35.625
1322	Ruby MCGLYNN	AQ			8.500	8.750	9.100	8.800	35.150
1326	Saskia WILLIAMS	WHI			8.350	8.350	9.150	9.225	35.075
1331	Siena SICILIANO	AQ			7.850	9.050	8.900	9.025	34.825
1327	Lucy BREMNER	AQ			8.300	8.425	9.225	8.450	34.400
1324	Ruby WELSH	WHI			7.300	8.175	8.875	9.000	33.350
1329	Cara GIBSON	WHI			8.350	8.600	7.900	8.425	33.275
1328	Samantha CUCE	WHI			8.100	8.075	8.500	8.525	33.200





WAG National Clubs 2018 L5 Day 2

Page: 7
Printed: 10/3/2018 7:37 PM

Scores

Women / 5
Session: All

Sep 30 - Oct 7, 2018





Num	Name	Team							AA
		#1	#2	#3					
<u>Niddrie Gym Club</u> continued...									
1325	Lily BROOKER	WHI			7.800	7.400	8.525	8.850	32.575
<u>North Narrabeen</u>									
1352	Maya ATKINSON	T1			9.250	9.050	9.200	9.150	36.650
1355	Zoë BERRIMAN	T1			8.750	9.225	9.275	9.200	36.450
1356	Kate PARTRIDGE	T1			8.900	9.125	8.900	9.150	36.075
1351	Violette ERLLENWEIN	T2			9.100	8.675	8.750	9.150	35.675
1359	Nicola CUTTER	T2			9.150	8.500	8.975	8.975	35.600
1358	Ruby MCGOLDRICK	T1			9.000	8.525	8.775	9.000	35.300
1357	Lauren TURNER	T2			9.050	8.575	8.475	9.075	35.175
1350	Alice BOFFA	T2			9.200	8.425	8.500	8.675	34.800
1354	Halle DICKINSON	T1			9.000	8.575	8.100	8.950	34.625
1353	Bella GEE	T2			8.500	7.425	9.075	9.100	34.100
<u>Northern Districts</u>									
1371	Chloe JANKOWITZ				9.300	9.000	9.250	9.325	36.875
1372	Keala VEALE				8.950	7.925	8.700	8.975	34.550
<u>PCYC Caboolture</u>									
1383	Judy-Anne CROSBY	A			8.900	8.875	8.750	8.850	35.375
1385	Akeela PORTER	A			8.800	8.350	9.075	8.800	35.025
1386	Josephine WINNIAK	A			9.500	8.300	8.100	8.550	34.450
1382	Emily HAMMANT	B			8.700	7.950	8.650	8.800	34.100
1380	Emily WARD	B			9.250	8.300	7.400	8.650	33.600
1381	Kyanna CAPELLI	B			8.600	8.250	8.175	8.375	33.400
1384	Madeline THOMPSON	B			8.900	6.800	7.500	8.550	31.750
<u>Phoenix Academy Gym</u>									
1404	Hayley HUTCHINSON	T1			9.600	8.275	8.900	9.000	35.775
1403	Jaimie REDZIC	T1			9.450	7.300	8.425	8.800	33.975
1400	Abby HAVENAAR	T1			8.400	8.225	8.550	8.400	33.575
1402	Tiffany Lee WICKHAM	T1			8.100	8.075	8.200	8.525	32.900
1401	Mikayla MARSHALL	T1			7.900	7.775	8.125	8.300	32.100
1399	Jade FRAMPTON	T1			7.650	5.850	7.575	8.200	29.275
<u>Premier Gymnastics</u>									
1434	Olivia HINE	T1			9.600	9.300	9.175	9.525	37.600
1432	Eleanor MONTAGUE	T1			9.300	9.250	9.300	9.225	37.075
1433	Monique WATSON	T1			9.600	8.975	9.150	9.350	37.075
1430	Millie FLYNN	T1			8.500	9.025	9.350	9.150	36.025
1431	Ariana SMITH	T1			8.800	8.550	9.200	9.100	35.650
1435	Jasmin CHIPPENDALE	T1			9.000	8.325	9.075	8.975	35.375

WAG National Clubs 2018 L5 Day 2

Scores

Women / 5
Session: All

Sep 30 - Oct 7, 2018





Num	Name	Team							AA
		#1	#2	#3					
<u>Pymble Ladies</u>									
1450	Nicole MCCROSTIE	T1			9.250	8.875	8.975	9.000	36.100
1451	Piya PARIMU KAPUR	T1			9.150	8.575	8.650	9.100	35.475
1447	Sachi SMITH	T1			8.700	8.275	8.750	9.100	34.825
1449	Sakuya KOBAYASHI	T1			8.600	8.500	9.050	8.475	34.625
1448	Kristen JEWELL	T1			9.000	7.700	8.725	8.375	33.800
1452	Zoe KOSINAR	T1			7.850	8.125	8.175	8.400	32.550
<u>Queenstown Gym</u>									
1755	Taya WRIGHT	T1			8.200	8.650	7.850	8.925	33.625
1756	Charlotte JACKSON	T1			8.600	8.050	8.500	7.600	32.750
1757	Makila HOFFMEISTER	T1			7.950	8.300	8.225	8.150	32.625
<u>Shire Gymnastics</u>									
1468	Izabelle LOUISON-ROE	T1			8.950	8.600	9.325	9.375	36.250
1465	Charlie POWER	T1			8.100	8.950	9.300	9.575	35.925
1466	Alexi EIZENBERG	T1			8.650	9.025	8.800	9.150	35.625
1469	Emma NANAI	T1			8.450	8.500	8.775	8.950	34.675
1467	Matilda CURTIS	T1			9.000	8.050	8.625	8.925	34.600
1470	Sophie ROBINSON	T1			7.800	7.725	8.575	9.050	33.150
<u>Southport Gymnastics</u>									
1482	Madison FRANKLING	T1			9.100	9.425	9.000	9.275	36.800
1485	Grace O'REILLY	T1			8.950	8.775	9.225	9.175	36.125
1483	Charli-Jane SOMERVILLE	T1			8.800	8.875	9.175	9.025	35.875
1484	Kitty O'HANLON	T1			8.300	8.925	8.500	9.075	34.800
1486	Sahara STEWART	T1			8.950	8.775	8.275	8.550	34.550
160	Courtney DUMBLETON	T1			8.650	7.775	8.500	8.500	33.425
<u>Super Performance</u>									
1516	Kaitlyn GUINEA	T1			8.600	8.325	9.250	9.050	35.225
1515	Cleo SIMMONS	T1			8.250	8.675	9.225	8.525	34.675
1513	Tarnia PICKWELL	T1			8.850	7.800	8.300	8.875	33.825
1512	Gabrielle REID	T1			8.100	8.325	8.450	8.800	33.675
1514	Amber O'BRIEN	T1			8.100	6.500	8.875	8.175	31.650
<u>Swan Districts Gym</u>									
1523	Tonique CASSIDY				8.900	9.250	8.625	9.175	35.950
1524	Lauren OHM				8.900	9.000	8.375	8.950	35.225
<u>Sydney Gym Centre</u>									
1541	Laura HOVAR	T2			8.900	8.500	8.675	8.825	34.900
1535	Cleo SCIBERRAS	T2			8.450	8.000	8.925	8.850	34.225

WAG National Clubs 2018 L5 Day 2

Scores

Women / 5
Session: All

Sep 30 - Oct 7, 2018





Num	Name	Team							AA
		#1	#2	#3					
Sydney Gym Centre continued...									
1532	Chelsea NGUYEN	T1			8.800	7.875	8.500	8.800	33.975
1534	Caidence TOMPKIN FRENCH	T2			8.750	8.150	8.250	8.775	33.925
1539	Kenzie SCIBERRAS	T2			8.250	7.575	8.875	8.900	33.600
1540	Emma BARBARULO	T1			7.950	7.500	8.225	8.200	31.875
1533	Kiayla CASSERLY	T2			8.350	6.750	8.275	7.950	31.325
1538	Henna BYE	T1			8.050	6.425	8.225	8.475	31.175
1536	Charlotte HUSSEIN	T1			7.350	5.600	6.800	8.050	27.800
Sydney Olympic Park									
1563	Mina JU	T1			8.800	8.775	8.800	9.025	35.400
1564	Raina JAIN	T1			8.400	8.675	8.475	8.875	34.425
1562	Le CHEN	T1			8.150	7.525	8.725	8.650	33.050
162	Sophia NOLAN	T1			7.750	7.750	8.250	8.700	32.450
1561	Nadia AMIRI	T1			8.150	6.950	8.425	8.900	32.425
1560	Jaylou LEMI	T1			8.450	___	8.375	8.625	25.450
Sydney West Gym									
1730	Karina JEFREMKOV	T1			9.300	9.100	9.350	9.250	37.000
1732	Clareta ODEESH	T1			9.050	9.025	9.025	8.975	36.075
1729	Taylah HUYNH	T1			8.500	8.800	9.025	9.075	35.400
1731	Elizabeth LISITA-CHOCHECI	T1			8.400	8.350	9.000	9.325	35.075
1733	Charlotte WARD	T1			7.950	8.775	9.300	9.000	35.025
1734	Mia VELICKOVSKI	T1			8.800	8.000	8.425	8.800	34.025
Tamworth Gymnastics									
1576	Scarlett COPPOLA	NAV			8.700	9.200	9.200	8.700	35.800
1570	Sarah ROBERTSON	PUR			9.700	8.500	8.475	8.950	35.625
1573	Emma BYRNE	PUR			9.650	8.125	9.125	8.675	35.575
1571	Gabi SIDDONS	PUR			9.450	8.500	8.875	8.700	35.525
1572	Chloe BATEUP	NAV			9.050	8.875	8.500	8.925	35.350
1575	Kelsey DIETRICH	NAV			9.000	8.525	8.875	8.925	35.325
1577	Piper SWALWELL	NAV			9.400	8.175	8.625	8.750	34.950
1574	Lashay CONNOR	NAV			8.400	8.550	8.975	8.925	34.850
Tea Tree Gully Gym									
1599	Hayley HENDERSON	T1			8.450	9.050	8.750	8.875	35.125
1597	Satine CAVE	T1			9.150	8.500	8.500	8.650	34.800
1595	Alexis DELL	T1			8.700	8.725	8.425	8.700	34.550
1598	Imogene KENNAWAY	T1			8.500	7.375	7.850	8.550	32.275
1594	Sarah KENT	T1			7.950	7.800	8.175	8.075	32.000
1596	Chyanne DUNGER	T1			8.300	7.650	7.475	8.475	31.900

WAG National Clubs 2018 L5 Day 2

Scores

Women / 5
Session: All

Sep 30 - Oct 7, 2018





Num	Name	Team							AA
		#1	#2	#3					
<u>Territory Gymnastics</u>									
1610	Christina ANICTOMATIS	PUR			9.000	8.800	9.100	9.150	36.050
1614	Sabina DALZELL	PUR			9.750	8.175	8.675	8.525	35.125
1616	Honey MILLER	PUR			8.500	8.475	8.900	8.925	34.800
1612	Daisy YANNAKOUROS	PUR			8.650	8.775	8.400	8.225	34.050
1615	Lakhyah HILL	SIL			7.950	7.900	8.700	8.500	33.050
1613	Lucy WORLEY	SIL			8.000	7.825	8.525	8.400	32.750
1611	Zekiah-Lee SAFFI	SIL			0.000	7.300	8.650	8.575	24.525
<u>Waverley Gymnastics</u>									
1747	Siena PINYOPUSARERK	T1			9.400	9.225	9.450	9.375	37.450
1635	Lily CITRINE	T1			9.000	8.750	9.350	9.050	36.150
1636	Bianca LUMINATO	T1			8.350	9.175	9.325	8.825	35.675
1748	Haylee WHITEHEAD	T1			8.550	8.500	9.175	9.125	35.350
1749	Olivia KENDY	T2			8.900	8.425	8.300	9.275	34.900
1630	Jimena BLASCO-HERRERA	T1			8.600	8.100	8.875	8.950	34.525
1634	Jaimee DECENT	T1			8.800	8.375	8.150	9.075	34.400
1631	Mia LACEY	T2			8.250	8.000	9.000	9.075	34.325
1632	Sofia TARULLI	T2			8.400	8.000	8.875	8.850	34.125
1633	Sayuni WICKRAMASINGHE	T2			9.000	7.750	8.575	8.500	33.825
<u>Western Districts</u>									
1666	Kate THEODORE	T1			9.200	9.525	9.200	9.225	37.150
1664	Clara MCMILLAN	T1			9.250	8.925	8.275	8.975	35.425
1667	Emma TANWAN	T1			8.500	8.275	8.625	9.075	34.475
1665	Amelia VIVIAN	T1			0.000	8.525	8.300	8.975	25.800
<u>Wide Bay Gymnastics</u>									
1692	Cheyenne BAKER				9.500	8.800	9.150	9.500	36.950
<u>Woden Valley Gym</u>									
1702	Jill ESTOCK	T1			8.700	8.100	8.850	8.800	34.450
1701	Chantel EDMOND	T1			8.250	8.175	8.000	9.000	33.425
1703	Emmanuelle HOSKIN	T1			8.350	8.075	8.750	8.175	33.350
1700	Ivy COLLISON	T1			8.100	8.250	7.800	8.950	33.100
1698	Rose PHILLIPS	T1			8.200	7.900	8.000	8.300	32.400
<u>Y West Gym Club</u>									
1717	Sophie HENNESSY	T1			9.650	8.850	9.450	9.150	37.100
1715	Jessica MILLS	T1			9.200	8.900	9.025	9.225	36.350
1720	Lily BRITTON	T1			9.700	8.825	8.550	9.150	36.225
1716	Skylah STOKES HARRIS	T1			9.350	8.775	8.925	8.900	35.950
1714	Alyssia MCCUMSTIE	T2			9.400	8.650	8.850	9.000	35.900

WAG National Clubs 2018 L5 Day 2

Scores

Women / 5
Session: All

Sep 30 - Oct 7, 2018

Num	Name	Team							AA
		#1	#2	#3					
Y West Gym Club continued...									
1718	Eliza MCINNES	T2			8.500	8.725	8.900	9.025	35.150
1719	Brooke VANCE	T2			8.550	8.225	8.775	8.750	34.300