





2019 WAG National Clubs L5 & 6

Scores Level 5 Day 1

Session: 23B,23G,23Y,24B,24G,24Y,25B,25G,25Y,26B,26G,26Y,27B,27G,27Y

Sep 20-29, 2019

Women / 5 / All Ages

Num	Name	Team							AA
		#1	#2	#3					
<u>360 Gymnastics</u>									
744	Hallie NASH	T1			9.333	9.700	9.433	9.400	37.866
747	Lily WHITELEY	T1			8.966	9.525	9.816	9.300	37.607
738	Isla CHAMBERLAIN	T1			9.066	9.200	9.800	9.325	37.391
737	Charlotte BECKITT	T1			9.100	9.325	9.266	9.300	36.991
746	Elke RENSHAW	T1			8.666	9.500	9.316	9.200	36.682
742	Karissa LU	T2			9.633	9.250	8.516	9.050	36.449
739	Lana COLEMAN	T1			8.966	8.825	9.316	9.175	36.282
1835	Greer MCGREGOR	T2			9.133	9.166	8.666	9.300	36.265
741	Mischa JENSEN	T2			9.166	8.550	8.800	9.075	35.591
745	Sophia NICOLAS	T2			9.300	8.716	8.250	9.250	35.516
1836	Katrina WAY	T2			8.500	8.766	8.666	8.875	34.807
1834	Alyssa GLASTONBURY	T2			8.766	8.733	7.933	9.300	34.732
<u>Active Gymnastics</u>									
761	Madelyn FAZIO	T1			8.966	8.750	8.633	8.925	35.274
759	Piper BLOMELY	T1			8.600	8.850	8.666	8.700	34.816
762	Anina SCHWEIZER	T1			8.633	8.600	8.450	8.800	34.483
758	Alissia ACHARYA	T1			8.100	8.300	8.750	8.675	33.825
760	Mollie ELLIOT	T1			8.366	8.475	7.716	8.525	33.082
<u>Barron Valley Gym</u>									
811	Madison CARTWRIGHT	T1			9.633	9.083	8.066	9.025	35.807
809	Paige ADDISON	T1			8.733	9.066	8.100	9.000	34.899
814	Olivia THYRD	T1			8.200	9.283	8.116	9.250	34.849
810	Jasmine BOWE	T1			9.433	7.900	8.200	9.300	34.833
812	Lucy KAYESS	T1			9.433	6.650	8.800	9.300	34.183
813	Poppy LOVERIDGE	T1			—	—	—	—	—
<u>BTYC Gymnastics</u>									
834	Jiwon PARK	T1			9.333	8.950	8.516	8.716	35.515
829	Elle BUSSOLARO	T1			8.000	8.733	9.016	8.816	34.565
837	Isabelle YOW	T2			9.200	8.816	7.866	8.483	34.365
835	Jessica PETERS	T1			8.200	8.866	8.766	8.083	33.915
831	Indiana HARDIMAN	T2			8.700	8.566	7.900	8.633	33.799
833	Isabelle NESCI	T1			7.766	7.883	8.383	8.683	32.715
830	Ella GOH	T1			9.300	7.733	7.833	7.666	32.532
836	Ella WILSON	T1			7.900	7.883	8.450	7.883	32.116
832	Kalita JONES	T2			7.933	8.333	7.483	8.233	31.982
<u>Bunnerong Gym</u>									
848	Nina COOPER	T1			9.266	8.566	8.616	8.733	35.181





2019 WAG National Clubs L5 & 6

Scores Level 5 Day 1

Session: 23B,23G,23Y,24B,24G,24Y,25B,25G,25Y,26B,26G,26Y,27B,27G,27Y

Sep 20-29, 2019

Women / 5 / All Ages

Num	Name	Team							AA
		#1	#2	#3					
Bunnerong Gym continued...									
855	Chloe MATARANGAS	T1			8.500	8.983	8.683	8.050	34.216
858	Eliza WOOLLEY	T2			8.666	8.766	8.016	8.716	34.164
852	Mimi HUGHES	T1			8.866	8.050	8.600	8.333	33.849
850	Scarlet GEORGALLIS	T1			8.733	8.650	7.916	8.283	33.582
849	Noa CRAMP	T2			8.300	8.050	8.166	8.516	33.032
857	Jasmine SAINSBURY	T2			8.900	7.316	7.633	8.800	32.649
854	Sienna KNIGHT	T1			7.566	8.666	8.366	7.750	32.348
847	Zoe BRANDON	T1			7.966	7.666	7.933	8.733	32.298
851	Jordi HAYIM	T2			8.066	7.966	7.983	8.166	32.181
856	Juliet MIRANDA	T2			7.966	6.433	8.866	8.600	31.865
853	Athena KATSIS	T2			0.000	—	—	—	0.000
Caboolture PCYC									
1428	Sarah DRAPER	T1			8.733	8.925	8.816	9.000	35.474
1430	Tiarna TAPLIN	T1			8.366	9.100	8.666	8.825	34.957
1429	Charlize FRANKHAM	T1			8.700	8.425	8.533	8.550	34.208
1427	Tahlia BLAND	T1			8.700	8.300	7.566	8.750	33.316
Canberra City Gym									
890	Nina PUSKARICA	T1			9.066	9.600	8.816	9.175	36.657
891	Georgia SCANES	T1			8.666	9.150	9.033	9.175	36.024
889	Dani MARTENS	T1			9.200	8.800	8.633	8.925	35.558
888	Willow FITZGERALD	T1			8.933	8.300	8.866	9.075	35.174
892	Sarah SHAMIRI	T1			8.666	8.650	8.650	9.050	35.016
887	Ellie CHAPMAN	T1			8.266	8.650	8.500	9.125	34.541
893	Genevieve HARRIS				8.266	8.125	8.766	8.850	34.007
Chamford Gymnastics									
928	Madeleine SMITH	T1			9.000	8.633	8.516	9.325	35.474
924	Aysha BLOOM	T1			8.200	8.566	9.400	9.275	35.441
927	Greta MCRAE	T1			8.366	8.850	8.500	9.075	34.791
926	Eva HUNTER	T1			8.600	8.783	7.900	9.300	34.583
925	Siena HAMPEL	T1			8.366	8.650	7.966	9.025	34.007
Cheltenham Youth									
939	Cara ASTILL	T1			8.833	9.583	9.116	9.475	37.007
940	Abigail BETROS	T1			8.700	9.066	9.166	9.375	36.307
942	Keira NIELSEN	T1			8.766	9.400	8.916	9.125	36.207
941	Ruby CASTELLO	T1			8.666	9.250	8.966	9.225	36.107
943	Isla PETERSEN	T1			8.433	9.216	8.866	9.050	35.565
944	Lily CLANCY	T1			8.033	9.133	8.466	8.925	34.557





2019 WAG National Clubs L5 & 6

Scores Level 5 Day 1

Session: 23B,23G,23Y,24B,24G,24Y,25B,25G,25Y,26B,26G,26Y,27B,27G,27Y

Sep 20-29, 2019

Women / 5 / All Ages

Num	Name	Team							AA
		#1	#2	#3					
<u>Coffs Coast Gym</u>									
963	Alisha LITTLE	T1			9.100	9.333	8.583	8.833	35.849
962	Chloe HESSENBERGER	T1			8.900	9.083	8.466	8.533	34.982
966	Lexi WEILEY	T1			8.700	8.766	8.433	8.333	34.232
965	Ella-May SPAGNOLO	T1			8.133	8.866	8.933	8.050	33.982
964	Shayla NEWCOMBE	T1			8.500	8.866	7.866	8.283	33.515
961	Bella FLYNN	T1			8.366	8.250	8.100	8.146	32.862
<u>Contemporary Gym</u>									
982	Indiana BURTON	T1			8.600	7.850	7.716	8.825	32.991
986	Robynn WARD	T1			7.966	6.733	7.733	8.575	31.007
984	Emma MILLS	T1			8.133	6.533	7.383	8.375	30.424
985	Keeley PANETTA	T1			7.800	7.016	6.416	8.350	29.582
983	Aurelia FACHRY	T1			8.133	6.900	7.216	6.975	29.224
<u>Delta Gym Brisbane</u>									
1005	Daniella CABRERA	T1			9.433	9.016	9.550	9.500	37.499
1007	Eleanor OWEN	T1			9.366	9.283	9.383	9.400	37.432
1003	Lily ALBIETZ	T1			9.466	9.300	9.083	9.450	37.299
1009	Lila GARDNER	T1			8.633	9.183	9.616	9.525	36.957
1004	Harper AYTON	T1			9.066	9.200	9.066	9.450	36.782
1006	Grace GONG	T1			8.933	9.383	8.800	9.550	36.666
<u>Eastern Gymnastics</u>									
1052	Skye BROOK	T1			9.033	9.050	8.833	9.525	36.441
1060	Leora TAYNEE	T1			8.666	8.983	9.033	9.150	35.832
1061	Hala WALL	T1			9.000	8.516	8.900	9.150	35.566
1050	Giorgia AIELLO	T2			8.566	8.616	8.950	9.000	35.132
1055	Chantelle MITCHELL	T2			8.600	8.833	8.700	8.933	35.066
1059	Milla TAYLOR	T1			9.200	8.583	8.033	8.975	34.791
1051	Brooklyn BECK	T1			8.766	8.550	7.966	9.150	34.432
1058	Raffie REID	T2			8.700	8.833	8.266	8.466	34.265
1054	Nina FOWLER	T2			8.466	8.633	8.266	8.700	34.065
1056	Annabelle PENDLETON	T1			8.300	7.716	8.133	9.200	33.349
1053	Charlotte FLEKSER	T2			8.766	8.433	7.433	8.483	33.115
1057	Katie PORTEOUS	T2			8.200	8.016	8.033	8.700	32.949
<u>Eclipse Gymnastics</u>									
1082	Arwen HUGHES	T1			8.233	9.225	9.016	9.200	35.674
1083	Kaia WYND	T1			8.833	8.725	8.216	9.325	35.099





2019 WAG National Clubs L5 & 6

Scores Level 5 Day 1

Session: 23B,23G,23Y,24B,24G,24Y,25B,25G,25Y,26B,26G,26Y,27B,27G,27Y

Sep 20-29, 2019

Women / 5 / All Ages

Num	Name	Team							AA
		#1	#2	#3					
<u>Enrg Gymnastics</u>									
1087	Natalie LAWTON	T1			9.166	9.175	9.366	9.450	37.157
1086	Maya GREEN	T1			8.866	9.125	9.233	9.275	36.499
1085	Olivia CHAMBERS	T1			9.066	9.275	8.783	9.150	36.274
1088	Emileah SACKLEY	T1			9.200	8.950	8.733	8.975	35.858
1089	Hannah TAIT	T1			8.800	8.700	8.483	9.125	35.108
1084	Alyssa BRYANT	T1			9.066	8.475	8.666	8.800	35.007
<u>Geelong YMCA</u>									
1109	Madeline MORAN	T1			8.666	9.133	8.116	9.250	35.165
1108	Ella MCCREDDEN	T1			7.900	8.783	8.066	8.925	33.674
1107	Mylah FLEMMING	T1			9.133	7.783	7.716	9.025	33.657
1106	Mikayla FERGUSON	T1			8.000	8.583	7.583	8.650	32.816
1105	Dakota FERGUSON	T1			6.966	8.400	7.800	8.575	31.741
<u>Gladstone Gymnastics</u>									
1130	Jenna GAUNT	T1			9.133	9.650	9.633	9.575	37.991
1131	Zara HOWLETT	T1			9.166	9.166	8.766	9.275	36.373
1135	Neve SMART	T2			8.866	9.133	8.783	9.150	35.932
1134	Kiara SEAGE	T1			8.466	8.633	9.100	9.500	35.699
1129	Ava BOURKE	T1			8.766	8.633	8.583	9.450	35.432
1133	Tabitha RYAN-SALTER	T2			8.666	8.600	8.383	9.075	34.724
1132	Aliah MOORE	T2			8.733	8.600	8.233	8.700	34.266
<u>Gold Coast Gym</u>									
1146	Nokutenda MHLANGA	T1			9.633	9.200	9.166	8.850	36.849
1147	Teagan NEW	T1			9.000	9.300	9.216	8.975	36.491
1143	Georgie BROWN	T1			9.033	9.000	8.566	9.125	35.724
1144	Krystal DOVE	T1			9.066	8.700	8.850	9.075	35.691
1145	Tiana KERR	T1			8.300	8.600	8.516	8.650	34.066
<u>Gungahlin Gymnastics</u>									
1161	Kailani OAKMAN	T1			8.633	7.483	8.566	7.933	32.615
1160	Satu LAAJOKI	T1			8.100	7.633	7.866	8.716	32.315
1159	Zara JONES	T1			8.500	7.550	8.216	8.016	32.282
1158	Paige GALBRAITH	T1			8.633	7.166	7.866	7.933	31.598
1162	Olivia SEIDL	T1			8.066	7.216	7.450	7.100	29.832
<u>High Flyers</u>									
1169	Gemma MALCOLM	T1			9.066	9.133	9.116	8.600	35.915
1170	Olivia TODD	T1			9.033	8.600	8.700	8.466	34.799
1168	Iske HEYDENRYCH	T1			8.800	8.083	8.983	8.533	34.399





2019 WAG National Clubs L5 & 6

Scores Level 5 Day 1

Session: 23B,23G,23Y,24B,24G,24Y,25B,25G,25Y,26B,26G,26Y,27B,27G,27Y

Sep 20-29, 2019

Women / 5 / All Ages

Num	Name	Team							AA
		#1	#2	#3					
<u>Hobart Gym Academy</u>									
1178	Lea KRAUSE	T1			8.900	8.975	8.683	8.325	34.883
1177	Halle GREEN	T1			8.800	8.000	8.433	8.925	34.158
1176	Holly DAWSON	T1			8.133	8.650	7.650	8.375	32.808
1175	Georgia-Alice BUNGE	T1			8.500	8.325	7.783	8.100	32.708
1180	Chloe MACDONALD	T1			8.633	8.100	7.633	7.400	31.766
1179	Chelsea LOVELL	T1			8.566	7.575	7.950	7.625	31.716
<u>Hobart PCYC</u>									
1181	Angelica COWLING	T1			8.833	9.000	8.833	8.800	35.466
1186	Bree SCOTT	T1			8.666	8.775	8.883	8.775	35.099
1182	Stella CRANFIELD	T1			8.300	8.000	9.233	8.925	34.458
1183	Maddy DELANEY	T1			8.600	8.000	7.850	8.400	32.850
1184	Chloe GOODEY	T1			7.800	7.875	7.783	7.900	31.358
<u>Infinity Gym Sports</u>									
1219	Ellie LEE	T1			8.900	9.025	8.483	8.625	35.033
1216	Chloe GODDARD	T1			8.966	8.300	8.116	8.875	34.257
1215	Ria AUNG THEIN	T1			8.666	7.600	8.450	8.250	32.966
1217	Ebony KLARICH	T1			9.000	7.800	8.700	7.375	32.875
1218	Lara KLARICH	T1			8.633	8.375	7.583	7.100	31.691
<u>Inner West Gym</u>									
1239	Alice CHESHER	T1			9.066	8.750	8.433	9.200	35.449
1238	Ruby CALOV	T1			8.933	8.583	8.533	8.950	34.999
1241	Eliza FORBES	T1			8.733	8.716	8.433	8.500	34.382
1242	Bree GAROFANI	T1			9.100	7.650	7.800	8.900	33.450
1240	Tilly FAURE-BRAC	T2			8.500	8.566	8.383	7.866	33.315
1237	Claudia BEATTIE	T2			8.366	7.716	8.500	7.783	32.365
1236	Alexandra AKLE	T2			8.033	7.300	8.050	7.600	30.983
<u>Kingborough GymSport</u>									
1259	Poppy TUNSTALL	T1			8.966	9.425	9.383	9.075	36.849
1254	Lillian ADAMS	T1			8.666	9.275	9.100	9.050	36.091
1255	Mara BERKHOUT	T1			8.866	9.300	8.850	8.825	35.841
1257	Taia GRAHAM	T1			9.500	9.000	8.700	8.425	35.625
1256	Beatrice CHELKOWSKI	T1			8.700	8.700	8.416	8.875	34.691
1258	Lily NIELSEN	T1			8.766	9.000	7.566	8.500	33.832
<u>Lawnton Academy Gym</u>									
1282	Sophie EIBY	T1			8.666	9.733	9.266	9.425	37.090
1283	Kaitlyn ERDELJAC	T1			9.233	9.633	8.916	8.950	36.732
1286	Skylla SCHICKERLING	T1			8.866	9.316	8.850	9.425	36.457





2019 WAG National Clubs L5 & 6

Scores Level 5 Day 1

Session: 23B,23G,23Y,24B,24G,24Y,25B,25G,25Y,26B,26G,26Y,27B,27G,27Y

Sep 20-29, 2019

Women / 5 / All Ages

Num	Name	Team							AA
		#1	#2	#3					
Lawnton Academy Gym continued...									
1285	Bianca PRILJA	T1			8.600	9.166	9.216	9.350	36.332
1284	Rebecca MACKAY	T1			8.933	9.016	8.416	9.250	35.615
Macarthur Gymnastic									
1302	Bryannon COKER	T1			9.500	8.583	8.183	9.200	35.466
1305	Ava KINGSELL	T1			8.433	8.433	8.450	8.800	34.116
1306	Aliyah PLUMMER	T1			8.900	7.766	7.933	9.225	33.824
1303	Ellie FITZPATRICK	T1			8.800	8.483	7.466	8.525	33.274
1304	Willow HARVEY	T1			8.566	6.983	7.500	8.750	31.799
Manly Warringah Gym									
1309	Emmy HILL	T1			9.133	9.950	9.016	9.525	37.624
1312	Zoe WADDILOVE	T1			9.166	9.200	8.966	9.125	36.457
1307	Iara CHAVES	T1			8.933	8.650	8.816	9.300	35.699
1308	Marli DODSON	T1			8.733	9.050	8.700	9.150	35.633
1311	Matilda TRISIC	T1			8.966	8.683	8.600	8.800	35.049
1310	Eleanor MASON-JONES	T1			8.300	8.733	8.666	8.825	34.524
Mareeba Gymnastics									
1336	Dayna PEARCE	T1			9.266	8.916	8.383	8.150	34.715
1337	Angelina TULLOCH	T1			8.533	8.066	8.900	8.283	33.782
1335	Talisha EADE	T1			7.933	8.500	7.800	8.283	32.516
Maroochy Beach Gym									
1346	Taylia ALFORD	T1			9.533	9.150	8.550	9.275	36.508
1348	Paradise BROWNE	T1			9.433	8.916	8.600	9.275	36.224
1352	Laila NIELD	T1			8.933	9.316	8.716	9.025	35.990
1353	Coco PATTERSON	T2			9.033	9.200	8.800	8.950	35.983
1355	Jessica SOLONEC	T1			8.933	9.183	8.483	9.050	35.649
1347	Sailor BOWKER	T1			8.733	9.033	8.566	9.275	35.607
1356	Jessica WILLIAMSON	T2			8.700	8.900	8.900	8.100	34.600
1354	Tylah SMEDLEY	T2			8.200	8.800	8.650	8.775	34.425
1349	Libby BROWNE	T2			8.700	8.900	8.316	8.325	34.241
1351	Lauren HAINKE	T2			8.266	8.100	9.250	8.350	33.966
1358	Imogen KEALS	T2			9.233	7.950	8.883	7.825	33.891
MLC Gymnastics									
1379	Chloe HORGAN	T1			9.500	9.700	9.833	9.575	38.608
1377	Jennifer GOH	T1			9.100	9.725	9.850	9.425	38.100
1805	Audrey HAWKINS	T1			9.266	9.525	9.733	9.275	37.799
1378	Chloe GROOM	T1			8.866	9.650	9.700	9.275	37.491
1376	Isabella GAN	T1			9.100	9.650	9.116	9.600	37.466





2019 WAG National Clubs L5 & 6

Scores Level 5 Day 1

Session: 23B,23G,23Y,24B,24G,24Y,25B,25G,25Y,26B,26G,26Y,27B,27G,27Y

Sep 20-29, 2019

Women / 5 / All Ages

Num	Name	Team							AA
		#1	#2	#3					
MLC Gymnastics continued...									
1806	Eliza WINGROVE	T1			9.133	9.300	9.466	9.475	37.374
Move It Gymnastics									
1388	Brooklyn BRAITHWAITE	T1			9.133	9.200	8.266	8.950	35.549
1392	Emma WHITEHEAD	T1			8.566	8.850	9.016	8.550	34.982
1389	Ciara MCQUISTON	T1			9.166	8.400	8.100	8.225	33.891
1390	Sienna ORLANDO	T1			9.400	8.475	7.300	8.300	33.475
1391	Zoe TAYLOR	T1			8.666	7.825	7.933	8.125	32.549
North Coast Gym									
1397	Billie WHITE	T1			8.733	7.466	8.183	8.200	32.582
North Narrabeen									
1406	Lauren TURNER	T1			8.700	9.100	9.116	8.966	35.882
1405	Bella GEE	T1			8.666	9.000	8.950	8.800	35.416
1404	Violette ERLLENWEIN	T1			8.466	9.216	8.866	8.716	35.264
1401	Riley ATKINSON	T1			9.133	9.183	8.433	8.483	35.232
1403	Nicola CUTTER	T1			9.266	8.766	8.683	8.483	35.198
1402	Isobel BLEE	T1			8.500	8.933	8.700	8.433	34.566
Northern Districts									
1421	Kyra MCNEIL	T1			8.800	9.425	9.466	9.575	37.266
1420	Sienna BOWDEN	T1			9.266	8.900	8.650	9.175	35.991
1422	Sarann PRETORIUS	T1			8.433	8.975	9.216	9.125	35.749
PIT Gymnastics									
1436	Amelia ANTONELLI	T1			9.000	8.800	9.050	9.050	35.900
1442	Chloe WILLMOTT	T1			8.366	8.825	8.816	8.625	34.632
1439	Amelia KOVACEVIC	T1			8.866	9.150	7.633	8.825	34.474
1441	Chloe SULLIVAN	T1			8.633	7.900	8.433	9.050	34.016
1438	Alexis BROOKS	T1			7.900	9.000	8.516	8.375	33.791
1440	Nicola SAKKAS	T1			8.566	8.250	8.600	7.475	32.891
PLC Sydney									
1461	Alexandra HAWKINS	T2			9.366	9.033	8.850	8.650	35.899
1457	Jayla YOUNES	T1			8.966	8.900	8.500	9.225	35.591
1455	Francesca MARTIN	T1			8.666	8.416	9.183	9.200	35.465
1458	Bethany ABBOTT	T2			9.033	9.033	8.866	8.083	35.015
1460	Anna COONEY	T2			8.633	8.366	9.116	8.350	34.465
1453	Charlise CENCIGH	T1			8.833	7.866	8.750	8.875	34.324
1833	Molly CAMPBELL	T2			8.966	8.283	8.600	8.183	34.032
1456	Allegra SCIACCHITANO	T1			8.200	7.883	8.583	9.150	33.816





2019 WAG National Clubs L5 & 6

Scores Level 5 Day 1

Session: 23B,23G,23Y,24B,24G,24Y,25B,25G,25Y,26B,26G,26Y,27B,27G,27Y

Sep 20-29, 2019

Women / 5 / All Ages

Num	Name	Team							AA
		#1	#2	#3					
PLC Sydney continued...									
1454	Stamatia GALANOS	T1			8.200	7.283	8.783	8.950	33.216
1459	Alexandra CHRONIS	T2			8.166	8.800	8.550	7.350	32.866
Premier Gymnastics									
1477	Josette FRANCIS	T1			8.966	9.325	9.533	9.350	37.174
1486	Georgie PEIRCE	T1			8.666	9.375	9.383	9.200	36.624
1483	Calista LO	T2			9.133	9.250	9.033	8.950	36.366
1484	Lucy MCCOMB	T2			8.700	9.283	9.366	9.016	36.365
1480	Charlotte JENVEY	T1			9.300	9.150	8.500	8.950	35.900
1482	Miranda KELLY	T1			9.000	8.825	8.900	9.175	35.900
1479	Addicyn HOARE	T1			8.933	9.275	8.633	8.900	35.741
1476	Piper DOWER	T2			8.366	9.316	8.966	8.783	35.431
1485	Harmonee MILLAR	T2			8.533	8.933	8.883	8.766	35.115
1475	Kristy APPLETON	T2			8.233	9.116	8.983	8.266	34.598
1481	Taia JUDE	T1			8.800	8.475	8.316	8.950	34.541
1478	Leah HILL	T2			8.233	8.716	8.733	8.283	33.965
Pulse Gymnastics									
1522	Katerina MITSINIKOS	T1			9.033	8.733	8.416	8.925	35.107
1521	Skye GORDON	T1			8.966	8.283	8.366	9.150	34.765
1518	Lola BARKER	T1			8.866	8.533	7.883	8.750	34.032
1520	Matisse GONOPOULOS	T1			8.333	8.900	7.866	8.500	33.599
1523	Gurgina STEFANOVA	T1			8.000	8.733	6.050	8.575	31.358
1519	Mikayla DAWSON	T1			—	8.316	8.250	9.100	25.666
Pymble Ladies									
1544	Zoe HART	T1			9.633	8.650	8.566	8.300	35.149
1542	Sasha CLARK	T1			8.766	9.233	8.600	8.400	34.999
1541	Charlize BOYES	T1			8.900	8.650	8.583	8.566	34.699
1543	Vivienne EATON	T1			8.300	7.733	8.183	8.300	32.516
Southern Canberra									
1573	Larina BAGIC	T1			9.333	9.300	9.116	9.450	37.199
1576	Matilda FRIZELL	T1			9.366	9.000	8.866	9.275	36.507
1574	Gabrielle BUCKLEY	T1			9.400	9.450	8.116	9.025	35.991
1575	Katya DOWN	T1			8.766	8.816	9.483	8.900	35.965
1582	Ava TARRANT	T2			8.866	9.350	9.216	8.450	35.882
1577	Amelie KRAMP	T1			9.000	8.666	8.533	9.275	35.474
1578	Katelyn MURRAY	T1			8.933	9.050	8.283	9.025	35.291
1579	Lali ORSATTI	T2			8.033	8.966	9.250	8.850	35.099
1581	Emily ROGER	T2			8.533	9.416	8.750	8.383	35.082





2019 WAG National Clubs L5 & 6

Scores Level 5 Day 1

Session: 23B,23G,23Y,24B,24G,24Y,25B,25G,25Y,26B,26G,26Y,27B,27G,27Y

Sep 20-29, 2019

Women / 5 / All Ages

Num	Name	Team							AA
		#1	#2	#3					
<u>Southern Canberra</u> continued...									
1580	Tayla PEIL	T2			8.966	9.366	8.150	7.866	34.348
1583	Iseabail WINTER-GILES	T2			7.400	8.466	8.466	8.150	32.482
<u>Southport Gymnastics</u>									
1600	Genevieve BAKER	T1			9.300	8.850	9.633	9.350	37.133
1603	Anna POWELL	T1			9.200	9.475	9.250	9.050	36.975
1607	Olive DAVIS	T1			9.200	9.300	9.200	9.000	36.700
1604	Emma D RYAN	T1			8.800	9.450	9.350	9.050	36.650
1602	Asher EDWARDS	T1			9.366	9.275	8.983	9.000	36.624
1601	Anneliese CLARKE	T1			8.933	8.050	9.033	8.900	34.916
<u>Splitz Gym</u>									
1632	Sol SHIM	T1			9.166	9.150	9.283	9.275	36.874
1630	Mia PEASNELL	T1			9.100	8.850	9.233	9.375	36.558
1622	Holly CULLEN	T1			8.666	9.075	9.266	9.400	36.407
1628	Nitayha MAHER	T1			8.800	9.050	9.366	9.050	36.266
1631	Lucinda ROWAN	T1			8.866	9.125	8.683	9.025	35.699
1633	Roselle SYME	T2			9.033	8.183	8.766	8.833	34.815
1627	Cadence LAWLER	T2			9.166	8.350	8.800	8.366	34.682
1629	Ella MCINTOSH	T2			8.733	8.916	8.716	8.266	34.631
1625	Lucy HARROLD	T2			8.500	8.700	8.650	8.666	34.516
1626	Alisa KILPATRICK	T2			8.600	8.450	9.066	8.316	34.432
1624	Brooke DUNSTAN	T1			8.566	8.500	7.666	9.050	33.782
<u>Super Performance</u>									
1652	Alana WILLIAMS	T1			9.100	8.650	8.800	9.400	35.950
1647	Harper ELDRIDGE	T1			9.166	8.516	8.683	9.250	35.615
1653	Tabitha LAURIE	T1			8.800	8.850	8.316	9.225	35.191
1648	Liana HAY	T1			9.000	8.483	8.483	9.150	35.116
1649	Amber O'BRIEN	T1			8.166	9.133	8.516	9.275	35.090
1651	Sasha RILEY	T1			8.266	8.150	7.866	9.250	33.532
<u>Sydney Gym Centre</u>									
1663	Chelsea NGUYEN	T1			8.933	8.900	9.083	9.516	36.432
1666	Samantha VALDEZ	T1			8.966	9.200	8.866	8.800	35.832
1658	Alyssa CAMILLERI	T1			8.633	9.100	8.650	8.766	35.149
1664	Ana NORTON	T1			8.933	8.883	8.183	8.433	34.432
1659	Felicity DUGGAN	T1			8.300	9.016	8.116	8.566	33.998
1665	Tanishka POTHIWALA	T2			7.900	9.000	8.350	8.316	33.566
1660	Amalia ELNASR	T2			7.933	8.316	7.816	8.100	32.165
1662	Milica MANDIC	T2			8.300	7.500	8.116	8.150	32.066





2019 WAG National Clubs L5 & 6

Scores Level 5 Day 1

Session: 23B,23G,23Y,24B,24G,24Y,25B,25G,25Y,26B,26G,26Y,27B,27G,27Y

Sep 20-29, 2019

Women / 5 / All Ages

Num	Name	Team							AA
		#1	#2	#3					
Sydney Gym Centre continued...									
1661	Charlotte HUSSEIN	T2			8.033	7.716	7.666	8.533	31.948
1657	Henna BYE	T1			—	—	—	—	—
Sydney Olympic Park									
1682	Sofia NOLAN	T1			8.833	9.066	8.700	8.983	35.582
1679	Raina JAIN	T1			9.233	8.850	8.200	8.133	34.416
1678	Siobhan HSU	T1			8.000	8.166	9.066	8.616	33.848
1681	Marley MEDJUMURAC	T1			8.900	8.033	8.066	8.316	33.315
1680	Jaylou LEMI	T1			8.600	8.650	7.350	8.550	33.150
1677	Su CHEN	T1			8.100	7.333	8.650	8.916	32.999
Territory Gymnastics									
1697	Scarlett YOUNG	T1			9.233	9.133	8.483	8.950	35.799
1696	Lakhyah HILL	T1			8.833	7.800	8.150	9.025	33.808
1694	Abigail BIRCHALL	T1			9.100	7.716	7.833	8.350	32.999
1695	Chloe DUFFY	T1			8.133	7.650	7.600	8.425	31.808
Varsity Lakes									
1707	Chaise ANDERSON	T1			9.500	9.625	9.500	9.475	38.100
1714	Olivia POWELL	T1			8.833	9.575	9.583	9.375	37.366
1711	Stahna GILLIES	T1			9.033	9.525	9.016	9.200	36.774
1716	Keilana STANFORD-MODINI	T2			9.266	9.450	8.900	9.033	36.649
1709	Angelina BRUCE	T2			9.000	9.350	8.916	9.316	36.582
1713	Lacey HEMA	T1			8.800	8.900	9.566	9.225	36.491
1710	Sienna CLARE	T2			9.033	9.250	8.783	9.133	36.199
1715	Abby SOFTLEY	T2			8.800	8.933	9.233	9.200	36.166
1708	Lucy BELCHER	T1			8.400	8.925	8.716	9.175	35.216
1712	Asha HAMMER	T1			8.966	9.000	8.133	8.475	34.574
Waverley Gymnastics									
1721	Olivia KENDY	RED			9.266	9.575	9.633	9.575	38.049
1723	Mia LACEY	RED			9.200	9.400	9.533	9.575	37.708
1729	Vonnie XIAO	RED			9.166	9.450	9.133	9.625	37.374
1727	Sofia TARULLI	RED			9.033	9.400	9.350	9.525	37.308
1726	Lucia TANG	RED			9.366	9.200	9.183	9.125	36.874
1719	Neva HUNTER	RED			9.100	8.950	9.366	9.350	36.766
1717	Brooke CONDON	BLU			8.900	9.150	9.316	8.766	36.132
1725	Khloe RUBI	BLU			9.433	8.683	9.166	8.800	36.082
1728	Sayuni WICKRAMASINGHE	BLU			8.866	9.350	8.983	8.400	35.599
1722	Jaella KOSKI	BLU			8.433	8.500	8.916	8.716	34.565
1718	Holly HARPER				8.266	9.066	8.616	8.483	34.431


2019 WAG National Clubs L5 & 6

Scores Level 5 Day 1

Session: 23B,23G,23Y,24B,24G,24Y,25B,25G,25Y,26B,26G,26Y,27B,27G,27Y

Sep 20-29, 2019

Women / 5 / All Ages

Num	Name	Team							AA
		#1	#2	#3					

Waverley Gymnastics continued...

1720	Sarah JACKA	BLU		8.500	9.333	8.933	6.466	33.232
------	-------------	-----	--	-------	-------	-------	-------	--------

Western Districts

1837	Mia TOWNSEND	T1		8.666	8.783	8.933	9.525	35.907
------	--------------	----	--	-------	-------	-------	-------	--------

1752	Cleo IRWIN	T1		8.666	9.200	8.416	9.050	35.332
------	------------	----	--	-------	-------	-------	-------	--------

1750	Jemima FAINT	T1		8.700	8.600	8.666	9.050	35.016
------	--------------	----	--	-------	-------	-------	-------	--------

1753	Eliza MARTIN	T1		8.766	8.966	8.233	8.900	34.865
------	--------------	----	--	-------	-------	-------	-------	--------

1751	Ella GRAY	T1		8.566	9.000	7.500	8.875	33.941
------	-----------	----	--	-------	-------	-------	-------	--------

1754	Laura THIRGOOD	T1		8.400	8.366	7.900	9.175	33.841
------	----------------	----	--	-------	-------	-------	-------	--------

Woden Valley Gym

1782	Hannah BROWN	T1		9.100	9.116	8.583	8.333	35.132
------	--------------	----	--	-------	-------	-------	-------	--------

1786	Darcy WILLIAMS	T1		8.366	8.500	7.866	8.866	33.598
------	----------------	----	--	-------	-------	-------	-------	--------

1787	Jenna YOON	T1		6.900	7.716	8.483	7.916	31.015
------	------------	----	--	-------	-------	-------	-------	--------

1785	Tirion MADGE	T1		7.900	8.083	7.233	7.766	30.982
------	--------------	----	--	-------	-------	-------	-------	--------

1784	Rosie LLOYD	T1		6.733	7.066	7.500	7.700	28.999
------	-------------	----	--	-------	-------	-------	-------	--------

1783	Genevieve HICKEY	T1		6.866	5.766	7.183	7.066	26.881
------	------------------	----	--	-------	-------	-------	-------	--------