





2019 National Clubs Carnival

Scores Level 10

Women / 10

Sep 20-29, 2019

Session: 33Y,34Y,35Y,36Y





Num	Name	Team							AA
		#1	#2	#3					
Balance Gymnastics									
798	Tahli DANELUTTI	T1		13.100	12.966	12.233	11.866	50.165	
802	Fleur OWEN	T1		11.700	13.100	13.366	11.900	50.066	
800	Mia GREEN	T1		11.750	10.600	10.900	11.966	45.216	
801	Jasmine MUSCROFT	T1		11.900	8.500	11.733	11.333	43.466	
799	Annabella GERAGHTY	T1		___	10.333	___	___	10.333	
Canberra City Gym									
886	Michaela SMITH	T1		13.600	12.700	12.833	13.600	52.733	
885	Ceinwyn ROBENS	T1		13.150	10.666	9.833	12.233	45.882	
884	Olivia MALONE	T1		12.900	9.966	8.866	12.300	44.032	
Cheltenham Youth									
938	Ruby WILCOCK	T1		13.300	11.733	12.733	12.200	49.966	
936	Jayde GELEIT	T1		13.250	10.866	12.300	12.633	49.049	
937	Kathleen SUMARNA	T1		13.850	10.933	11.133	12.433	48.349	
935	Brigitta EVANS	T1		12.700	10.766	10.933	12.366	46.765	
Delta Gym Brisbane									
992	Jayde BEUTEL	T1		13.500	12.333	13.566	12.700	52.099	
1002	Grace WEBB	T1		13.200	11.766	13.366	12.933	51.265	
998	Natasha HO	T1		13.450	12.366	12.200	12.533	50.549	
1000	Monique MORGAN	T1		13.350	13.000	10.800	13.233	50.383	
996	Siena ENDERS	T1		13.200	12.566	11.233	13.000	49.999	
994	Emma DE RUITER	T2		13.550	11.733	11.633	12.566	49.482	
1818	Niamh MCCARTHY	T2		13.500	11.666	12.300	11.900	49.366	
993	Kyanalee COLEMAN	T2		13.350	12.200	11.333	12.400	49.283	
1839	Darcy RECHNER	T2		12.850	10.800	9.600	11.666	44.916	
1001	Emma WALTON	T2		12.300	8.800	9.466	11.566	42.132	
995	Jaymee DILLON	T1		13.500	11.966	9.966	___	35.432	
Eastern Gymnastics									
1048	Ashlee MURRAY	T1		12.600	10.033	10.600	11.433	44.666	
1046	Brooke CASSIDY	T1		10.550	8.066	10.033	10.066	38.715	
1049	Kayla PARKS	T1		10.700	8.500	8.800	9.366	37.366	
1047	Nilufar MEMAR	T1		___	8.033	___	___	8.033	
Eclipse Gymnastics									
1080	Ella WINDER	T1		13.050	12.600	11.666	11.133	48.449	
1074	Jasmyn HILLS	T2		12.100	8.900	9.166	10.733	40.899	
1072	Sienna FERRIS	T1		11.450	8.366	8.600	10.200	38.616	
1070	Mia COLEMAN	T3		11.450	8.066	8.433	9.900	37.849	
1069	Amber BRIEN	T3		11.550	7.633	7.700	10.833	37.716	

2019 National Clubs Carnival

Scores Level 10

Sep 20-29, 2019

Women / 10
Session: 33Y,34Y,35Y,36Y

Num	Name	Team							AA
		#1	#2	#3					
Eclipse Gymnastics continued...									
1078	Naomi PEARS	T2		11.600	6.733	9.300	9.433	37.066	
1071	Sabine DUNSTONE	T2		10.800	7.766	8.133	10.300	36.999	
1077	Jacqueline MCDONALD	T3		10.950	6.766	8.900	10.000	36.616	
1081	Hannah WOODLAND	T3		11.350	6.900	8.400	9.833	36.483	
1076	Caeley MARSHALL	T3		12.100	7.266	6.566	9.666	35.598	
1079	Emily WILSON	T1		10.650	5.766	7.500	9.600	33.516	
1075	Montana JARDINE	T1		11.500	8.266	___	10.433	30.199	
Flyaway Gymnastics									
1092	Tahlia WINTER-WEIDNER			13.500	9.866	12.200	13.533	49.099	
Gold Coast Gym									
1141	Emma BARNIER			___	___	___	10.200	10.200	
Infinity Gym Sports									
1208	Madeleine BENSON			11.400	9.433	10.933	11.000	42.766	
1214	Avondale THOMPSON			11.100	___	8.733	11.166	30.999	
Jets Gymnastics									
1838	Adele BRAND			14.300	14.000	13.666	13.300	55.266	
Maroochy Beach Gym									
1345	Mia VINES	T1		13.300	12.233	12.633	12.900	51.066	
1342	Hannah DWAN	T1		12.050	11.666	11.666	13.466	48.848	
1344	Rhiani LIZEMORE	T1		13.200	9.366	12.100	12.000	46.666	
1341	Jayda BURDETT	T1		12.100	9.433	8.400	11.266	41.199	
1343	Maddison JENKINS	T1		11.200	8.233	8.766	10.566	38.765	
MLC Gymnastics									
1374	Kalliope RICE	T1		12.100	10.866	11.100	10.933	44.999	
1373	Nicola LIM JOON	T1		11.700	10.033	9.833	10.166	41.732	
1370	Matilda BROUGHAM	T1		12.200	11.100	___	11.133	34.433	
1371	Amelia ENTWISLE	T1		___	11.300	11.300	___	22.600	
Northern Districts									
1418	Taya LEWIS-SMITH	T1		12.900	12.833	13.133	13.133	51.999	
1419	Hannah TARZAN	T1		13.300	12.633	10.933	12.666	49.532	
1417	Chloe JANKOWITZ	T1		13.100	8.433	11.200	10.833	43.566	
Premier Gymnastics									
1472	Olivia DOHERTY	T1		14.200	12.933	11.733	12.866	51.732	
1471	Sophia CRISANTE	T1		13.950	12.533	12.100	12.300	50.883	
1469	Rachael CHIANG	T1		12.150	12.233	13.166	12.000	49.549	





2019 National Clubs Carnival

Scores Level 10

Women / 10

Sep 20-29, 2019

Session: 33Y,34Y,35Y,36Y

Num	Name	Team							AA
		#1	#2	#3					
Premier Gymnastics continued...									
1470	Madison COOKE	T1			13.400	11.833	10.800	11.766	47.799
1473	Brooke HARDIN	T1			13.450	12.066	11.033	11.200	47.749
Shire Gymnastics									
1567	Bianca BRISTOW	T1			12.750	10.933	12.600	12.633	48.916
1571	Kayla PHILLPOT	T1			13.400	11.300	11.433	12.400	48.533
1568	Emily DUNCAN	T1			12.700	11.066	12.000	12.633	48.399
1566	Charlize BARR	T1			12.700	9.900	10.566	11.566	44.732
1569	Sophie HART	T1			11.650	9.466	10.733	11.600	43.449
1570	Georgia JENKINS	T1			11.750	8.133	9.633	10.633	40.149
Western Districts									
1749	Maya BROWN				13.450	10.700	11.366	11.833	47.349
Wollongong City									
1794	Indiana LUCAS	T1			11.500	10.966	13.000	11.833	47.299
1795	Brittney WILSON	T1			13.000	8.733	11.566	12.533	45.832
1796	Chloe WILSON	T1			11.950	7.566	9.500	12.066	41.082
1793	Biddy (Payton) LEITCH	T1			___	9.633	9.066	12.133	30.832
1797	Emelia May WITHERS	T1			___	0.000	___	___	0.000