





2019 National Clubs Carnival Day 2

Team Results Level 10 Day 2 Beam

Women / 10
Session: 37Y,38Y,39Y

Sep 20-29, 2019

Rank	Gym	Team	Score				
1	Delta Gym Brisbane	T1	159.113	41.232 2	38.999 1	39.432 1	39.450 2
2	Premier Gymnastics	T1	156.297	42.032 1	37.832 3	36.533 2	39.900 1
3	Delta Gym Brisbane	T2	148.097	40.500 4	35.132 5	35.965 4	36.500 7
4	Balance Gymnastics	T1	147.331	37.299 9	38.133 2	36.099 3	35.800 9
5	Northern Districts	T1	146.913	40.699 3	35.532 4	32.832 6	37.850 4
6	Cheltenham Youth	T1	145.730	40.432 5	33.682 7	34.266 5	37.350 5
7	Maroochy Beach Gym	T1	144.114	38.766 7	35.099 6	32.299 7	37.950 3
8	Shire Gymnastics	T1	140.265	39.633 6	32.633 9	31.899 10	36.100 8
9	MLC Gymnastics	T1	138.696	38.665 8	32.832 8	32.099 9	35.100 10
10	Wollongong City	T1	131.331	36.500 10	25.632 13	32.199 8	37.000 6
11	Eclipse Gymnastics	T1	122.296	36.165 11	27.199 10	27.232 11	31.700 12
12	Eclipse Gymnastics	T3	118.779	35.232 12	25.832 11	26.665 12	31.050 13
13	Eclipse Gymnastics	T2	113.949	33.366 13	25.133 14	26.300 13	29.150 14
14	Canberra City Gym	T1	109.015	27.166 14	22.599 15	24.900 14	34.350 11
15	Eastern Gymnastics	T1	86.664	21.166 15	25.732 12	20.366 15	19.400 15

2019 National Clubs Carnival Day 2

Page: 1
Printed: 9/29/2019 2:59 PM

Event Results - Multi

Women / 10
Session: All

Sep 20-29, 2019

#1 = 2019 National Clubs Carnival: 100%

#2 = 2019 National Clubs Carnival Day 2: 100%



Place	Num	Name	Gym		#2	#1	Score
1	992	Jayde BEUTEL	Delta Gym Brisbane	Fin:	13.600	13.566	27.166
				D:	5.200	5.200	
				E:	8.400	8.366	
				ND:			
2	1002	Grace WEBB	Delta Gym Brisbane	Fin:	13.366	13.366	26.732
				D:	5.600	5.600	
				E:	7.766	7.766	
				ND:			
3	886	Michaela SMITH	Canberra City Gym	Fin:	13.700	12.833	26.533
				D:	4.800	4.800	
				E:	8.900	8.033	
				ND:			
4	1838	Adele BRAND	Jets Gymnastics	Fin:	12.800	13.666	26.466
				D:	5.500	5.600	
				E:	7.300	8.066	
				ND:			
5	802	Fleur OWEN	Balance Gymnastics	Fin:	12.233	13.366	25.599
				D:	4.700	4.700	
				E:	7.533	8.666	
				ND:			
6	1469	Rachael CHIANG	Premier Gymnastics	Fin:	12.233	13.166	25.399
				D:	4.200	4.600	
				E:	8.033	8.566	
				ND:			
7	1794	Indiana LUCAS	Wollongong City	Fin:	12.166	13.000	25.166
				D:	4.900	5.200	
				E:	7.266	7.800	
				ND:			
8	938	Ruby WILCOCK	Cheltenham Youth	Fin:	12.033	12.733	24.766
				D:	4.700	4.700	
				E:	7.333	8.033	
				ND:			
9	1818	Niamh MCCARTHY	Delta Gym Brisbane	Fin:	12.166	12.300	24.466
				D:	4.200	4.200	
				E:	7.966	8.100	
				ND:			
10	998	Natasha HO	Delta Gym Brisbane	Fin:	12.066	12.200	24.266
				D:	4.400	4.600	
				E:	7.666	7.600	
				ND:			
11	1092	Tahlia WINTER-WEIDNER	Flyaway Gymnastics	Fin:	11.966	12.200	24.166
				D:	4.800	4.700	
				E:	7.166	7.500	
				ND:			
12	1418	Taya LEWIS-SMITH	Northern Districts	Fin:	10.933	13.133	24.066
				D:	4.800	5.400	
				E:	6.133	7.733	
				ND:			
13	1472	Olivia DOHERTY	Premier Gymnastics	Fin:	12.300	11.733	24.033
				D:	6.000	6.200	
				E:	6.300	5.533	
				ND:			

2019 National Clubs Carnival Day 2

Page: 2
Printed: 9/29/2019 2:59 PM

Event Results - Multi

Women / 10
Session: All

Sep 20-29, 2019

#1 = 2019 National Clubs Carnival: 100%

#2 = 2019 National Clubs Carnival Day 2: 100%



Place	Num	Name	Gym		#2	#1	Score
14	936	Jayde GELEIT	Cheltenham Youth	Fin:	11.600	12.300	23.900
				D:	4.300	4.300	
				E:	7.300	8.000	
				ND:			
15	994	Emma DE RUITER	Delta Gym Brisbane	Fin:	12.133	11.633	23.766
				D:	3.700	3.700	
				E:	8.433	7.933	
				ND:			
16	1342	Hannah DWAN	Maroochy Beach Gym	Fin:	11.933	11.666	23.599
				D:	3.600	3.300	
				E:	8.333	8.366	
				ND:			
17	801	Jasmine MUSCROFT	Balance Gymnastics	Fin:	11.666	11.733	23.399
				D:	4.400	3.900	
				E:	7.266	7.833	
				ND:			
18	1345	Mia VINES	Maroochy Beach Gym	Fin:	10.566	12.633	23.199
				D:	4.100	4.800	
				E:	6.466	7.833	
				ND:			
19	800	Mia GREEN	Balance Gymnastics	Fin:	12.200	10.900	23.100
				D:	4.500	4.100	
				E:	7.700	6.800	
				ND:			
20	1473	Brooke HARDIN	Premier Gymnastics	Fin:	12.000	11.033	23.033
				D:	4.500	3.800	
				E:	7.500	7.233	
				ND:			
21	993	Kyanalee COLEMAN	Delta Gym Brisbane	Fin:	11.666	11.333	22.999
				D:	3.200	3.200	
				E:	8.466	8.133	
				ND:			
22	1371	Amelia ENTWISLE	MLC Gymnastics	Fin:	11.666	11.300	22.966
				D:	4.000	4.000	
				E:	7.666	7.300	
				ND:			
23	798	Tahli DANELUTTI	Balance Gymnastics	Fin:	10.466	12.233	22.699
				D:	4.500	4.600	
				E:	5.966	7.633	
				ND:			
24	1374	Kalliope RICE	MLC Gymnastics	Fin:	11.400	11.100	22.500
				D:	4.100	3.600	
				E:	7.300	7.500	
				ND:			
25	1568	Emily DUNCAN	Shire Gymnastics	Fin:	10.433	12.000	22.433
				D:	3.500	3.800	
				E:	6.933	8.200	
				ND:			
26	995	Jaymee DILLON	Delta Gym Brisbane	Fin:	12.466	9.966	22.432
				D:	4.300	4.100	
				E:	8.166	5.866	
				ND:			

2019 National Clubs Carnival Day 2

Page: 3
Printed: 9/29/2019 2:59 PM

Event Results - Multi

Women / 10
Session: All

Sep 20-29, 2019

#1 = 2019 National Clubs Carnival: 100%

#2 = 2019 National Clubs Carnival Day 2: 100%



Place	Num	Name	Gym		#2	#1	Score
27	1419	Hannah TARZAN	Northern Districts	Fin:	11.333	10.933	22.266
				D:	5.700	5.100	
				E:	5.633	5.833	
				ND:			
28	1470	Madison COOKE	Premier Gymnastics	Fin:	11.200	10.800	22.000
				D:	2.200	2.200	
				E:	9.000	8.600	
				ND:			
29	1571	Kayla PHILLPOT	Shire Gymnastics	Fin:	10.566	11.433	21.999
				D:	3.600	4.300	
				E:	6.966	7.133	
				ND:			
30	996	Siena ENDERS	Delta Gym Brisbane	Fin:	10.566	11.233	21.799
				D:	3.600	3.600	
				E:	6.966	7.633	
				ND:			
31T	937	Kathleen SUMARNA	Cheltenham Youth	Fin:	10.633	11.133	21.766
				D:	5.300	4.900	
				E:	5.333	6.233	
				ND:			
31T	1417	Chloe JANKOWITZ	Northern Districts	Fin:	10.566	11.200	21.766
				D:	3.300	3.800	
				E:	7.266	7.400	
				ND:			
31T	1749	Maya BROWN	Western Districts	Fin:	10.400	11.366	21.766
				D:	3.700	3.700	
				E:	6.700	7.666	
				ND:			
34	1471	Sophia CRISANTE	Premier Gymnastics	Fin:	9.633	12.100	21.733
				D:	5.200	5.600	
				E:	4.433	6.500	
				ND:			
35	1795	Brittney WILSON	Wollongong City	Fin:	10.100	11.566	21.666
				D:	4.500	3.700	
				E:	5.600	7.866	
				ND:			
36	1080	Ella WINDER	Eclipse Gymnastics	Fin:	9.766	11.666	21.432
				D:	3.600	4.000	
				E:	6.166	7.666	
				ND:			
37T	1000	Monique MORGAN	Delta Gym Brisbane	Fin:	10.566	10.800	21.366
				D:	3.800	4.200	
				E:	6.766	6.600	
				ND:			
37T	935	Brigitta EVANS	Cheltenham Youth	Fin:	10.433	10.933	21.366
				D:	4.100	3.800	
				E:	6.333	7.133	
				ND:			
39	1344	Rhiani LIZEMORE	Maroochy Beach Gym	Fin:	9.066	12.100	21.166
				D:	3.000	4.600	
				E:	6.066	7.500	
				ND:			

2019 National Clubs Carnival Day 2

Page: 4
Printed: 9/29/2019 2:59 PM

Event Results - Multi

Women / 10
Session: All

Sep 20-29, 2019

#1 = 2019 National Clubs Carnival: 100%

#2 = 2019 National Clubs Carnival Day 2: 100%



Place	Num	Name	Gym		#2	#1	Score
40	885	Ceinwyn ROBENS	Canberra City Gym	Fin:	11.200	9.833	21.033
				D:	3.200	3.400	
				E:	8.000	6.433	
				ND:			
41	1569	Sophie HART	Shire Gymnastics	Fin:	10.100	10.733	20.833
				D:	4.200	4.300	
				E:	5.900	6.433	
				ND:			
42	1839	Darcy RECHNER	Delta Gym Brisbane	Fin:	11.100	9.600	20.700
				D:	3.000	3.100	
				E:	8.100	6.500	
				ND:			
43	1570	Georgia JENKINS	Shire Gymnastics	Fin:	10.900	9.633	20.533
				D:	3.600	3.600	
				E:	7.300	6.033	
				ND:			
44	1046	Brooke CASSIDY	Eastern Gymnastics	Fin:	10.466	10.033	20.499
				D:	2.600	2.600	
				E:	7.866	7.433	
				ND:			
45	1001	Emma WALTON	Delta Gym Brisbane	Fin:	10.533	9.466	19.999
				D:	2.100	2.200	
				E:	8.433	7.266	
				ND:			
46	1566	Charlize BARR	Shire Gymnastics	Fin:	9.233	10.566	19.799
				D:	2.600	3.300	
				E:	6.633	7.266	
				ND:			
47T	1208	Madeleine BENSON	Infinity Gym Sports	Fin:	8.066	10.933	18.999
				D:	2.200	2.900	
				E:	5.866	8.033	
				ND:			
47T	1793	Biddy (Payton) LEITCH	Wollongong City	Fin:	9.933	9.066	18.999
				D:	3.300	3.600	
				E:	6.633	5.466	
				ND:			
49	1373	Nicola LIM JOON	MLC Gymnastics	Fin:	9.033	9.833	18.866
				D:	3.600	3.600	
				E:	5.433	6.233	
				ND:			
50	1049	Kayla PARKS	Eastern Gymnastics	Fin:	9.900	8.800	18.700
				D:	2.500	2.500	
				E:	7.400	6.300	
				ND:			
51	1796	Chloe WILSON	Wollongong City	Fin:	9.100	9.500	18.600
				D:	3.000	3.500	
				E:	6.100	6.000	
				ND:			
52	1343	Maddison JENKINS	Maroochy Beach Gym	Fin:	9.800	8.766	18.566
				D:	2.700	2.200	
				E:	7.100	6.566	
				ND:			

2019 National Clubs Carnival Day 2

Event Results - Multi

Women / 10
Session: All

Sep 20-29, 2019

#1 = 2019 National Clubs Carnival: 100%

#2 = 2019 National Clubs Carnival Day 2: 100%



Place	Num	Name	Gym		#2	#1	Score
53	1078	Naomi PEARS	Eclipse Gymnastics	Fin:	9.200	9.300	18.500
				D:	1.000	1.500	
				E:	8.200	7.800	
				ND:			
54	1077	Jacqueline MCDONALD	Eclipse Gymnastics	Fin:	9.333	8.900	18.233
				D:	2.200	2.700	
				E:	7.133	6.200	
				ND:			
55T	1081	Hannah WOODLAND	Eclipse Gymnastics	Fin:	9.566	8.400	17.966
				D:	1.300	1.400	
				E:	8.266	7.000	
				ND:			
55T	1341	Jayda BURDETT	Maroochy Beach Gym	Fin:	9.566	8.400	17.966
				D:	2.400	2.400	
				E:	7.166	6.000	
				ND:			
57T	1072	Sienna FERRIS	Eclipse Gymnastics	Fin:	8.766	8.600	17.366
				D:	1.200	1.200	
				E:	7.566	7.400	
				ND:			
57T	1074	Jasmyn HILLS	Eclipse Gymnastics	Fin:	8.200	9.166	17.366
				D:	2.100	2.300	
				E:	6.100	6.866	
				ND:			
59	1071	Sabine DUNSTONE	Eclipse Gymnastics	Fin:	8.900	8.133	17.033
				D:	2.000	1.500	
				E:	6.900	6.633	
				ND:			
60	1214	Avondale THOMPSON	Infinity Gym Sports	Fin:	7.533	8.733	16.266
				D:	2.300	2.300	
				E:	5.233	6.433	
				ND:			
61	1079	Emily WILSON	Eclipse Gymnastics	Fin:	8.700	7.500	16.200
				D:	0.600	1.200	
				E:	8.100	6.300	
				ND:			
62	1070	Mia COLEMAN	Eclipse Gymnastics	Fin:	7.666	8.433	16.099
				D:	1.200	1.200	
				E:	6.466	7.233	
				ND:			
63	1069	Amber BRIEN	Eclipse Gymnastics	Fin:	7.766	7.700	15.466
				D:	1.200	1.500	
				E:	6.566	6.200	
				ND:			
64	1076	Caeley MARSHALL	Eclipse Gymnastics	Fin:	7.333	6.566	13.899
				D:	1.500	1.500	
				E:	5.833	5.066	
				ND:			
65	1567	Bianca BRISTOW	Shire Gymnastics	Fin:	0.000	12.600	12.600
				D:	0.000	4.400	
				E:	0.000	8.200	
				ND:			

2019 National Clubs Carnival Day 2

Event Results - Multi

Women / 10
Session: All

Sep 20-29, 2019

#1 = 2019 National Clubs Carnival: 100%

#2 = 2019 National Clubs Carnival Day 2: 100%



Place	Num	Name	Gym		#2	#1	Score
66	1048	Ashlee MURRAY	Eastern Gymnastics	Fin:	0.000	10.600	10.600
				D:	0.000	3.200	
				E:	0.000	7.400	
				ND:			
67	884	Olivia MALONE	Canberra City Gym	Fin:	0.000	8.866	8.866
				D:	0.000	1.900	
				E:	0.000	6.966	
				ND:			
68T	799	Annabella GERAGHTY	Balance Gymnastics	Fin:	0.000	0.000	0.000
				D:	0.000	0.000	
				E:	0.000	0.000	
				ND:			
68T	1047	Nilufar MEMAR	Eastern Gymnastics	Fin:	0.000	0.000	0.000
				D:	0.000	0.000	
				E:	0.000	0.000	
				ND:			
68T	1141	Emma BARNIER	Gold Coast Gym	Fin:	0.000	0.000	0.000
				D:	0.000	0.000	
				E:	0.000	0.000	
				ND:			
68T	1370	Matilda BROUGHAM	MLC Gymnastics	Fin:	0.000	0.000	0.000
				D:	0.000	0.000	
				E:	0.000	0.000	
				ND:			
68T	1797	Emelia May WITHERS	Wollongong City	Fin:	0.000	0.000	0.000
				D:	0.000	0.000	
				E:	0.000	0.000	
				ND:			
68T	1075	Montana JARDINE	Eclipse Gymnastics	Fin:	0.000	0.000	0.000
				D:	0.000	0.000	
				E:	0.000	0.000	
				ND:			