





2019 National Clubs Carnival Day 2

Team Results Level 10 Day 2 Bars

Women / 10
Session: 37Y,38Y,39Y

Sep 20-29, 2019

Rank	Gym	Team	Score				
1	Delta Gym Brisbane	T1	159.113	41.232 2	38.999 1	39.432 1	39.450 2
2	Premier Gymnastics	T1	156.297	42.032 1	37.832 3	36.533 2	39.900 1
3	Delta Gym Brisbane	T2	148.097	40.500 4	35.132 5	35.965 4	36.500 7
4	Balance Gymnastics	T1	147.331	37.299 9	38.133 2	36.099 3	35.800 9
5	Northern Districts	T1	146.913	40.699 3	35.532 4	32.832 6	37.850 4
6	Cheltenham Youth	T1	145.730	40.432 5	33.682 7	34.266 5	37.350 5
7	Maroochy Beach Gym	T1	144.114	38.766 7	35.099 6	32.299 7	37.950 3
8	Shire Gymnastics	T1	140.265	39.633 6	32.633 9	31.899 10	36.100 8
9	MLC Gymnastics	T1	138.696	38.665 8	32.832 8	32.099 9	35.100 10
10	Wollongong City	T1	131.331	36.500 10	25.632 13	32.199 8	37.000 6
11	Eclipse Gymnastics	T1	122.296	36.165 11	27.199 10	27.232 11	31.700 12
12	Eclipse Gymnastics	T3	118.779	35.232 12	25.832 11	26.665 12	31.050 13
13	Eclipse Gymnastics	T2	113.949	33.366 13	25.133 14	26.300 13	29.150 14
14	Canberra City Gym	T1	109.015	27.166 14	22.599 15	24.900 14	34.350 11
15	Eastern Gymnastics	T1	86.664	21.166 15	25.732 12	20.366 15	19.400 15

2019 National Clubs Carnival Day 2

Page: 1
Printed: 9/29/2019 2:50 PM

Event Results - Multi

Women / 10
Session: All

Sep 20-29, 2019

#1 = 2019 National Clubs Carnival: 100%

#2 = 2019 National Clubs Carnival Day 2: 100%



Place	Num	Name	Gym		#2	#1	Score
1	802	Fleur OWEN	Balance Gymnastics	Fin:	13.133	13.100	26.233
				D:	5.000	4.900	
				E:	8.133	8.200	
				ND:			
2	1472	Olivia DOHERTY	Premier Gymnastics	Fin:	13.200	12.933	26.133
				D:	4.200	4.200	
				E:	9.000	8.733	
				ND:			
3	798	Tahli DANELUTTI	Balance Gymnastics	Fin:	13.100	12.966	26.066
				D:	4.600	4.600	
				E:	8.500	8.366	
				ND:			
4	992	Jayde BEUTEL	Delta Gym Brisbane	Fin:	13.600	12.333	25.933
				D:	5.500	5.300	
				E:	8.100	7.033	
				ND:			
5	1419	Hannah TARZAN	Northern Districts	Fin:	13.166	12.633	25.799
				D:	4.600	4.300	
				E:	8.566	8.333	
				ND:			
6T	886	Michaela SMITH	Canberra City Gym	Fin:	12.733	12.700	25.433
				D:	3.700	3.700	
				E:	9.033	9.000	
				ND:			
6T	1345	Mia VINES	Maroochy Beach Gym	Fin:	13.200	12.233	25.433
				D:	5.100	5.000	
				E:	8.100	7.233	
				ND:			
8	1471	Sophia CRISANTE	Premier Gymnastics	Fin:	12.766	12.533	25.299
				D:	4.200	4.100	
				E:	8.566	8.433	
				ND:			
9	996	Siena ENDERS	Delta Gym Brisbane	Fin:	12.533	12.566	25.099
				D:	4.000	4.000	
				E:	8.533	8.566	
				ND:			
10	1418	Taya LEWIS-SMITH	Northern Districts	Fin:	12.133	12.833	24.966
				D:	4.200	4.200	
				E:	7.933	8.633	
				ND:			
11	995	Jaymee DILLON	Delta Gym Brisbane	Fin:	12.866	11.966	24.832
				D:	5.100	5.300	
				E:	7.766	6.666	
				ND:			
12	1000	Monique MORGAN	Delta Gym Brisbane	Fin:	11.466	13.000	24.466
				D:	3.700	4.300	
				E:	7.766	8.700	
				ND:			
13	1838	Adele BRAND	Jets Gymnastics	Fin:	10.400	14.000	24.400
				D:	1.500	6.100	
				E:	8.900	7.900	
				ND:			

2019 National Clubs Carnival Day 2

Page: 2
Printed: 9/29/2019 2:50 PM

Event Results - Multi

Women / 10
Session: All

Sep 20-29, 2019

#1 = 2019 National Clubs Carnival: 100%

#2 = 2019 National Clubs Carnival Day 2: 100%



Place	Num	Name	Gym		#2	#1	Score
14	1469	Rachael CHIANG	Premier Gymnastics	Fin:	11.800	12.233	24.033
				D:	4.300	4.600	
				E:	7.500	7.633	
				ND:			
15	1818	Niamh MCCARTHY	Delta Gym Brisbane	Fin:	12.333	11.666	23.999
				D:	3.300	3.300	
				E:	9.033	8.366	
				ND:			
16	993	Kyanalee COLEMAN	Delta Gym Brisbane	Fin:	11.766	12.200	23.966
				D:	3.300	3.500	
				E:	8.466	8.700	
				ND:			
17	1470	Madison COOKE	Premier Gymnastics	Fin:	11.866	11.833	23.699
				D:	3.300	3.300	
				E:	8.566	8.533	
				ND:			
18	1002	Grace WEBB	Delta Gym Brisbane	Fin:	11.900	11.766	23.666
				D:	3.800	3.400	
				E:	8.100	8.366	
				ND:			
19	937	Kathleen SUMARNA	Cheltenham Youth	Fin:	12.466	10.933	23.399
				D:	3.700	3.700	
				E:	8.766	7.233	
				ND:			
20	1342	Hannah DWAN	Maroochy Beach Gym	Fin:	11.666	11.666	23.332
				D:	3.000	3.100	
				E:	8.666	8.566	
				ND:			
21	1473	Brooke HARDIN	Premier Gymnastics	Fin:	11.233	12.066	23.299
				D:	3.200	3.300	
				E:	8.033	8.766	
				ND:			
22	994	Emma DE RUITER	Delta Gym Brisbane	Fin:	11.033	11.733	22.766
				D:	2.800	3.000	
				E:	8.233	8.733	
				ND:			
23	1080	Ella WINDER	Eclipse Gymnastics	Fin:	10.033	12.600	22.633
				D:	3.500	4.300	
				E:	6.533	8.300	
				ND:			
24	998	Natasha HO	Delta Gym Brisbane	Fin:	10.266	12.366	22.632
				D:	3.900	4.300	
				E:	6.366	8.066	
				ND:			
25	1371	Amelia ENTWISLE	MLC Gymnastics	Fin:	11.266	11.300	22.566
				D:	2.600	2.600	
				E:	8.666	8.700	
				ND:			
26	1571	Kayla PHILLPOT	Shire Gymnastics	Fin:	11.133	11.300	22.433
				D:	2.700	2.600	
				E:	8.433	8.700	
				ND:			

2019 National Clubs Carnival Day 2

Page: 3
Printed: 9/29/2019 2:50 PM

Event Results - Multi

Women / 10
Session: All

Sep 20-29, 2019

#1 = 2019 National Clubs Carnival: 100%

#2 = 2019 National Clubs Carnival Day 2: 100%



Place	Num	Name	Gym		#2	#1	Score
27	1568	Emily DUNCAN	Shire Gymnastics	Fin:	11.300	11.066	22.366
				D:	3.400	2.800	
				E:	7.900	8.266	
				ND:			
28	799	Annabella GERAGHTY	Balance Gymnastics	Fin:	11.900	10.333	22.233
				D:	3.300	3.300	
				E:	8.600	7.033	
				ND:			
29	936	Jayde GELEIT	Cheltenham Youth	Fin:	11.366	10.866	22.232
				D:	3.100	2.800	
				E:	8.266	8.066	
				ND:			
30	1374	Kalliope RICE	MLC Gymnastics	Fin:	10.933	10.866	21.799
				D:	2.700	2.500	
				E:	8.233	8.366	
				ND:			
31	1370	Matilda BROUGHAM	MLC Gymnastics	Fin:	10.600	11.100	21.700
				D:	2.800	2.800	
				E:	7.800	8.300	
				ND:			
32	800	Mia GREEN	Balance Gymnastics	Fin:	10.933	10.600	21.533
				D:	2.600	2.600	
				E:	8.333	8.000	
				ND:			
33	1839	Darcy RECHNER	Delta Gym Brisbane	Fin:	10.633	10.800	21.433
				D:	2.700	2.500	
				E:	7.933	8.300	
				ND:			
34	1092	Tahlia WINTER-WEIDNER	Flyaway Gymnastics	Fin:	11.066	9.866	20.932
				D:	2.900	2.800	
				E:	8.166	7.066	
				ND:			
35	1794	Indiana LUCAS	Wollongong City	Fin:	9.800	10.966	20.766
				D:	2.500	2.600	
				E:	7.300	8.366	
				ND:			
36T	1373	Nicola LIM JOON	MLC Gymnastics	Fin:	10.633	10.033	20.666
				D:	2.700	2.700	
				E:	7.933	7.333	
				ND:			
36T	938	Ruby WILCOCK	Cheltenham Youth	Fin:	8.933	11.733	20.666
				D:	2.600	3.700	
				E:	6.333	8.033	
				ND:			
38	935	Brigitta EVANS	Cheltenham Youth	Fin:	9.850	10.766	20.616
				D:	1.900	2.600	
				E:	7.950	8.166	
				ND:			
39	885	Ceinwyn ROBENS	Canberra City Gym	Fin:	9.866	10.666	20.532
				D:	2.700	2.700	
				E:	7.166	7.966	
				ND:			

2019 National Clubs Carnival Day 2

Page: 4
Printed: 9/29/2019 2:50 PM

Event Results - Multi

Women / 10
Session: All

Sep 20-29, 2019

#1 = 2019 National Clubs Carnival: 100%

#2 = 2019 National Clubs Carnival Day 2: 100%



Place	Num	Name	Gym		#2	#1	Score
40	1566	Charlize BARR	Shire Gymnastics	Fin:	10.200	9.900	20.100
				D:	1.800	1.800	
				E:	8.400	8.100	
				ND:			
41	1749	Maya BROWN	Western Districts	Fin:	9.166	10.700	19.866
				D:	1.400	2.500	
				E:	7.766	8.200	
				ND:			
42	1208	Madeleine BENSON	Infinity Gym Sports	Fin:	10.200	9.433	19.633
				D:	1.800	1.800	
				E:	8.400	7.633	
				ND:			
43	1344	Rhiani LIZEMORE	Maroochy Beach Gym	Fin:	10.233	9.366	19.599
				D:	3.500	4.100	
				E:	6.733	5.266	
				ND:			
44	801	Jasmine MUSCROFT	Balance Gymnastics	Fin:	10.633	8.500	19.133
				D:	1.900	2.600	
				E:	8.733	5.900	
				ND:			
45	1417	Chloe JANKOWITZ	Northern Districts	Fin:	10.233	8.433	18.666
				D:	2.500	1.900	
				E:	7.733	6.533	
				ND:			
46	1047	Nilufar MEMAR	Eastern Gymnastics	Fin:	10.233	8.033	18.266
				D:	3.300	2.500	
				E:	6.933	5.533	
				ND:			
47	1569	Sophie HART	Shire Gymnastics	Fin:	8.300	9.466	17.766
				D:	2.300	2.300	
				E:	6.000	7.166	
				ND:			
48	1074	Jasmyn HILLS	Eclipse Gymnastics	Fin:	8.533	8.900	17.433
				D:	1.200	1.200	
				E:	7.333	7.700	
				ND:			
49	1070	Mia COLEMAN	Eclipse Gymnastics	Fin:	9.300	8.066	17.366
				D:	1.300	0.700	
				E:	8.000	7.366	
				ND:			
50	1001	Emma WALTON	Delta Gym Brisbane	Fin:	8.466	8.800	17.266
				D:	0.300	0.300	
				E:	8.166	8.500	
				ND:			
51	1793	Biddy (Payton) LEITCH	Wollongong City	Fin:	7.600	9.633	17.233
				D:	1.100	1.800	
				E:	6.500	7.833	
				ND:			
52	1075	Montana JARDINE	Eclipse Gymnastics	Fin:	8.866	8.266	17.132
				D:	0.500	0.500	
				E:	8.366	7.766	
				ND:			

2019 National Clubs Carnival Day 2

Page: 5
Printed: 9/29/2019 2:50 PM

Event Results - Multi

Women / 10
Session: All

Sep 20-29, 2019

#1 = 2019 National Clubs Carnival: 100%

#2 = 2019 National Clubs Carnival Day 2: 100%



Place	Num	Name	Gym		#2	#1	Score
53T	1341	Jayda BURDETT	Maroochy Beach Gym	Fin:	7.500	9.433	16.933
				D:	0.300	0.300	
				E:	7.200	9.133	
				ND:			
53T	1343	Maddison JENKINS	Maroochy Beach Gym	Fin:	8.700	8.233	16.933
				D:	0.500	0.500	
				E:	8.200	7.733	
				ND:			
55	1046	Brooke CASSIDY	Eastern Gymnastics	Fin:	8.766	8.066	16.832
				D:	1.900	1.900	
				E:	6.866	6.166	
				ND:			
56	1570	Georgia JENKINS	Shire Gymnastics	Fin:	8.666	8.133	16.799
				D:	2.300	2.500	
				E:	6.366	5.633	
				ND:			
57	1072	Sienna FERRIS	Eclipse Gymnastics	Fin:	8.300	8.366	16.666
				D:	0.500	0.500	
				E:	7.800	7.866	
				ND:			
58	1795	Brittney WILSON	Wollongong City	Fin:	7.866	8.733	16.599
				D:	2.600	1.800	
				E:	5.266	6.933	
				ND:			
59	1071	Sabine DUNSTONE	Eclipse Gymnastics	Fin:	8.800	7.766	16.566
				D:	0.500	0.600	
				E:	8.300	7.166	
				ND:			
60	1069	Amber BRIEN	Eclipse Gymnastics	Fin:	8.266	7.633	15.899
				D:	0.500	0.500	
				E:	7.766	7.133	
				ND:			
61T	1796	Chloe WILSON	Wollongong City	Fin:	7.966	7.566	15.532
				D:	1.900	1.400	
				E:	6.066	6.166	
				ND:			
61T	1076	Caeley MARSHALL	Eclipse Gymnastics	Fin:	8.266	7.266	15.532
				D:	1.200	1.200	
				E:	7.066	6.066	
				ND:			
63	1049	Kayla PARKS	Eastern Gymnastics	Fin:	6.733	8.500	15.233
				D:	1.300	1.900	
				E:	5.433	6.600	
				ND:			
64	1077	Jacqueline MCDONALD	Eclipse Gymnastics	Fin:	8.166	6.766	14.932
				D:	1.200	1.200	
				E:	6.966	5.566	
				ND:			
65	1081	Hannah WOODLAND	Eclipse Gymnastics	Fin:	7.700	6.900	14.600
				D:	0.600	0.600	
				E:	7.100	6.300	
				ND:			

2019 National Clubs Carnival Day 2

Event Results - Multi

Women / 10
Session: All

Sep 20-29, 2019

#1 = 2019 National Clubs Carnival: 100%

#2 = 2019 National Clubs Carnival Day 2: 100%



Place	Num	Name	Gym		#2	#1	Score
66	1078	Naomi PEARS	Eclipse Gymnastics	Fin:	7.800	6.733	14.533
				D:	0.500	0.500	
				E:	7.300	6.233	
				ND:			
67	1079	Emily WILSON	Eclipse Gymnastics	Fin:	6.833	5.766	12.599
				D:	0.700	0.700	
				E:	6.133	5.066	
				ND:			
68	1567	Bianca BRISTOW	Shire Gymnastics	Fin:	0.000	10.933	10.933
				D:	0.000	3.100	
				E:	0.000	7.833	
				ND:			
69	1048	Ashlee MURRAY	Eastern Gymnastics	Fin:	0.000	10.033	10.033
				D:	0.000	2.600	
				E:	0.000	7.433	
				ND:			
70	884	Olivia MALONE	Canberra City Gym	Fin:	0.000	9.966	9.966
				D:	0.000	1.900	
				E:	0.000	8.066	
				ND:			
71T	1141	Emma BARNIER	Gold Coast Gym	Fin:	0.000	0.000	0.000
				D:	0.000	0.000	
				E:	0.000	0.000	
				ND:			
71T	1214	Avondale THOMPSON	Infinity Gym Sports	Fin:	0.000	0.000	0.000
				D:	0.000	0.000	
				E:	0.000	0.000	
				ND:			
71T	1797	Emelia May WITHERS	Wollongong City	Fin:	0.000	0.000	0.000
				D:	0.000	0.000	
				E:	0.000	0.000	
				ND:			