















AUS National Clubs 2023 Gold Coast Sports and Leisure Centre, 16-19th September
Tumbling – Youth U15 TUM Female – Final 2

				S1	S2	S3	S4	S5	S6	S7	S8	L	E	D	Total	Score	
1.	KACHAN	Alexsa	 Kachan School of Tumbling & Performance	2010	1	0	6	2	0	0	1	6	2	18.2	6.3	24.500	24.500
2.	FAASOI-STEHLIN	Giselle	 Robertson Gymnastics	2010	1	2	1	2	2	4	4	4	0	18.0	4.3	22.300	22.300
3.	VICENCIO-JENKINS	Sofia	 Robertson Gymnastics	2010	1	2	3	4	2	4	3	5	2	17.4	4.3	21.700	21.700
4.	POWELL	Olivia	 Skybound Gymnastics	2009	1	2	3	4	4	4	5		0	15.7	4.8	20.500	20.500





AUS National Clubs 2023 Gold Coast Sports and Leisure Centre, 16-19th September
Tumbling – Youth U15 TUM Female – Final 1

				S1	S2	S3	S4	S5	S6	S7	S8	L	E	D	Total	Score
1.	KACHAN	Alexsa	 Kachan School of Tumbling & Performance	2010	1	1	0	0	0	0	6	2	19.0	5.1	24.100	24.100
2.	FAASOI-STEHLIN	Giselle	 Robertson Gymnastics	2010	1	2	2	3	2	4	4	2	17.6	4.3	21.900	21.900
3.	POWELL	Olivia	 Skybound Gymnastics	2009	2	2	4	4	4	6	5	2	16.7	5.0	21.700	21.700
4.	VICENCIO-JENKINS	Sofia	 Robertson Gymnastics	2010	2	2	3	4	4	6	4	2	16.9	4.3	21.200	21.200
5.	WALSH	Isabel	 Adelaide Tumbling Academy	2010	2	4	2	4	4	4	4	2	17.0	3.5	20.500	20.500
6.	KONDOPRIAS	Anastasia	 Adelaide Tumbling Academy	2009	2	3	4	3	3	2	4	2	17.5	2.8	20.300	20.300
7.	DOGAN	Leyla	 Robertson Gymnastics	2009	2	2	2	3	2	3	4	2	17.8	2.2	20.000	20.000
8.	CONNORS	Lilli Ann	 Robertson Gymnastics	2010	2	2	4	4	4	4	4	2	17.0	2.9	19.900	19.900








AUS National Clubs 2023 Gold Coast Sports and Leisure Centre, 16-19th September
 Tumbling – Youth U15 TUM Female – Qualification

					S1	S2	S3	S4	S5	S6	S7	S8	L	E	D	Total	Score
1.	KACHAN	Alexsa	Kachan School of Tumbling & Performance	2010	0	2	0	0	0	0	0	6	2	19.0	5.1	24.100	48.500
					1	0	6	2	0	0	2	6	2	18.1	6.3	24.400	
2.	VICENCIO-JENKINS	Sofia	Robertson Gymnastics	2010	1	4	2	2	3	4	4	5	0	17.5	4.3	21.800	43.700
					1	4	2	2	3	4	4	4	0	17.6	4.3	21.900	
3.	FAASOI-STEHLIN	Giselle	Robertson Gymnastics	2010	1	2	3	2	2	3	4	4	2	17.7	4.3	-0.2→21.800	43.600
					1	2	2	4	3	4	4	5	0	17.5	4.3	21.800	
4.	POWELL	Olivia	Skybound Gymnastics	2009	1	2	4	4	4	4	4	4	2	17.1	4.3	21.400	43.500
					1	2	4	4	4	4	4	4	2	17.1	5.0	22.100	
5.	KONDOPRIAS	Anastasia	Adelaide Tumbling Academy	2009	1	3	2	2	2	2	4	4	2	17.8	2.8	20.600	40.800
					1	3	2	2	2	4	4	6	2	17.4	2.8	20.200	
6.	CONNORS	Lilli Ann	Robertson Gymnastics	2010	1	4	2	3	2	3	3	4	2	17.6	2.9	20.500	40.200
					1	2	3	3	4	4	4	4	3	17.2	2.9	-0.4→19.700	
7.	DOGAN	Leyla	Robertson Gymnastics	2009	2	2	2	2	2	4	4	4	0	17.8	2.2	20.000	39.800
					2	1	2	2	3	4	4	4	2	17.6	2.2	19.800	
8.	WALSH	Isabel	Adelaide Tumbling Academy	2010	2	3	4	4	4	6	4	6	4	16.3	3.5	19.800	39.600
					2	4	4	4	3	4	4	6	2	16.7	3.5	-0.4→19.800	
9.	BACKSHALL	Daveigh	Peak Trampoline		2	2	2	2	3	4	4	6	2	17.3	2.4	19.700	37.600
					4	2	2	4	6	6	6	8	3	15.9	2.4	-0.4→17.900	



					S1	S2	S3	S4	S5	S6	S7	S8	L	E	D	Total	Score
10.	EDMUNDS	Mia	 High Flyers Trampoline & Gymnastics Academy	2009	2	2	4	4	6				0	12.2	2.3	14.500	32.700
					2	4	2	4	4	4	4		0	15.6	2.6	18.200	
11.	ROSE	Genevieve	 Super Performance Centre	2010	2	2							0	7.6	0.2	7.800	19.500
					2	1	2	4					0	11.1	0.6	11.700	
12.	LOWMAN	Kiara	 Skybound Gymnastics	2010									0			DNS	0
													0			DNS	

