



AUS National Clubs 2023 Gold Coast Sports and Leisure Centre, 16-19th September
Individual trampoline – Youth U15 TRP Female – Final

				S1	S2	S3	S4	S5	S6	S7	S8	S9	S10	L	E	D	HD	ToF	Total	Score	
1.	HEAD	Willow	Robertson Gymnastics	2009	4	4	5	4	4	4	2	3	4	4	4	15.8	9.6	9.00	13.840	48.240	48.240
2.	DOGAN	Leyla	Robertson Gymnastics	2009	4	6	5	4	4	4	4	8	6	4	2	14.9	9.7	9.20	13.455	47.255	47.255
3.	KACHAN	Alexsa	Kachan School of Tumbling & Performance	2010	6	4	6	4	4	4	4	6	4	6	2	15.0	8.9	9.20	13.775	46.875	46.875
4.	BUTTERWORTH PASCOE	Xoey	Sydney Gymnastics Centre	2001	4	6	6	5	5	4	4	4	4	5	1	15.2	8.5	9.10	13.385	46.185	46.185
5.	COX	Maggie	Robertson Gymnastics	2010	4	4	2	4	4	6	5	4	4	6	2	15.5	7.1	9.40	12.330	44.330	44.330
6.	FAASOI-STEHLIN	Giselle	Robertson Gymnastics	2010	6	5	6	4	4	5	4	6	4	4	20	13.2	9.1	9.10	12.700	44.100	44.100
7.	ROUPELL	Nicola	Sydney Gymnastics Centre	2009	7	4	5									4.4	3.8	3.00	4.340	15.540	15.540
8.	KONEMANN	Abbey	Sydney Gymnastics Centre	2001	8											1.2	1.3	0.90	1.215	4.615	4.615








AUS National Clubs 2023 Gold Coast Sports and Leisure Centre, 16-19th September
Individual trampoline – Youth U15 TRP Female – Qualification

					S1	S2	S3	S4	S5	S6	S7	S8	S9	S10	L	E	D	HD	ToF	Total	Score
1.	HEAD	Willow	Robertson Gymnastics	2009	4 5	2 3	0 6	1 4	3 4	4 4	4 2	1 4	2 4	4 4	0 3	17.5 15.7		9.40 9.50	14.275 13.730	41.175 48.530	89.705
2.	BUTTERWORTH PASCOE	Xoey	Sydney Gymnastics Centre	2001	4 4	4 4	4 4	4 4	2 4	4 4	2 4	2 4	1 4	2 5	0 4	17.1 15.5		9.70 9.20	14.135 13.660	40.935 46.860	87.795
3.	DOGAN	Leyla	Robertson Gymnastics	2009	4 4	4 6	2 4	2 4	4 4	4 4	4 4	2 5	4 6	6 4	0 1	16.4 15.4		9.50 9.10	13.655 13.760	39.555 47.960	87.515
4.	ROUPELL	Nicola	Sydney Gymnastics Centre	2009	4 4	5 4	5 6	4 6	4 4	4 6	4 4	4 4	4 6	4 7	2 3	15.6 14.6		9.40 8.50	14.200 13.835	39.200 46.735	85.935
5.	KACHAN	Alexsa	Kachan School of Tumbling & Performance	2010	4 6	5 4	5 6	4 5	4 4	6 3	4 5	4 3	4 4	6 4	2 0	15.2 15.6		9.50 9.30	13.805 13.955	38.505 47.055	85.560
6.	FAASOI-STEHLIN	Giselle	Robertson Gymnastics	2010	5 6	4 4	2 5	4 3	4 4	4 4	4 5	1 5	3 5	6 4	2 2	16.1 15.3		9.60 9.30	12.355 12.755	38.055 46.455	84.510
7.	COX	Maggie	Robertson Gymnastics	2010	5 5	4 4	4 2	2 4	4 6	4 6	4 5	2 4	2 4	5 6	0 2	16.4 15.2		9.70 9.30	12.355 12.380	38.455 43.980	82.435
8.	KONEMANN	Abbey	Sydney Gymnastics Centre	2001	4 8	6 6	6 8	6 6	6 6	4 6	5 6	4 6	4 8	6 8	0 2	14.9 13.2		9.20 9.40	11.765 12.235	35.865 43.135	79.000
9.	DOLMAN	Abigail	Canberra Trampoline Gymnastics Club	2009	5 4	8 6	4 4	4 4	6 6	6 6	6 8	8 6	8 4	8 8	6 4	13.1 14.0		9.40 9.80	12.730 12.985	35.230 43.085	78.315



				S1	S2	S3	S4	S5	S6	S7	S8	S9	S10	L	E	D	HD	ToF	Total	Score	
10.	UPTON	Chloe	 Canberra Trampoline Gymnastics Club	2010	3 4	6 8	4 6	4 6	6 6	6 6	6 6				10.5 13.8		6.30 9.20	8.480 12.375	25.280 41.675	66.955	
11.	MALCOLM	Bella	 Redland City Gymsports	2009	6 6	5 5	4 4	6 4	4 6	6 6	5 5	5 4	6 6	0	14.9 9.0		9.70 5.30	13.560 8.400	38.160 26.700	64.860	
12.	HINDMARSH	Chloe	 Peak Trampoline	2009	4 7	6	6	8	6	6	5	8	6	8	4 1.3	13.3 1.2		9.70 0.80	12.150 1.280	35.150 4.580	39.730

