















AUS National Clubs 2023 Gold Coast Sports and Leisure Centre, 16-19th September
Double mini-trampoline – Youth U15 DMT Female – Final 2

				S1	S2	L	E	D	Total	Score	
1.	KACHAN	Alexsa	 Kachan School of Tumbling & Performance	2010	6	8	5	18.1	6.0	-0.2→23.900	23.900
2.	DOGAN	Leyla	 Robertson Gymnastics	2009	7	6	0	18.7	4.8	23.500	23.500
3.	EDMUNDS	Mia	 High Flyers Trampoline & Gymnastics Academy	2009	6	8	2	18.4	3.9	-0.2→22.100	22.100
4.	ROUPELL	Nicola	 Sydney Gymnastics Centre	2009	8	8	6	17.8	4.8	-0.6→22.000	22.000














AUS National Clubs 2023 Gold Coast Sports and Leisure Centre, 16-19th September
Double mini-trampoline – Youth U15 DMT Female – Final 1

				S1	S2	L	E	D	Total	Score	
1.	KACHAN	Alexsa	 Kachan School of Tumbling & Performance	2010	5	6	0	18.9	5.2	24.100	24.100
2.	EDMUNDS	Mia	 High Flyers Trampoline & Gymnastics Academy	2009	6	6	2	18.6	4.8	-0.6→22.800	22.800
3.	ROUPELL	Nicola	 Sydney Gymnastics Centre	2009	6	8	4	18.2	4.8	-0.6→22.400	22.400
4.	DOGAN	Leyla	 Robertson Gymnastics	2009	9	8	2	18.1	4.8	-0.6→22.300	22.300
5.	POWELL	Olivia	 Skybound Gymnastics	2009	9	8	3	18.0	4.4	-0.2→22.200	22.200
6.	BUTTERWORTH PASCOE	Xoey	 Sydney Gymnastics Centre	2001	4	8	4	18.4	3.6	22.000	22.000
7.	CONNORS	Lilli Ann	 Robertson Gymnastics	2010	4	7	6	18.3	3.1	-0.6→20.800	20.800
8.	HEAD	Willow	 Robertson Gymnastics	2009	8	9	20	16.3	4.8	-1.0→20.100	20.100





AUS National Clubs 2023 Gold Coast Sports and Leisure Centre, 16-19th September
 Double mini-trampoline – Youth U15 DMT Female – Qualification

					S1	S2	L	E	D	Total	Score
1.	KACHAN	Alexsa	 Kachan School of Tumbling & Performance	2010	6 6	6 8	2 2	18.6 18.4	4.8 6.0	-0.6→22.800 24.400	47.200
2.	EDMUNDS	Mia	 High Flyers Trampoline & Gymnastics Academy	2009	7 7	7 6	2 2	18.4 18.5	4.8 4.8	-0.2→23.000 -0.2→23.100	46.100
3.	DOGAN	Leyla	 Robertson Gymnastics	2009	8 8	8 8	3 2	18.1 18.2	4.8 4.8	-0.2→22.700 23.000	45.700
4.	ROUPELL	Nicola	 Sydney Gymnastics Centre	2009	8 7	7 7	2 2	18.3 18.4	4.8 4.8	-0.6→22.500 -0.6→22.600	45.100
5.	HEAD	Willow	 Robertson Gymnastics	2009	6 7	8 8	2 4	18.4 18.1	4.4 5.2	-1.0→21.800 -0.6→22.700	44.500
6.	POWELL	Olivia	 Skybound Gymnastics	2009	4 8	6 8	6 2	18.4 18.2	3.4 4.4	21.800 -0.6→22.000	43.800
7.	BUTTERWORTH PASCOE	Xoey	 Sydney Gymnastics Centre	2001	2 5	6 8	2 2	19.0 18.5	3.1 3.2	-0.2→21.900 21.700	43.600
8.	CONNORS	Lilli Ann	 Robertson Gymnastics	2010	4 4	7 6	4 4	18.5 18.6	3.2 3.1	-0.6→21.100 21.700	42.800
9.	COX	Maggie	 Robertson Gymnastics	2010	2 4	6 8	2 2	19.0 18.6	2.4 2.7	21.400 21.300	42.700



					S1	S2	L	E	D	Total	Score
10.	FAASOI-STEHLIN	Giselle	 Robertson Gymnastics	2010	5	8	2	18.5	4.4	-0.6→22.300	42.400
					4	5	6	18.5	1.8	-0.2→20.100	
11.	MALCOLM	Bella	 Redland City Gymsports	2009	6	6	2	18.6	2.7	21.300	42.200
					4	6	3	18.7	2.2	20.900	
12.	KONEMANN	Abbey	 Sydney Gymnastics Centre	2001	0	0	0	20.0		∅	21.300
					6	8	2	18.4	3.1	-0.2→21.300	
13.	LOWMAN	Kiara	 Skybound Gymnastics	2010							DNS
											DNS

