




AUS National Clubs 2023 Gold Coast Sports and Leisure Centre, 16-19th September
Individual trampoline – Youth U15 TRP Male – Final

				S1	S2	S3	S4	S5	S6	S7	S8	S9	S10	L	E	D	HD	ToF	Total	Score	
1.	WEBSTER	Finley	 Kingborough Gymsports	2009	6	4	4	4	5	5	3	4	4	6	2	15.3	10.1	9.80	14.405	49.605	49.605
2.	EDWARDS	Beau	 PCYC Redcliffe	2010	6	4	6	6	6	7	6	4	4	6	0	14.5	10.3	9.10	13.965	47.865	47.865
3.	NORRIS	Campbell	 Kingborough Gymsports	2010	6	6	6	2	2	4	4	4	6	6	1	15.3	7.3	9.70	13.445	45.745	45.745
4.	SPOLJARIC	Phoenix	 Cheltenham Youth Club	2009	7	6	7	2	4	4	6	6	8	9	0	14.1	9.4	8.90	12.875	45.275	45.275
5.	YONG	Jaylen	 Robertson Gymnastics	2010	4	4	4	6	10	6	6	5	5	5	4	14.1	8.5	8.60	13.375	44.575	44.575
6.	BABIC	Oscar	 Peak Trampoline	2009	6	6	6	6	4	4	5	8				11.5	8.9	7.30	12.250	39.950	39.950
7.	LOVEJOY	Rowan	 Mitchelton Youth Club	2010	6	6	10	9	8	6	6	5	6			11.8	6.7	8.20	10.825	37.525	37.525
8.	STEIMBEISSER	Leo	 SGAC Sydney Gymnastics Centre	2009	4											1.6	1.5	0.80	1.565	5.465	5.465











AUS National Clubs 2023 Gold Coast Sports and Leisure Centre, 16-19th September
Individual trampoline – Youth U15 TRP Male – Qualification

					S1	S2	S3	S4	S5	S6	S7	S8	S9	S10	L	E	D	HD	ToF	Total	Score
1.	STEIMBEISSER	Leo	Sydney Gymnastics Centre	2009	2 4	2 5	2 6	3 6	2 5	2 4	2 6	2 5	4 4	3	1	17.5 13.5		9.40 7.90	15.605 13.465	42.505 46.165	88.670
2.	EDWARDS	Beau	PCYC Redcliffe	2010	5 6	4 4	4 4	4 6	4 6	4 6	2 6	2 4	4 4	4 4	0 0	16.3 15.0		9.70 9.60	13.390 14.140	39.390 49.040	88.430
3.	YONG	Jaylen	Robertson Gymnastics	2010	4 4	4 6	4 6	2 7	4 4	3 4	4 6	2 5	4 6	4 6	0 1	16.5 14.5		9.50 9.00	14.360 13.620	40.360 46.220	86.580
4.	WEBSTER	Finley	Kingborough Gymsports	2009	4 6	3 4	4 8	2 6	5 6	4 6	4 4	2 5	4 6	4 6	4 0	16.0 14.3		9.40 9.30	14.655 13.960	40.055 46.360	86.415
5.	BABIC	Oscar	Peak Trampoline	2009	4 7	6 6	5 8	7 8	6 7	6 6	6 8	8 8	7 6	6 8	3 0	13.6 12.8		9.40 9.20	15.105 15.260	38.105 47.160	85.265
6.	SPOLIJARIC	Phoenix	Cheltenham Youth Club	2009	4 8	3 7	4 8	4 8	5 6	4 6	2 6	1 5	0 6	3 8	0 1	17.0 13.1		9.60 8.80	14.210 13.420	40.810 43.420	84.230
7.	NORRIS	Campbell	Kingborough Gymsports	2010	6 8	4 7	6 8	5 4	5 4	4 6	6 6	6 6	6 6	6 7	1 0	14.5 13.8		9.60 9.60	13.865 13.440	37.965 45.340	83.305
8.	LOVEJOY	Rowan	Mitchelton Youth Club	2010	6 6	6 6	6 6	6 8	6 6	5 6	6 6	6 4	4 6	6 6	1 0	14.2 14.0		9.70 9.40	13.145 13.200	37.045 45.700	82.745
9.	JENKO	Nash	Mitchelton Youth Club	2010	4 6	4 6	4 6	3 8	5 4	6 6	4 5	4 4	6 4	4 8	1 10	15.5 13.3		9.40 9.30	13.370 12.770	38.270 44.370	82.640



					S1	S2	S3	S4	S5	S6	S7	S8	S9	S10	L	E	D	HD	ToF	Total	Score	
10.	PENDLEBURY	Devlin	 Cheltenham Youth Club	2009	4 6	6 8	4 8	4 4	6 6	4 6	4 8	4 6	4 8	5 10	2 4	15.3 12.6		7.9	9.50 8.90	14.075 13.050	38.875 42.450	81.325
11.	CHILCOTT	Oliver	 Cheltenham Youth Club	2010	4 6	7 6	4 8	6 10	8 8	6 8	6 8	6 6	7 6	8 10	2 20	13.6 10.4		6.0	9.60 9.50	12.015 12.265	35.215 38.165	73.380
12.	LANG	Oscar	 Cheltenham Youth Club	2010	8 7	4 4	6 7	6 6	6 8	8 10	10 10					9.2 12.2		7.8	6.80 9.30	8.630 11.855	24.630 41.155	65.785
13.	COSTA	Kye	 Sydney Gymnastics Centre	2010	4 4	2 4	2 6	2	4	4	4	2	4	1	0	17.1 4.6		3.8	9.20 2.90	15.570 4.645	41.870 15.945	57.815
14.	HETHERINGTON	Kasen	 PCYC Redcliffe	2009	4 8	3	2	2	2	4	4	4	4	5	2	16.4 1.2		1.3	9.80 1.00	14.705 1.555	40.905 5.055	45.960
15.	COLEBROOK	Kiano	 Queenstown Gymnastics Club	2009	6 8	4	7	6	8	6	6	5	4	5	0	14.3 1.2		1.3	9.30 1.00	13.480 1.390	37.080 4.890	41.970

