







AUS National Clubs 2023 Gold Coast Sports and Leisure Centre, 16-19th September  
Double mini-trampoline – Youth U15 DMT Male – Final 2

				S1	S2	L	E	D	Total	Score	
1.	COSTA	Kye	 Sydney Gymnastics Centre	2010	3	1	0	19.6	5.6	25.200	25.200
2.	EDWARDS	Beau	 PCYC Redcliffe	2010	4	6	1	18.9	5.2	-0.6→23.500	23.500
3.	HETHERINGTON	Kasen	 PCYC Redcliffe	2009	7	6	6	18.1	4.8	-0.8→22.100	22.100
4.	STEIMBEISSER	Leo	 Sydney Gymnastics Centre	2009	0	0	0	20.0		∅	0





AUS National Clubs 2023 Gold Coast Sports and Leisure Centre, 16-19th September  
Double mini-trampoline – Youth U15 DMT Male – Final 1

					S1	S2	L	E	D	Total	Score
1.	COSTA	Kye	 Sydney Gymnastics Centre	2010	4	4	0	19.2	5.6	24.800	24.800
2.	EDWARDS	Beau	 PCYC Redcliffe	2010	4	4	2	19.0	5.2	24.200	24.200
3.	HETHERINGTON	Kasen	 PCYC Redcliffe	2009	6	10	6	17.8	5.2	-0.2→22.800	22.800
4.	STEIMBEISSER	Leo	 Sydney Gymnastics Centre	2009	4	6	20	17.0	6.4	-1.0→22.400	22.400
5.	WEBSTER	Finley	 Kingborough Gymsports	2009	7	6	2	18.5	4.4	-0.6→22.300	22.300
6.	PENDLEBURY	Devlin	 Cheltenham Youth Club	2009	8	9	2	18.1	4.4	-1.0→21.500	21.500
7.	JENKO	Nash	 Mitchelton Youth Club	2010	4	7	6	18.3	3.6	-0.6→21.300	21.300
8.	LOVEJOY	Rowan	 Mitchelton Youth Club	2010	4	10	6	18.0	3.5	-0.6→20.900	20.900







AUS National Clubs 2023 Gold Coast Sports and Leisure Centre, 16-19th September  
Double mini-trampoline – Youth U15 DMT Male – Qualification

					S1	S2	L	E	D	Total	Score
1.	COSTA	Kye	 Sydney Gymnastics Centre	2010	3 2	4 2	0 2	19.3 19.4	5.6 5.6	24.900 25.000	49.900
2.	STEIMBEISSER	Leo	 Sydney Gymnastics Centre	2009	4 8	4 4	2 4	19.0 18.4	6.4 6.4	-0.2→25.200 -0.8→24.000	49.200
3.	EDWARDS	Beau	 PCYC Redcliffe	2010	6 6	6 6	2 0	18.6 18.8	5.2 5.2	23.800 -0.6→23.400	47.200
4.	HETHERINGTON	Kasen	 PCYC Redcliffe	2009	6 6	8 8	2 2	18.4 18.4	5.2 4.8	23.600 23.200	46.800
5.	LOVEJOY	Rowan	 Mitchelton Youth Club	2010	6 4	6 6	2 0	18.6 19.0	4.4 3.5	-0.2→22.800 22.500	45.300
6.	JENKO	Nash	 Mitchelton Youth Club	2010	8 4	8 8	2 2	18.2 18.6	4.4 3.6	-0.2→22.400 -0.2→22.000	44.400
7.	WEBSTER	Finley	 Kingborough Gymsports	2009	7 6	8 8	0 2	18.5 18.4	4.0 4.4	-0.6→21.900 -1.0→21.800	43.700
8.	PENDLEBURY	Devlin	 Cheltenham Youth Club	2009	8 8	10 7	4 2	17.8 18.3	4.4 3.7	-0.6→21.600 22.000	43.600
9.	NORRIS	Campbell	 Kingborough Gymsports	2010	6 6	8 8	3 2	18.3 18.4	3.2 3.3	21.500 21.700	43.200



					S1	S2	L	E	D	Total	Score
10.	KERRY	Noah	 Skybound Gymnastics	2010	6	8	6	18.0	5.2	23.200	43.000
					6			17.4	2.4	19.800	
11.	SPO LJARIC	Phoenix	 Cheltenham Youth Club	2009	6	8	4	18.2	3.3	21.500	42.900
					6	8	4	18.2	3.2	21.400	
12.	COLEBROOK	Kiano	 Queenstown Gymnastics Club	2009	4	8	2	18.6	2.7	21.300	41.700
					9	9	2	18.0	2.4	20.400	
13.	YONG	Jaylen	 Robertson Gymnastics	2010	7			17.3	1.2	18.500	41.100
					6	8	4	18.2	4.4	22.600	
14.	MAROUN	Eli	 Kachan School of Tumbling & Performance	2010						DNS	0
										DNS	
14.	BABIC	Oscar	 Peak Trampoline	2009						DNS	0
										DNS	
14.	COLEBROOK	Kiano	 Queenstown Gymnastics Club	2009						DNS	0
										DNS	
14.	BABIC	Oscar	 Peak Trampoline	2009						DNS	0
										DNS	

