









AUS National Clubs 2023 Gold Coast Sports and Leisure Centre, 16-19th September  
Tumbling – Youth U13 TUM Female – Final 2

				S1	S2	S3	S4	S5	S6	S7	S8	L	E	D	Total	Score	
1.	ROSS	Imogen	 Skybound Gymnastics	2011	2	4	2	1	6	4	4	6	5	16.6	3.2	19.800	19.800
2.	COLEBROOK	Misha	 Tea Tree Gully Gymsports	2011	2	4	4	4	3	4	4	6	4	16.5	2.5	19.000	19.000
3.	MCHUTCHISON	Jemima	 Manly Warringah Gymnastic Club	2001	2	4	4	4	4	3	3	4	2	17.0	1.9	18.900	18.900
4.	PARRY	Rhani	 Manly Warringah Gymnastic Club	2012	2	4	4	4	4	4	4	6	2	16.6	1.9	18.500	18.500











AUS National Clubs 2023 Gold Coast Sports and Leisure Centre, 16-19th September  
Tumbling – Youth U13 TUM Female – Final 1

				S1	S2	S3	S4	S5	S6	S7	S8	L	E	D	Total	Score	
1.	ROSS	Imogen	 Skybound Gymnastics	2011	2	4	3	2	6	3	4	4	2	17.0	3.2	20.200	20.200
2.	COLEBROOK	Misha	 Tea Tree Gully Gymsports	2011	2	2	3	3	3	4	4	4	2	17.3	2.1	19.400	19.400
3.	MCHUTCHISON	Jemima	 Manly Warringah Gymnastic Club	2001	2	4	4	4	3	2	3	5	2	17.1	1.9	19.000	19.000
4.	PARRY	Rhani	 Manly Warringah Gymnastic Club	2012	2	2	4	4	4	4	4	6	2	16.8	1.9	18.700	18.700
5.	MORRIS	Chloe	 Manly Warringah Gymnastic Club	2011	2	4	5	6	6	5	4	6	2	16.0	2.8	-0.4→18.400	18.400
6.	JANSEN	Alana	 Manly Warringah Gymnastic Club	2012	2	4	4	4	4	4	4	6	4	16.4	1.6	18.000	18.000





AUS National Clubs 2023 Gold Coast Sports and Leisure Centre, 16-19th September  
 Tumbling – Youth U13 TUM Female – Qualification

					S1	S2	S3	S4	S5	S6	S7	S8	L	E	D	Total	Score
1.	ROSS	Imogen	 Skybound Gymnastics	2011	2	4	2	2	4	4	4	4	3	17.1	3.2	20.300	40.200
					1	4	4	2	6	4	4	6	2	16.7	3.2	19.900	
2.	MORRIS	Chloe	 Manly Warringah Gymnastic Club	2011	2	4	4	6	5	6	4	6	2	16.1	3.5	-0.4→19.200	38.500
					2	4	4	4	6	6	4	6	2	16.2	3.5	-0.4→19.300	
3.	COLEBROOK	Misha	 Tea Tree Gully Gymsports	2011	2	4	4	4	4	5	4	6	2	16.5	2.5	19.000	37.800
					2	3	3	4	4	5	4	4	2	16.9	2.1	-0.2→18.800	
4.	PARRY	Rhani	 Manly Warringah Gymnastic Club	2012	2	4	5	6	6	6	6	8	1	15.6	2.8	18.400	36.000
					2	4	6	7	6	6	6	8	0	15.5	2.5	-0.4→17.600	
5.	JANSEN	Alana	 Manly Warringah Gymnastic Club	2012	2	4	4	6	5	4	4	6	2	16.3	1.9	-0.4→17.800	35.000
					2	4	5	6	5	6	6	6	3	15.7	1.9	-0.4→17.200	
6.	MCHUTCHISON	Jemima	 Manly Warringah Gymnastic Club	2001	2	4	5	6	6	7	7	8	6	14.9	2.1	-0.2→16.800	29.400
					2	4	4	6	7				0	11.7	0.9	12.600	

