














AUS National Clubs 2023 Gold Coast Sports and Leisure Centre, 16-19th September  
Double mini-trampoline – Youth U13 DMT Male – Final 2

				S1	S2	L	E	D	Total	Score	
1.	MASRI	Jonah	 Redland City Gymsports	2012	6	6	2	18.6	2.7	21.300	21.300
2.	PENTECOST	Callum	 Robertson Gymnastics	2011	5	6	3	18.6	3.2	-0.6→21.200	21.200
3.	LENGENBERG	Lucas	 Cheltenham Youth Club	2011	6	8	2	18.4	2.7	21.100	21.100
4.	CARRIGAN	Jack	 Manly Warringah Gymnastic Club		7	8	20	16.5	3.2	-0.2→19.500	19.500












AUS National Clubs 2023 Gold Coast Sports and Leisure Centre, 16-19th September  
Double mini-trampoline – Youth U13 DMT Male – Final 1

				S1	S2	L	E	D	Total	Score	
1.	CARRIGAN	Jack	 Manly Warringah Gymnastic Club	4	6	4	18.6	3.5	-0.2→21.900	21.900	
2.	PENTECOST	Callum	 Robertson Gymnastics	2011	4	6	2	18.8	2.9	21.700	21.700
3.	LENGENBERG	Lucas	 Cheltenham Youth Club	2011	6	6	0	18.8	2.7	21.500	21.500
4.	MASRI	Jonah	 Redland City Gymsports	2012	4	8	5	18.3	2.9	21.200	21.200
5.	JOSEVSKI	Jordan	 Kachan School of Tumbling & Performance	2011	6	7	4	18.3	3.2	-0.6→20.900	20.900
6.	ELLIOTT	Edan	 Queenstown Gymnastics Club	2011	6	6	4	18.4	2.1	20.500	20.500
7.	KACHAN	Timofei	 Kachan School of Tumbling & Performance	2012	5			17.5	2.4	19.900	19.900





AUS National Clubs 2023 Gold Coast Sports and Leisure Centre, 16-19th September  
Double mini-trampoline – Youth U13 DMT Male – Qualification

					S1	S2	L	E	D	Total	Score
1.	KACHAN	Timofei	 Kachan School of Tumbling & Performance	2012	4 2	6 6	2 2	18.8 19.0	4.4 4.3	23.200 -0.2→23.100	46.300
2.	PENTECOST	Callum	 Robertson Gymnastics	2011	4 6	7 6	2 2	18.7 18.6	2.7 2.9	21.400 21.500	42.900
3.	JOSEVSKI	Jordan	 Kachan School of Tumbling & Performance	2011	6 4	7 6	4 2	18.3 18.8	3.2 3.1	-0.6→20.900 21.900	42.800
4.	MASRI	Jonah	 Redland City Gymsports	2012	7 6	8 8	1 2	18.4 18.4	3.3 2.7	21.700 21.100	42.800
5.	LENGENBERG	Lucas	 Cheltenham Youth Club	2011	6 6	6 8	2 2	18.6 18.4	2.7 2.7	-0.6→20.700 21.100	41.800
6.	ELLIOTT	Edan	 Queenstown Gymnastics Club	2011	6 8	6 8	2 5	18.6 17.9	2.1 2.9	20.700 -0.6→20.200	40.900
7.	CARRIGAN	Jack	 Manly Warringah Gymnastic Club		6	8	2	18.4	3.2	0 -0.6→21.000	21.000

