











AUS National Clubs 2023 Gold Coast Sports and Leisure Centre, 16-19th September
Tumbling – Level 7 TUM Female – Final










					S1	S2	S3	S4	S5	S6	S7	S8	L	E	D	Total	Score
1.	ROBINSON	Cheyanna	 Kachan School of Tumbling & Performance	1999	1	1	0	0	0	0	0	4	2	19.2	2.9	+2.0→24.100	69.600
2.	JOHNSTONE	Charlotte	 Redland City Gymsports	2004	4	2	2	2	2	2	4	6	0	17.6	2.9	+2.0→22.500	65.600
3.	COLLINS	Karsa	 Robertson Gymnastics	2003	2	2	2	2	3	2	5	6	2	17.4	2.7	+2.0→22.100	64.600
4.	CHILCOTT	Chloe	 Adelaide Tumbling Academy	2009	1	2	2	2	1	3	4	6	2	17.7	2.8	+2.0→22.500	64.500
5.	OLIVIER	Jennifer	 Robertson Gymnastics	2006	2	2	4	2	2	2	3	5	2	17.6	2.9	+2.0→22.500	63.100
6.	PESCH	Kalie	 Robertson Gymnastics	2005	2	2	4	4	6	6	6	6	0	16.4	2.9	+2.0→21.300	62.300
7.	CUNNINGHAM	Charlie	 Robertson Gymnastics	2004	4	4	2	2	3	3	4	7	2	16.9	2.6	+2.0→21.500	62.000
8.	HEPBURN	Sienna	 Gold Coast Gymnastics Club	2005	2	3	4	4	4	5	7		0	15.1	2.0	17.100	58.300








AUS National Clubs 2023 Gold Coast Sports and Leisure Centre, 16-19th September

Tumbling – Level 7 TUM Female – Qualification

					S1	S2	S3	S4	S5	S6	S7	S8	L	E	D	Total	Score
1.	ROBINSON	Cheyanna	 Kachan School of Tumbling & Performance	1999	0	0	0	0	0	0	2	6	2	19.0	2.7	21.700	45.500
					2	2	1	0	0	0	0	4	2	18.9	2.9	+2.0→23.800	
2.	JOHNSTONE	Charlotte	 Redland City Gymsports	2004	0	0	0	3	2	2	4	4	2	18.3	2.8	21.100	43.100
					4	4	3	2	2	2	4	6	1	17.2	2.8	+2.0→22.000	
3.	COLLINS	Karsa	 Robertson Gymnastics	2003	0	0	0	3	2	4	6	6	2	17.7	2.7	20.400	42.500
					2	2	2	2	2	2	5	7	2	17.4	2.7	+2.0→22.100	
4.	CHILCOTT	Chloe	 Adelaide Tumbling Academy	2009	0	0	0	0	2	3	4	6	5	18.0	2.3	-0.4→19.900	42.000
					1	2	2	2	3	4	4	6	3	17.3	2.8	+2.0→22.100	
5.	HEPBURN	Sienna	 Gold Coast Gymnastics Club	2005	0	0	0	1	2	3	4	5	4	18.1	2.3	20.400	41.200
					2	2	4	4	6	6	6	7	6	15.7	3.5	-0.4+2.0→20.800	
6.	PESCH	Kalie	 Robertson Gymnastics	2005	0	0	0	4	4	4	6	6	0	17.6	2.7	20.300	41.000
					2	4	4	6	6	5	6	7	2	15.8	2.9	+2.0→20.700	
7.	OLIVIER	Jennifer	 Robertson Gymnastics	2006	0	0	0	6	4	5	6	6	2	17.1	2.4	19.500	40.600
					2	4	4	4	4	3	4	7	6	16.2	2.9	+2.0→21.100	
8.	CUNNINGHAM	Charlie	 Robertson Gymnastics	2004	0	0	0	5	3	3	6	6	2	17.5	2.2	19.700	40.500
					6	4	2	2	3	2	6	7	0	16.8	2.4-0.4	+2.0→20.800	
9.	ROBBINS	Billie	 Manly Warringah Gymnastic Club	2010	0	0	0	2	4	5	5	6	3	17.5	2.2	-0.4→19.300	38.600
					4	4	6	6	6	6	6	7	6	14.9	2.8	-0.4+2.0→19.300	



					S1	S2	S3	S4	S5	S6	S7	S8	L	E	D	Total	Score	
10.	WADLING	Billie	 Manly Warringah Gymnastic Club	2009	0	0	0	3	4	4	4	6	0	17.9	1.5		19.400	37.900
					2	4	4	4	3	3	4	6	2	16.8	2.1 -2.4	+2.0→	18.500	
11.	DICKSON	Rachel	 Gold Coast Gymnastics Club	2006									0				DNS	0
													0				DNS	
11.	DODERA	Natalia	 Robertson Gymnastics	2006									0				DNS	0
													0				DNS	

