









					S1	S2	S3	S4	S5	S6	S7	S8	S9	S10	L	E	D	H	Time	Total	Score
1.	OLIVIA	Gillott	 Sydney Gymnastics Centre	1997	4	4	4	4	4	2	4	4	4	4	0	16.2	8.7	9.60		34.500	94.700
2.	HAYLEY	Sepping	 Kachan School of Tumbling & Performance	2006	6	3	5	5	4	6	6	6	8	6	0	14.5	8.7	9.40		32.600	92.300
3.	CAITLIN	Eaton	 Kingsborough Gymsports	1999	4	4	4	4	4	3	4	4	3	4	0	16.2	7.2	9.70		33.100	91.400
4.	CARLA	Tremolada	 Altitude Gym Sports	1998	4	4	6	6	6	4	4	3	4	6	0	15.3	8.7	9.20		33.200	91.100
5.	AMY	Coleman	 Sydney Gymnastics Centre	1997	4	4	6	5	4	6	5	4	5	6	0	15.1	7.6	9.30		32.000	89.100
6.	JHIARA	Thomas	 Robertson Gymnastics	2000	6	4	4	4	4	4	4	3	5	5	2	15.5	6.7	9.00		31.200	89.000

Generated by [sporttech.io](http://sporttech.io) official scoring system at **Aug 27, 2019 2:11:54 PM**. Live results at [www.sporttech.io/explore](http://www.sporttech.io/explore).





AUS National Clubs 2019 Gold Coast, 12-14 Sep 2019  
Individual trampoline – Level 7 TRP Female – Qualification

					S1	S2	S3	S4	S5	S6	S7	S8	S9	S10	L	E	D	H	Time	Total	Score
1.	OLIVIA	Gillott	Sydney Gymnastics Centre	1997	4 4	2 4	3 4	3 4	2 4	5 4	4 4	4 6	1 6	6 4	0 0	16.6 15.6		9.90 8.7	9.40	26.500 33.700	60.200
2.	HAYLEY	Sepping	Kachan School of Tumbling & Performance	2006	3 6	6 2	2 6	3 4	3 4	4 6	6 5	4 4	6 4	4 4	0 0	15.9 15.5		9.90 8.7	9.70	25.800 33.900	59.700
3.	CAITLIN	Eaton	Kingborough Gymsports	1999	4 4	3 4	4 4	3 3	4 4	3 3	3 4	2 2	5 3	6 6	0 2	16.3 16.1		9.10 7.2	9.60	25.400 32.900	58.300
4.	CARLA	Tremolada	Altitude Gym Sports	1998	4 4	4 4	6 6	4 6	6 6	4 6	4 6	2 4	4 4	6 6	0 0	15.6 14.8		9.70 8.7	9.10	25.300 32.600	57.900
5.	JHIARA	Thomas	Robertson Gymnastics	2000	4 6	4 4	4 4	3 4	5 4	4 4	5 4	0 4	2 4	5 4	0 0	16.4 15.8		9.30 7.3	9.00	25.700 32.100	57.800
6.	AMY	Coleman	Sydney Gymnastics Centre	1997	4 6	4 6	4 6	4 5	4 6	4 6	6 5	2 4	4 6	4 6	0 0	16.0 14.4		9.50 7.6	9.60	25.500 31.600	57.100
7.	AMBER	Munster	Rockhampton PCYC	1980	4 6	4 4	4 7	3 6	4 7	4 6	6 8	1 6	2 4	4 6	0 0	16.4 14.0		9.70 7.1	9.50	26.100 30.600	56.700
8.	SELENE	Napoli	GSA JETS	1996	4 6	4 6	3 6	4 7	4 6	5 6	6 6	4 6	5 6	4 6	2 0	15.5 13.9		9.40 8.4	9.00	24.900 31.300	56.200
9.	ASHLEY	Bowden	Woden Valley Gymnastic Club	2005	4 2	4 4	6 6	6 6	6 6	4 7	6 8	4 6	6 6	6 6	0 1	14.8 14.2		9.70 7.2	9.80	24.500 31.200	55.700
10.	BREEANNA	Wait	Robertson Gymnastics	2003	6 4	4 4	4 6	4 5	6 6	4 8	5 7	2 8	5 7	8 8	0 2	15.2 13.5		9.40 6.1	8.70 -2.0	24.600 26.300	50.900
11.	ABBIE	Vang	Robertson Gymnastics	2002	6 8	6 6	5 6	4 8	6 7	6 6	6 3	3 7	7 7	1	14.3 6.5		8.80 -2.0	4.60 3.5	21.100 14.600	35.700	

Generated by [sporttech.io](http://sporttech.io) official scoring system at Aug 22, 2019 8:36:22 AM. Live results at [www.sporttech.io/explore](http://www.sporttech.io/explore).

