











AUS National Clubs 2023 Gold Coast Sports and Leisure Centre, 16-19th September
Individual trampoline – Level 7 TRP Male – Final

					S1	S2	S3	S4	S5	S6	S7	S8	S9	S10	L	E	D	HD	ToF	Total	Score
1.	BLENCH	Joshua	 Kachan School of Tumbling & Performance	2001	6	6	5	6	4	4	5	5	6	5	2	14.6	8.8	9.80		33.200	90.100
2.	CUNNINGHAM	Louie	 Cheltenham Youth Club	2009	6	2	8	4	6	4	6	7	5	7	20	12.5	8.2	9.70		30.400	86.500
3.	ROBINSON	Sean	Gymnastica Gym Club		6	4	6	6	6	6	7	6	4	4	2	14.3	8.1	9.40		31.800	84.500
3.	POOLE	Samuel	 High Flyers Trampoline & Gymnastics Academy	2009	6	6	8	4	4	6	7	6	7	8	15	12.3	7.6 -0.4	9.40		28.900	79.800
4.	HUZEVKA	Patrick	 Robertson Gymnastics	2006	8	8	8	8	8	8	8	9	9	8	3	11.5	8.4	9.30		29.200	77.900
5.	WHITEFIELD	Luke	 Robertson Gymnastics	2006	4	6	6	5	7							7.2	5.9	4.80		17.900	75.700
6.	LANCASTER	Max	 Sydney Gymnastics Centre	2005	7	7	7	8	8	7	6	7	6	4	2	13.1	9.1	9.60		31.800	75.100
7.	HOWARD	Bronson	 Varsity Lakes Trampoline & Gymnastics Club	2006	7	5	7	8	9	8						7.6	5.3	4.90		17.800	71.600
8.	ADAMS-WALKER	Thomas	 Canberra Trampoline Gymnastics Club	2001	8	7	8	8	8	8	8	8	8	10	6	11.3	8.5	9.70		29.500	62.300








AUS National Clubs 2023 Gold Coast Sports and Leisure Centre, 16-19th September
Individual trampoline – Level 7 TRP Male – Qualification

					S1	S2	S3	S4	S5	S6	S7	S8	S9	S10	L	E	D	HD	ToF	Total	Score
1.	WHITEFIELD	Luke	Robertson Gymnastics	2006	5 6	5 6	4 6	4 6	6 8	6 7	6 6	3 6	4 6	3 5	0 3	15.4 13.5		9.70 9.60		25.100 32.700	57.800
2.	BLENCH	Joshua	Kachan School of Tumbling & Performance	2001	6 5	6 6	6 6	6 6	7 4	6 4	6 6	4 6	5 5	5 5	2 1	14.1 14.6		9.70 9.70		23.800 33.100	56.900
3.	CUNNINGHAM	Louie	Cheltenham Youth Club	2009	8 8	5 4	6 8	5 5	7 6	4 6	4 6	4 5	4 5	6 7	2 0	14.5 14.0		9.80 9.60		24.300 31.800	56.100
4.	HOWARD	Bronson	Varsity Lakes Trampoline & Gymnastics Club	2006	4 8	4 6	3 7	4 8	6 4	4 6	4 6	3 4	4 4	4 4	2	15.8 12.7		9.20 8.20		25.000 28.800	53.800
5.	ROBINSON	Sean	Gymnastica Gym Club		4 8	5 6	4 7	6 6	3 8	3 8	4 8	6 6	8 6	7 6	0 4	15.0 12.7	-2.0 8.1	9.60 9.30		22.600 30.100	52.700
5.	POOLE	Samuel	High Flyers Trampoline & Gymnastics Academy	2009	4 7	2 7	3 8	4 4	4 3	4 6	0 5	5 5	2	6	4	16.2 11.5		9.80 7.40		26.000 24.900	50.900
6.	HUZEVKA	Patrick	Robertson Gymnastics	2006	8 8	8 10	7 8	6 8	8 7	8 7	8 8	6 8	8 8	8	2	12.3 10.8		9.30 9.10		21.600 27.100	48.700
7.	LANCASTER	Max	Sydney Gymnastics Centre	2005	6 8	7 8	8 8	7 7	8 8	7 8	6 9	5	5	8	2	13.1 8.4		9.50 6.20		22.600 20.700	43.300



					S1	S2	S3	S4	S5	S6	S7	S8	S9	S10	L	E	D	HD	ToF	Total	Score
8.	ADAMS-WALKER	Thomas	 Canberra Trampoline Gymnastics Club	2001	6	6	5	6	8	8	8	5	5	9	20	11.4		9.50		20.900	32.800
					8	9	8	7								4.8	3.8	3.30		11.900	
9.	EDWARDS-WICKS	Kaidan	 PCYC Carindale	2005																0	30.400
					7	6	8	7	6	7	6	6	8	5	2	13.2	7.8	9.40		30.400	
10.	HEMMINGS	Jack	 Kachan School of Tumbling & Performance	2001																DNS	0
																				DNS	

