











AUS National Clubs 2023 Gold Coast Sports and Leisure Centre, 16-19th September
Double mini-trampoline – Level 7 DMT Male – Final

					S1	S2	L	E	D	Total	Score
1.	LANCASTER	Max	 Sydney Gymnastics Centre	2005	5 6	5 6	2 2	18.8 18.6	4.8 5.2	23.600 -0.8→23.000	93.400
2.	ROBINSON	Sean	Gymnastica Gym Club		4 6	4 2	2 0	19.0 19.2	5.2 4.8	-0.8→23.400 24.000	92.200
2.	HOWARD	Bronson	 Varsity Lakes Trampoline & Gymnastics Club	2006	6 8	4 4	3 2	18.7 18.6	4.8 2.0	-0.2→23.300 20.600	89.600
3.	TIMMER	Reuben	 Robertson Gymnastics	2006	4 4	7 8	3 0	18.6 18.8	3.9 4.3	22.500 23.100	88.600
4.	CUNNINGHAM	Louie	 Cheltenham Youth Club	2009	5 4	6 6	2 2	18.7 18.8	3.3 3.4	-0.2→21.800 22.200	88.000
5.	LEWSAM	Anthony	 Canberra Trampoline Gymnastics Club	2002	4 2	6 6	0 2	19.0 19.0	3.7 3.1	22.700 22.100	86.100
6.	EDWARDS-WICKS	Kaidan	 PCYC Carindale	2005	6 2	6 6	2 2	18.6 19.0	4.4 1.6	-1.0→22.000 -0.6→20.000	83.200
7.	PARNWELL	Elliot	 Kachan School of Tumbling & Performance		6 4	8 8	3 20	18.3 16.8	1.8 3.9	20.100 -0.8→19.900	81.500










				S1	S2	L	E	D	Total	Score	
8.	WHITEFIELD	Luke	 Robertson Gymnastics	2006	6	6	5	18.3	4.4	-1.0→21.700	68.500
					6	4	0	19.0	5.2	24.200	







AUS National Clubs 2023 Gold Coast Sports and Leisure Centre, 16-19th September
 Double mini-trampoline – Level 7 DMT Male – Qualification

					S1	S2	L	E	D	Total	Score
1.	LANCASTER	Max	 Sydney Gymnastics Centre	2005	6 4	5 4	2 2	18.7 19.0	4.8 4.3	23.500 23.300	46.800
2.	HOWARD	Bronson	 Varsity Lakes Trampoline & Gymnastics Club	2006	6 6	4 8	1 2	18.9 18.4	4.8 4.2	23.700 -0.6→22.000	45.700
3.	ROBINSON	Sean	Gymnastica Gym Club		4 6	4 8	2 3	19.0 18.3	5.2 3.9	-0.6→23.600 -1.0→21.200	44.800
3.	CUNNINGHAM	Louie	 Cheltenham Youth Club	2009	5 4	6 6	0 0	18.9 19.0	3.3 3.4	-0.6→21.600 22.400	44.000
4.	TIMMER	Reuben	 Robertson Gymnastics	2006	5 5	8 8	20 0	16.7 18.7	3.9 4.3	-0.6→20.000 23.000	43.000
5.	PARNWELL	Elliot	 Kachan School of Tumbling & Performance		6 4	8 8	6 20	18.0 16.8	3.6 3.9	-0.8→20.800 20.700	41.500
6.	LEWSAM	Anthony	 Canberra Trampoline Gymnastics Club	2002	4 8	6	2	18.8 17.2	3.7 2.4	-0.8→21.700 19.600	41.300
7.	EDWARDS-WICKS	Kaidan	 PCYC Carindale	2005	8 4	8 6	20 6	16.4 18.4	4.4 3.4	-0.8→20.000 -0.6→21.200	41.200



				S1	S2	L	E	D	Total	Score	
8.	WHITEFIELD	Luke	 Robertson Gymnastics	2006						0	22.600
					6	6	0	18.8	4.8	-1.0	→22.600
9.	ROBINSON	Isaac	 Robertson Gymnastics	2003						0	22.200
					6	6	6	18.2	4.8	-0.8	→22.200
10.	DI NUCCI	Timothy	 Kachan School of Tumbling & Performance	2001						DNS	0
										DNS	
10.	HEMMINGS	Jack	 Kachan School of Tumbling & Performance	2001						DNS	0
										DNS	

