



AUS National Clubs 2023 Gold Coast Sports and Leisure Centre, 16-19th September
Tumbling – Level 6 TUM Female – Final

					S1	S2	S3	S4	S5	S6	S7	S8	L	E	D	Total	Score
1.	VANCE	April	Robertson Gymnastics	2009	2	2	2	2	2	3	4	4	4	17.5	2.2	+2.0→21.700	63.600
2.	GUELER-ZELLNER	Maxeen	Robertson Gymnastics	2008	2	4	4	4	4	3	4	4	4	16.7	2.2	+2.0→20.900	62.700
3.	GILL	Aleea	Robertson Gymnastics	2010	2	2	4	4	4	5	5	4	2	16.8	2.2	+2.0→21.000	62.500
4.	HELYAR	Georgia	Manly Warringah Gymnastic Club	2006	2	4	4	2	4	3	4	5	4	16.8	2.1	+2.0→20.900	62.300
5.	MALCOLM	Bella	Redland City Gymsports	2009	2	2	2	2	3	3	6	6	2	17.2	2.2	+2.0→21.400	62.100
6.	CHARLES	Jaime	Varsity Lakes Trampoline & Gymnastics Club	2011	2	3	2	4	4	4	6	8	0	16.7	2.4	+2.0→21.100	61.800
7.	IKIN	Chelsea	BTYC Gymnastics	2009	2	3	3	4	4	4	5	5	2	16.8	2.2	+2.0→21.000	61.800
8.	DICKSON	Piper	Gold Coast Gymnastics Club	2010	2	3	4	6	6	7			0	13.2	1.3	14.500	56.000























AUS National Clubs 2023 Gold Coast Sports and Leisure Centre, 16-19th September
 Tumbling – Level 6 TUM Female – Qualification

				S1	S2	S3	S4	S5	S6	S7	S8	L	E	D	Total	Score	
1.	VANCE	April	Robertson Gymnastics	2009	0	0	0	2	2	2	2	4	6	18.2	1.6	19.800	41.900
					2	1	2	1	2	2	3	5	3	17.9	2.2	+2.0→22.100	
2.	GUELER-ZELLNER	Maxeen	Robertson Gymnastics	2008	0	0	0	2	2	2	2	4	2	18.6	1.6	20.200	41.800
					2	3	2	2	2	2	4	5	4	17.4	2.2	+2.0→21.600	
3.	DICKSON	Piper	Gold Coast Gymnastics Club	2010	0	0	0	2	2	6	4	4	2	18.0	2.3	20.300	41.500
					2	2	2	3	4	4	4	6	5	16.8	2.4	+2.0→21.200	
4.	GILL	Aleea	Robertson Gymnastics	2010	0	0	0	2	2	2	2	4	2	18.6	1.6	20.200	41.500
					2	3	2	2	4	4	4	4	4	17.1	2.2	+2.0→21.300	
5.	HELYAR	Georgia	Manly Warringah Gymnastic Club	2006	0	0	0	2	2	3	3	6	4	18.0	1.9	19.900	41.400
					2	2	2	2	2	2	4	6	4	17.4	2.1	+2.0→21.500	
6.	IKIN	Chelsea	BTYC Gymnastics	2009	0	0	0	2	4	4	4	5	3	17.8	1.6	19.400	40.800
					2	2	3	3	2	3	4	6	3	17.2	2.2	+2.0→21.400	
7.	MALCOLM	Bella	Redland City Gymsports	2009	0	0	0	6	2	4	6	6	2	17.4	2.6	20.000	40.700
					2	2	2	3	3	4	6	6	6	16.6	2.1	+2.0→20.700	
8.	CHARLES	Jaime	Varsity Lakes Trampoline & Gymnastics Club	2011	0	0	0	2	4	4	4	6	1	17.9	1.8	19.700	40.700
					2	3	3	4	4	4	6	8	0	16.6	2.4	+2.0→21.000	
9.	MCINTYRE	Emily	Robertson Gymnastics	2010	0	0	0	2	4	4	4	5	0	18.1	1.6	19.700	40.400
					2	3	3	4	4	4	4	6	0	17.0	1.9-0.2	+2.0→20.700	



					S1	S2	S3	S4	S5	S6	S7	S8	L	E	D	Total	Score
10.	MILLS	Layka	 Adelaide Tumbling Academy	2010	0	0	0	2	2	2	2	6	20	16.6	1.9	18.500	40.300
					2	2	2	2	2	3	4	4	2	17.7	2.1	+2.0→21.800	
11.	PUMPA	Aliera	 Palmer's Gym	2009	0	0	0	2	3	4	6	6	4	17.5	1.9	19.400	40.000
					2	2	6	6	5	5	6	6	4	15.8	2.8	+2.0→20.600	
12.	SABATINO	Eva	 Tea Tree Gully Gymsports	2011	0	0	0	2	2	2	4	6	5	17.9	1.5	-0.4→19.000	39.800
					2	4	4	3	4	4	2	6	4	16.7	2.1	+2.0→20.800	
13.	HUTCHINSON	Ellen	 Adelaide Tumbling Academy	2010	0	0	0	2	4	4	4	6	6	17.4	1.5	18.900	39.600
					2	4	4	3	5	5	5	6	0	16.6	2.1	+2.0→20.700	
14.	NELSON-MUSGRAVE	Madeleine	 Robertson Gymnastics	2010	0	0	0	2	2	4	4		0	16.8	1.2	18.000	39.600
					2	2	2	2	3	2	4	6	2	17.5	2.1	+2.0→21.600	
15.	CROTTY	Rebecca	 Robertson Gymnastics	2005	0	0	0	2	4	4	6	6	2	17.6	1.8	19.400	39.500
					3	4	4	4	4	6	6	6	4	15.9	2.2	+2.0→20.100	
16.	TSUCHIYA	Noa	 Adelaide Tumbling Academy	2008	0	0	0	2	3	4	5	5	4	17.7	1.5	-0.4→18.800	39.400
					2	3	4	4	4	4	4	8	3	16.4	2.2	+2.0→20.600	
17.	VINCENTI	Miya	 Gold Coast Gymnastics Club	2010	0	0	0	6	4	6	4	6	4	17.0	1.5	-0.4→18.100	37.900
					3	3	3	4	4	4	7	7	4	16.1	1.7	+2.0→19.800	
18.	DONOVAN	Louisa	 Peak Trampoline		0	0	0	5	4	4	3	6	2	17.6	1.8	-0.4→19.000	37.300
					6	4	3	3	4	4	5	6	20	14.5	2.2	-0.4+2.0→18.300	
19.	VITCHUNILUBOL	Fay	 Kingborough Gymsports	2001	0	0	0	2	4	6	6	8	2	17.2	1.5	18.700	37.300
					3	5	6	6	5	6	6	8	6	14.9	2.1	-0.4+2.0→18.600	
20.	LISZCZAK	Jessica	 Gold Coast Gymnastics Club	2010	0	0	0	2	4	4	4		0	16.6	0.4	17.000	36.900
					2	3	4	4	4	4	6	9	4	16.0	1.9	+2.0→19.900	



					S1	S2	S3	S4	S5	S6	S7	S8	L	E	D	Total	Score	
21.	OHNO	Lemi	 Super Performance Centre	2010	0	0	0	2	4	4	6		0	16.4	0.4		16.800	35.600
					3	4	4	5	6	5	5	6	2	16.0	1.2	-0.4+2.0→	18.800	
22.	PEARSON	Isla	 Super Performance Centre	2008	0	0	0	2	4	6	7	8	4	16.9	1.8		18.700	34.700
					3	4	4	5	6	6	8		0	14.4	1.6		16.000	
23.	DWYER	Lucy	 Super Performance Centre	2007	0	0	0	2	4	4	6	7	10	16.7	1.6		18.300	34.000
					2	4	4	5	6	7	8		0	14.4	1.3		15.700	
24.	SCHMIDT	Emily	 Super Performance Centre	2010	0	0	0	2	4	4	6	7	6	17.1	2.0		19.100	33.200
					2	4	4	6	6	8			0	13.0	1.1		14.100	
25.	BEETON	Amelie	 Manly Warringah Gymnastic Club	2009									0				DNS	0
													0				DNS	
25.	ANDERSEN	Ingeborg	 Manly Warringah Gymnastic Club	2010									0				DNS	0
													0				DNS	
25.	HEAD	Willow	 Robertson Gymnastics	2009									0				DNS	0
													0				DNS	

