











AUS National Clubs 2023 Gold Coast Sports and Leisure Centre, 16-19th September
Double mini-trampoline – Level 6 DMT Female – Final

					S1	S2	L	E	D	Total	Score
1.	HUTH	Alexis	 Robertson Gymnastics	2007	6 4	7 6	2 3	18.5 18.7	3.3 2.6	21.800 21.300	86.500
2.	KRONGKAEW	Nepal	 Varsity Lakes Trampoline & Gymnastics Club	2007	4 4	6 8	6 2	18.4 18.6	2.7 3.1	21.100 21.700	85.800
3.	DAVIDSON	Xylia	 Kachan School of Tumbling & Performance	2008	6 5	8 8	2 3	18.4 18.4	2.7 3.1	21.100 -0.2→21.300	85.100
4.	BURLEY	Felicity	 PCYC Caboolture	2006	6 3	8 5	6 2	18.0 19.0	2.7 1.8	-0.2→20.500 20.800	82.900
5.	BOGOSI	Rethiable	 High Flyers Trampoline & Gymnastics Academy		8 8	8 7	6 3	17.8 18.2	3.1 2.7	20.900 -0.6→20.300	82.400
6.	HALLIWELL	Jada	 PCYC Caboolture		6 8	7 6	4 2	18.3 18.4	2.7 1.8	-0.2→20.800 20.200	81.900
7.	KOMITSKI	Karina	 Super Performance Centre	2008	8 5	6 6	2 3	18.4 18.6	1.8 2.2	20.200 -0.6→20.200	81.500
8.	ROSE	Genevieve	 Super Performance Centre	2010	6 6	7 8	0 6	18.7 18.0	1.4 2.7	20.100 -0.8→19.900	81.100






AUS National Clubs 2023 Gold Coast Sports and Leisure Centre, 16-19th September
 Double mini-trampoline – Level 6 DMT Female – Qualification

					S1	S2	L	E	D	Total	Score
1.	HUTH	Alexis	Robertson Gymnastics	2007	6	6	2	18.6	3.3	21.900	43.400
					4	6	1	18.9	2.6	21.500	
2.	KRONGKAEW	Nepal	Varsity Lakes Trampoline & Gymnastics Club	2007	4	6	4	18.6	2.7	21.300	43.000
					4	6	2	18.8	3.1	-0.2→21.700	
3.	DAVIDSON	Xylia	Kachan School of Tumbling & Performance	2008	6	7	2	18.5	2.7	21.200	42.700
					6	8	2	18.4	3.1	21.500	
4.	BURLEY	Felicity	PCYC Caboolture	2006	4	6	3	18.7	2.7	-0.2→21.200	41.600
					4	6	2	18.8	1.8	-0.2→20.400	
5.	BOGOSI	Rethiable	High Flyers Trampoline & Gymnastics Academy		6	8	4	18.2	3.1	-0.6→20.700	41.200
					8	8	6	17.8	2.7	20.500	
6.	ROSE	Genevieve	Super Performance Centre	2010	6	6	2	18.6	1.4	20.000	41.100
					6	8	2	18.4	2.7	21.100	
7.	KOMITSKI	Karina	Super Performance Centre	2008	7	6	4	18.3	1.8	20.100	41.100
					4	6	2	18.8	2.2	21.000	
8.	HALLIWELL	Jada	PCYC Caboolture		8	8	4	18.0	2.7	20.700	40.900
					8	6	2	18.4	1.8	20.200	



				S1	S2	L	E	D	Total	Score	
9.	WATSON	Alexandra	 ICE Gymsports	6	8	6	18.0	2.1	-0.6→19.500	40.400	
				4	8	3	18.5	2.4	20.900		
9.	UPTON	Chloe	 Canberra Trampoline Gymnastics Club	2010	6	6	0	18.8	2.1	20.900	40.200
					6	2	0	19.2	1.3 -1.2	19.300	
10.	STEVENS	Victoria	 Mitchelton Youth Club		5	6	2	18.7	2.7	21.400	40.100
					6	8	20	16.6	2.1	18.700	
11.	OHNO	Lemi	 Super Performance Centre	2010	8	8	6	17.8	2.0	-0.2→19.600	39.800
					8	6	2	18.4	1.8	20.200	
12.	DOLMAN	Abigail	 Canberra Trampoline Gymnastics Club	2009	5			17.5	0.7	18.200	38.900
					6	6	2	18.6	2.1	20.700	
13.	HANSEN	Bridget	 Queenstown Gymnastics Club	2007	6	6	6	18.2	1.8	-0.2→19.800	38.800
					6	4	4	18.6	1.6 -1.2	19.000	
14.	NICHOLLS	Molly	 Robertson Gymnastics	2008	6	6	2	18.6	2.1	20.700	38.100
					6			17.4		17.400	
15.	BRADY	Paige	 Extreme Trampoline CQ	2008	6	6	6	18.2	2.1	-0.6→19.700	37.600
					6			17.4	0.5	17.900	
16.	TUNSTALL	Daisy	 Kingborough Gymsports	2007	8			17.2	0.5	17.700	35.800
					6			17.4	0.7	18.100	
17.	ESPINOSA	Shyamala	 Varsity Lakes Trampoline & Gymnastics Club	2008	4	8	6	18.2	2.7	-0.8→20.100	20.100
										0	



				S1	S2	L	E	D	Total	Score	
18.	DAVEY	Poppy	 Cheltenham Youth Club	2007						DNS DNS	0

