



AUS National Clubs 2023 Gold Coast Sports and Leisure Centre, 16-19th September
Tumbling – Level 6 TUM Male – Final








				S1	S2	S3	S4	S5	S6	S7	S8	L	E	D	Total	Score	
1.	WRIGHT	Carter	 Kachan School of Tumbling & Performance	2001	6	2	2	2	2	3	4	6	5	16.8	2.4	+2.0→21.200	63.200
2.	CHU	Andy	 Robertson Gymnastics	2005	2	4	4	5	4	4	4	4	4	16.5	2.2	+2.0→20.700	60.700
3.	LONGMAN	Noah	 High Flyers Trampoline & Gymnastics Academy	2010	2	4	2	3	3	4	4	6	3	16.9	2.1	+2.0→21.000	60.400
4.	MORALES	Trey	 Redland City Gymsports	2007	2	5	4	4	4	6	4	6	0	16.5	2.4	+2.0→20.900	59.700
5.	DU PRE MOORE	Zak	 Robertson Gymnastics	2004	2	4	4	4	4	5	5	6	2	16.4	2.4	+2.0→20.800	56.500





AUS National Clubs 2023 Gold Coast Sports and Leisure Centre, 16-19th September

Tumbling – Level 6 TUM Male – Qualification

					S1	S2	S3	S4	S5	S6	S7	S8	L	E	D	Total	Score
1.	WRIGHT	Carter	 Kachan School of Tumbling & Performance	2001	0 6	0 2	0 3	4 2	2 2	2 2	3 2	4 6	2 2	18.3 17.3	1.9 2.5	20.200 +2.0→21.800	42.000
2.	CHU	Andy	 Robertson Gymnastics	2005	0 2	0 5	0 4	2 4	4 6	6 5	3 5	4 6	0 5	18.1 15.8	1.9 2.2	20.000 +2.0→20.000	40.000
3.	LONGMAN	Noah	 High Flyers Trampoline & Gymnastics Academy	2010	0 2	0 4	0 4	6 4	4 4	5 5	5 6	6 6	2 6	17.2 15.9	2.2 2.1	19.400 +2.0→20.000	39.400
4.	MORALES	Trey	 Redland City Gymsports	2007	0 2	0 6	0 5	2 6	5 6	6 6	6 6	6 6	6 4	16.9 15.3	2.0 2.6	18.900 +2.0→19.900	38.800
5.	DU PRE MOORE	Zak	 Robertson Gymnastics	2004	0 2	0 5	0 4	3 6	4 6	4 6	3 6	7 6	2 0	17.7 14.5	1.9 1.6	19.600 16.100	35.700
6.	DIAZ BALLAS	Nicolas	 Sydney Gymnastics Centre	2007									0 0			DNS DNS	0
6.	EBBSTEIN	Charlie	 Redland City Gymsports	2008									0 0			DNS DNS	0

