











AUS National Clubs 2023 Gold Coast Sports and Leisure Centre, 16-19th September
Individual trampoline – Level 6 TRP Male – Final

				S1	S2	S3	S4	S5	S6	S7	S8	S9	S10	L	E	D	HD	ToF	Total	Score
1.	ZOLOTARYOVA Daniil	 GSA Jets		0	3	1	2	2	2	2	2	5	4	0	17.7	6.0	9.50		33.200	93.400
2.	WINDAYER Charlie	 SGAC Sydney Gymnastics Centre	2001	5	4	4	3	2	5	6	3	4	5	0	15.9	6.3	9.90		32.100	89.900
3.	AFONSO Lachlan	 GSA Jets	2013	0	3	4	3	3	5	4	2	5	5	2	16.4	5.9	9.30		31.600	89.200
4.	HERRMANN Elliot	 GRAVITY Gravity ETC	2008	6	4	4	4	3	3	2	2	5	7	0	16.0	6.7	9.60		32.300	88.200
5.	MORINA Xander	 Cheltenham Youth Club	2010	3	4	4	6	7	6	6	4	4	6	2	14.8	6.9	9.80		31.500	87.300
6.	ROGERS Tristan	 GRAVITY Gravity ETC	2008	6	6	5	4	4	5	6	4	4	5	0	15.1	6.0	9.70		30.800	86.400
7.	DOLMAN William	 Canberra Trampoline Gymnastics Club	2008	4	3	3	6	6	6	6	7	6	6	5	14.2	7.3	9.20		30.700	86.300
8.	BOMFORD Jed	 PCYC Redcliffe	2007	7	4	5	4	4	4	5	5	4	6	0	15.2	6.0	9.40		30.600	86.100















AUS National Clubs 2023 Gold Coast Sports and Leisure Centre, 16-19th September
Individual trampoline – Level 6 TRP Male – Qualification

				S1	S2	S3	S4	S5	S6	S7	S8	S9	S10	L	E	D	HD	ToF	Total	Score	
1.	ZOLOTARYOVA	Daniil	GSA Jets	2	0	1	2	1	3	2	2	2	4	0	18.1		9.50		27.600	60.200	
				1	3	2	2	2	3	2	2	6	5	3	16.9	6.0	9.70		32.600		
2.	WINDAYER	Charlie	Sydney Gymnastics Centre	2001	1	5	2	3	2	4	4	2	4	4	0	16.9		9.60		26.500	57.800
					4	4	5	5	4	4	4	2	3	6	3	15.6	6.3	9.40		31.300	
3.	AFONSO	Lachlan	GSA Jets	2013	1	2	3	3	5	4	4	2	4	6	0	16.6		9.50		26.100	57.600
					1	3	3	2	3	3	4	6	6	1	16.2	5.9	9.40		31.500		
4.	HERRMANN	Elliot	Gravity ETC	2008	4	5	5	4	4	4	4	5	6	5	0	15.4		9.50		24.900	55.900
					5	6	4	4	4	4	4	3	6	7	2	15.1	6.7	9.20		31.000	
5.	MORINA	Xander	Cheltenham Youth Club	2010	4	6	4	6	2	5	6	3	6	7	0	15.1		9.80		24.900	55.800
					4	5	4	6	6	4	6	6	5	6	2	14.6	6.9	9.40		30.900	
6.	ROGERS	Tristan	Gravity ETC	2008	6	5	4	5	4	6	4	4	5	7	1	14.9		9.70		24.600	55.600
					8	5	4	4	4	6	4	4	5	0	15.2	6.0	9.80		31.000		
7.	DOLMAN	William	Canberra Trampoline Gymnastics Club	2008	2	5	3	4	5	5	5	6	4	6	2	15.3		9.40		24.700	55.600
					6	6	4	5	5	6	5	6	6	7	2	14.2	7.3	9.40		30.900	
8.	BOMFORD	Jed	PCYC Redcliffe	2007	2	4	6	4	4	4	4	6	7	6	0	15.3		9.60		24.900	55.500
					6	5	4	4	6	6	5	6	5	4	0	14.9	6.0	9.70		30.600	
9.	DOLAN	Frazer	Gravity ETC	2010	6	6	6	6	6	6	6	4	5	4	0	14.5		9.50		24.000	53.700
					6	6	6	4	5	6	6	8	6	6	0	14.1	6.0	9.60		29.700	



					S1	S2	S3	S4	S5	S6	S7	S8	S9	S10	L	E	D	HD	ToF	Total	Score
10.	BYE	Ethan	 Queenstown Gymnastics Club	2010	4	7	6	6	6	7	6	7	7	8	0	13.6		9.60		23.200	53.400
					5	7	4	5	6	5	5	5	5	5	2	14.6	5.9	9.70		30.200	
11.	ROBINSON	Isaac	 Robertson Gymnastics	2003	6	4	4	6	2	6	7	5	3	6	2	14.9		9.70		24.600	53.200
					5	5	6	8	5	6	6	6	7	8	10	12.8	7.0	8.80		28.600	
12.	SARNOVSKI	Charlie	 Sydney Gymnastics Centre	2009	4	7	5	6	6	6	5	6	4	7	2	14.2		9.50		23.700	53.100
					6	6	6	5	6	6	7	6	6	6	2	13.8	6.3	9.30		29.400	
13.	MORAN	Chili	 Robertson Gymnastics	2005	6	5	7	6	4	7	7	6	6	8	2	13.6		9.10		22.700	53.100
					6	7	6	4	6	7	6	5	6	7	0	14.0	7.6	8.80		30.400	
14.	PARNWELL	Elliot	 Kachan School of Tumbling & Performance		3	3	6	6	5	5	5	6	6	8	2	14.5		9.50		24.000	52.900
					7	5	5	4	6	5	7	5	6	7	2	14.1	6.0	8.80		28.900	
15.	COUTTS-HOHENHAUS	Levi	 Redland City Gymsports	2009	2	3	4	6	6	5	5	7	4	6	2	15.0		9.30		24.300	52.400
					7	6	6	5	5	4	5	6	7	8	20	12.1	6.9	9.10		28.100	
16.	SMITH	Patrick	 PCYC Caboolture	2008	4	6	6	6	4	8	6	5	6	6	2	14.1		9.70		23.800	52.200
					6	6	6	6	8	6	6	6	6	7	2	13.5	6.0	8.90		28.400	
17.	TEDFORD	Harry	 PCYC Redcliffe	2009	5	5	6	5	8	7	8	6	6	7	5	13.2		9.20		22.400	51.600
					6	5	6	6	5	6	5	4	6	6	3	14.2	6.0	9.00		29.200	
18.	PEARCE	Jack	 PCYC Caboolture	2008	6	6	5	6	6	8	7	6	7	8	1	13.4		9.70		23.100	35.100
					5	6	8	8								5.3	2.7	4.00		12.000	
19.	CRAWFORD	Declan	 Cheltenham Youth Club	2009	5	5	6	6	6	6	8	7	5	8	2	13.6		9.60		23.200	29.100
					4	6										3.0	1.2	1.70		5.900	



				S1	S2	S3	S4	S5	S6	S7	S8	S9	S10	L	E	D	HD	ToF	Total	Score		
20.	FEATHER	Ashton	 PCYC Redcliffe	2008																DNS	0	
																					DNS	

