












AUS National Clubs 2023 Gold Coast Sports and Leisure Centre, 16-19th September
Double mini-trampoline – Level 6 DMT Male – Final

					S1	S2	L	E	D	Total	Score
1.	DOLMAN	William	 Canberra Trampoline Gymnastics Club	2008	4 6	8 6	3 2	18.5 18.6	3.1 2.2	-0.8→20.800 -0.2→20.600	84.700
2.	TEDFORD	Harry	 PCYC Redcliffe	2009	5 6	6 7	4 6	18.5 18.1	2.7 2.4	21.200 -0.2→20.300	83.200
3.	MORAN	Chili	 Robertson Gymnastics	2005	6 8	8 7	4 10	18.2 17.5	2.7 2.9	-0.6→20.300 20.400	82.700
4.	LANG	Oscar	 Cheltenham Youth Club	2010	7 6	6 8	2 3	18.5 18.3	2.1 2.4	20.600 20.700	82.200
5.	SARNOVSKI	Charlie	 SGAC Sydney Gymnastics Centre	2009	6 4	8 6	2 4	18.4 18.6	2.7 1.8	-0.2→20.900 20.400	82.200
6.	WINDAYER	Charlie	 SGAC Sydney Gymnastics Centre	2001	6 6	6	2	18.6 17.4	2.7 0.5	21.300 17.900	82.000
7.	COUTTS-HOHENHAUS	Levi	 Redland City Gymsports	2009	8 6	6 6	2 2	18.4 18.6	1.8 2.2	20.200 -0.6→20.200	81.200
8.	CRAWFORD	Declan	 Cheltenham Youth Club	2009	8 8	8 8	2 2	18.2 18.2	2.1 1.1	-0.6→19.700 -0.6→18.700	79.000





AUS National Clubs 2023 Gold Coast Sports and Leisure Centre, 16-19th September
Double mini-trampoline – Level 6 DMT Male – Qualification

					S1	S2	L	E	D	Total	Score
1.	DOLMAN	William	 Canberra Trampoline Gymnastics Club	2008	4 6	6 6	4 2	18.6 18.6	3.1 3.2	-0.2→21.500 21.800	43.300
2.	WINDAYER	Charlie	 Sydney Gymnastics Centre	2001	5 4	6 8	2 4	18.7 18.4	2.7 3.0	21.400 21.400	42.800
3.	MORAN	Chili	 Robertson Gymnastics	2005	6 7	8 7	6 2	18.0 18.4	2.7 2.9	20.700 21.300	42.000
4.	TEDFORD	Harry	 PCYC Redcliffe	2009	6 6	8 7	2 3	18.4 18.4	2.7 2.4	21.100 -0.2→20.600	41.700
5.	LANG	Oscar	 Cheltenham Youth Club	2010	7 6	8 8	5 2	18.0 18.4	2.1 2.4	20.100 20.800	40.900
6.	SARNOVSKI	Charlie	 Sydney Gymnastics Centre	2009	8 4	8 6	6 4	17.8 18.6	2.7 1.8	20.500 20.400	40.900
7.	COUTTS-HOHENHAUS	Levi	 Redland City Gymsports	2009	7 6	5 8	2 4	18.6 18.2	1.8 2.2	20.400 20.400	40.800
8.	CRAWFORD	Declan	 Cheltenham Youth Club	2009	10 8	8 7	3 0	17.9 18.5	2.1 2.7	-0.6→19.400 21.200	40.600
9.	PEARCE	Jack	 PCYC Caboolture	2008	8 6	8 8	6 6	17.8 18.0	2.1 2.4	19.900 -0.2→20.200	40.100



				S1	S2	L	E	D	Total	Score	
10.	WRIGHT	Carter	 Kachan School of Tumbling & Performance	2001	8 9	7 6	5 4	18.0 18.1	2.4 2.2	-0.2→20.200 -0.6→19.700	39.900
11.	MORINA	Xander	 Cheltenham Youth Club	2010	8 6	8 6	6 4	17.8 18.4	2.1 2.2	-0.6→19.300 20.600	39.900
12.	SINGLETON	Cooper	 Manly Warringah Gymnastic Club	2001	6 8	8 8	6 2	18.0 18.2	2.7 1.7	-0.6→20.100 -0.2→19.700	39.800
13.	BYE	Ethan	 Queenstown Gymnastics Club	2010	6 8	7 8	2 6	18.5 17.8	2.7 1.6	-0.6→20.600 -0.2→19.200	39.800
14.	CHILCOTT	Oliver	 Cheltenham Youth Club	2010	8 8	6	0	18.6 17.2	2.1 0.7	20.700 17.900	38.600
15.	SMITH	Patrick	 PCYC Caboolture	2008	7 6	6	2	18.5 17.4	1.7 0.7	-0.6→19.600 18.100	37.700
16.	FEATHER	Ashton	 PCYC Redcliffe	2008						DNS DNS	0

