



AUS National Clubs 2019 Gold Coast, 12-14 Sep 2019

Tumbling – Level 5 TUM Female – Final

					S1	S2	S3	S4	S5	S6	S7	S8	L	E	D	Total	Score
1.	ALEXSA	Kachan	Kachan School of Tumbling & Performance	2010	1	0	0	1	1	1	3	5	0	28.8	1.8	+2.0	94.300
																→	32.600
2.	DARCY	Bird	High Flyers Trampoline & Gymnastics Academy	2005	4	3	3	3	3	2	3	6	0	27.3	1.6	+2.0	90.800
																→	30.900
3.	ELLA	Copeland	Adelaide Tumbling Academy	2007	4	3	3	3	3	3	5	9	3	26.4	1.8	+2.0	88.700
																→	30.200
4.	MADDIE	Hamilton	Kachan School of Tumbling & Performance	2009	2	4	3	3	3	3	3	10	3	26.6	1.4	+2.0	87.300
																→	30.000
5.	JASMINE	Rodziewicz	Kachan School of Tumbling & Performance	2007	3	3	3	3	5	4	4	9	3	26.3	1.6	+2.0	87.200
																→	29.900
6.	GISELLE	Faaso	Robertson Gymnastics	2010	5	6	5	4	3	6	7	10	3	25.1	1.8	+2.0	87.200
																→	28.900
7.	MIA	Watson	Kachan School of Tumbling & Performance	2006	5	3	3	3	3	3	4	12	30	23.4	1.6	+2.0	86.900
																→	27.000
8.	LEYLA	Dogan	Robertson Gymnastics	2009	4	5	5	5	5	5	7	9	2	25.3	1.7	+2.0	86.400
																→	29.000
9.	WILLOW	Head	Robertson Gymnastics	2009	5	6	6	6	5	4	3	10	4	25.1	1.8	+2.0	85.900
																→	28.900
10.	GEORGIA	Helyar	Manly Warringah Gymnastic Club	2006	3	6	6	6	7	7	7		0	22.8	1.2		24.000
																	80.900

Generated by sporttech.io official scoring system at **Aug 27, 2019 2:16:59 PM**. Live results at www.sporttech.io/explore.

















AUS National Clubs 2019 Gold Coast, 12-14 Sep 2019

Tumbling – Level 5 TUM Female – Qualification

					S1	S2	S3	S4	S5	S6	S7	S8	L	E	D	Total	Score
1.	ALEXSA	Kachan	Kachan School of Tumbling & Performance	2010	0 2	0 2	0 2	2 2	2 3	3 3	3 3	4 3	0 0	28.6 28.0	1.3 1.8	29.900 +2.0 → 31.800	61.700
2.	MIA	Watson	Kachan School of Tumbling & Performance	2006	0 2	0 2	0 3	3 3	3 2	3 3	3 3	7 6	3 3	27.8 27.3	1.2 1.6	29.000 +2.0 → 30.900	59.900
3.	DARCY	Bird	High Flyers Trampoline & Gymnastics Academy	2005	0 2	0 3	0 2	3 3	3 2	3 2	4 3	9 9	0 4	27.8 27.0	1.5 1.6	29.300 +2.0 → 30.600	59.900
4.	ELLA	Copeland	Adelaide Tumbling Academy	2007	0 5	0 4	0 4	4 3	2 3	2 3	3 5	10 9	3 6	27.6 25.8	1.3 1.8	28.900 +2.0 → 29.600	58.500
5.	GISELLE	Faaso	Robertson Gymnastics	2010	0 5	0 3	0 4	4 4	4 4	3 4	6 9	9 8	0 2	27.4 25.7	1.5 1.7	28.900 +2.0 → 29.400	58.300
6.	LEYLA	Dogan	Robertson Gymnastics	2009	0 3	0 4	0 4	5 4	5 4	5 5	7 6	9 10	3 4	26.6 25.6	1.5 1.7	28.100 +2.0 → 29.300	57.400
7.	MADDIE	Hamilton	Kachan School of Tumbling & Performance	2009	0 5	0 6	0 6	3 6	4 4	5 3	4 3	7 9	2 0	27.5 25.8	1.2 1.4	28.700 -0.6 +2.0 → 28.600	57.300
8.	JASMINE	Rodziewicz	Kachan School of Tumbling & Performance	2007	0 3	0 4	0 4	5 4	5 4	5 5	6 5	6 8	4 7	26.9 25.6	1.2 1.6	28.100 +2.0 → 29.200	57.300
9.	WILLOW	Head	Robertson Gymnastics	2009	0 4	0 6	0 6	5 6	4 4	5 4	7 6	9 9	0 1	27.0 25.4	1.5 1.7	28.500 -0.6 +2.0 → 28.500	57.000
10.	GEORGIA	Helyar	Manly Warringah Gymnastic Club	2006	0 5	0 4	0 4	5 5	5 6	6 5	9 3	10 9	3 6	26.2 25.3	1.5 1.9	27.700 +2.0 → 29.200	56.900
11.	JENNA	Russell	Peak Trampoline	2007	0 3	0 3	0 4	6 5	4 6	5 6	8 9	11 9	4 3	26.2 25.2	1.5 1.7	27.700 +2.0 → 28.900	56.600
12.	MIA	Kwintner	Manly Warringah Gymnastic Club	2008	0 4	0 5	0 5	6 6	6 7	5 6	9 7	10 11	3 1	26.1 24.8	1.6 1.9	27.700 +2.0 → 28.700	56.400

					S1	S2	S3	S4	S5	S6	S7	S8	L	E	D	Total	Score
13.	ADDISON	Smith	 Peak Trampoline	2006	0 3	0 4	0 4	7 5	6 5	6 4	6 9	10 9	7 1	25.8 25.6	1.8 1.7	-0.6 → 27.000 +2.0 → 29.300	56.300
14.	RUBY	Strafford	 Peak Trampoline	2007	0 3	0 5	0 4	9 4	6 6	5 6	5 9	9 12	3 6	26.3 24.5	1.8 1.7	28.100 +2.0 → 28.200	56.300
15.	ANNA	Korecki	 Palmer's Gym	2007	0 5	0 5	0 4	6 4	5 6	6 6	6 7	9 10	4 2	26.4 25.1	1.9 1.3	28.300 -0.6 +2.0 → 27.800	56.100
16.	CHLOE	Kahaduwa Poodduwage	 Palmer's Gym	2008	0 5	0 6	0 6	7 6	6 5	6 5	5 5	8 11	5 3	26.3 24.8	1.5 1.2	27.800 +2.0 → 28.000	55.800
17.	NATALIE	Hull	 Robertson Gymnastics	2004	0 6	0 5	0 6	4 6	6 6	6 6	9 10	11 11	4 3	26.0 24.1	1.5 1.7	27.500 +2.0 → 27.800	55.300
18.	MONTANA	Sutherland	 Redcliffe PCYC	2004	0 6	0 6	0 6	9 6	8 6	9 7	9 6	11 9	2 9	25.2 23.9	1.9 1.6	27.100 +2.0 → 27.500	54.600
19.	ALEXANDRIA	Van Der Leur	Active Arts Australia	2006	0 0	0 0	0 0	9 6	6 6	7 8	7 12	9 12	6 3	25.6 25.3	1.5 1.4	27.100 26.700	53.800
20.	TALIA	Drazek	Active Arts Australia	2005	0 0	0 0	0 0	7 11	6 9	8 8	8 12	12 12	3 1	25.6 24.7	1.3 1.9	26.900 26.600	53.500
21.	OLIVIA	Burns	 Palmer's Gym	2007	0 6	0 6	0 6	6 7	6 9	6 9	10 8	12 10	6 7	25.4 23.2	1.5 1.2	26.900 +2.0 → 26.400	53.300
22.	MIKAELA	Toman	 Palmer's Gym	2003	0 5	0 6	0 6	6 6	6 7	7 7	11 7	12 13	7 9	25.1 23.4	1.4 1.3	26.500 +2.0 → 26.700	53.200
23.	AVA	Harrington	 Palmer's Gym	2010	0 8	0 9	0 8	6 7	6 8	6 7	12 8	12 12	6 3	25.2 23.0	1.5 1.2	26.700 +2.0 → 26.200	52.900
24.	AVA	Allanby	 Kingborough Gymsports	2005	0 0	0 0	0 0	6 6	6 9	7 9	8 9	11 11	8 7	25.4 24.9	1.3 1.1	26.700 26.000	52.700
25.	CHARLOTTE	Chapman	 Redcliffe PCYC	2001	0 6	0 6	0 8	10 7	8 8	9 8	10 9	14 12	3 3	24.6 23.3	1.5 1.3	26.100 +2.0 → 26.600	52.700
26.	ASHLEIGH	Millar	 Altitude Gym Sports	2007	0 6	0 6	0 7	8 9	8 9	8 9	8 9	9 12	3 2	25.6 23.1	1.0 1.2	26.600 -0.6 → 25.700	52.300

					S1	S2	S3	S4	S5	S6	S7	S8	L	E	D	Total	Score
27.	LILLY	Bailey	Sunshine Coast Gymnastics Academy	2007	0 0	0 0	0 0	5 5	6 6	7 8	11 9		0 3	24.1 25.9	0.8 1.3	24.900 -0.6	51.500
																→ 26.600	
28.	EMMA	Isaacson	GRAVITY ETC	2009	0 6	0 7	0 9	7 9	6 9	7 9	11 9	12 12	6 7	25.1 22.3	1.4 1.3	26.500 -0.6	51.500
																+2.0 → 25.000	
29.	ELIANE	Higgins	GRAVITY ETC	2004	0 6	0 6	0 6	6 6	6 6	7 6	6 12	10 15	5 30	26.0 20.7	1.3 1.7	27.300 -0.6	51.100
																+2.0 → 23.800	
30.	AVA	Hansen	Kingborough Gymsports	2010	0 0	0 0	0 0	9 9	10 9	10 9	10 9	11 12	4 4	24.6 24.8	1.0 1.3	-0.6 →	50.200
																-0.3 25.000 -0.6 → 25.200	
31.	AMELIA	Mitrovic	Palmer's Gym	2010	0 6	0 6	0 7	8 8	6 8	5 9	5 13	9 0	5 0	26.2 21.3	1.4 1.2	-0.6 →	49.500
																27.000 22.500	
32.	SYDNEY	Bedrick	Carindale PCYC	2003	0 0	0 0	0 0	6 6	6 6	7 10	8 0	11 0	9 0	25.3 21.8	1.5 0.3	26.800 22.100	48.900
33.	FAY	Vitchu	Kingborough Gymsports	2004	0 0	0 0	0 0	8 9	9 9	9 12	12 14	12 15	4 8	24.6 23.3	1.4 0.3	26.000 21.500	47.500
																-2.1	
34.	LUIZE	Pin	Kingborough Gymsports	2003	0 6	0 9	0 9	6 8	6 8	6 8	8 10		0 0	24.4 21.2	0.6 1.2	25.000 22.400	47.400
35.	OLIVIA	Snow	Kingborough Gymsports	2001	0	0	0	7	9	10	12	13	7 0	24.2	1.4	25.600 0	25.600
36.	SUSANNAH	Da Costa	Robertson Gymnastics	2007									0 0			DNS DNS	0
36.	RILEY	Grima	Altitude Gym Sports	2008									0 0			DNS DNS	0
36.	MOLLY	Nicholls	Robertson Gymnastics	2008									0 0			DNS DNS	0
36.	CLAIRE	Boulton	Peak Trampoline	2004									0			DNS	0
																-	
36.	CARMELITA	Da Costa	Robertson Gymnastics	2007									0 0			DNS DNS	0

Generated by sporttech.io official scoring system at Aug 28, 2019 11:17:44 PM. Live results at www.sporttech.io/explore.

