



AUS National Clubs 2018 Gold Coast
Individual trampoline – Level 5 TRP Female – Final

					S1	S2	S3	S4	S5	S6	S7	S8	S9	S10	L	E	D	H	Time	Total	Score
1.	GRAHAM	Mia	Southern Star Trampoline & Gymnastics Academy	2007	3	2	1	1	1	1	2	0	1	3	0	18.5	4.5	9.60		32.600	91.950
2.	PRICE	Scarlett	Victoria Park Gymnastic & Trampoline Club	2007	2	2	4	1	2	3	4	4	4	6	2	16.6	5.7	9.80		32.100	91.100
3.	CUNNINGHAM	Harmony	Robertson Gymnastics	2007	2	2	1	2	3	0	3	3	0	4	0	18.0	4.3	9.90		32.200	90.300
4.	BOYTON	Abigail	Castle Hill RSL Youth Club	2007	6	4	3	4	4	2	4	5	3	6	1	15.8	5.4	9.70		30.900	89.600
5.	LYELL	Carmen	Redcliffe PCYC	2001	4	3	2	4	2	3	4	4	3	5	2	16.4	5.7	9.60		31.700	89.150
6.	INSANALLY	Ruby	GSA JETS	2009	3	4	3	3	3	4	4	1	3	2	0	17.0	5.2	9.60		31.800	88.800
7.	WATSON	Rylee	Redland City Gymsports	2007	2	4	5	4	6	4	5	5	0	5	2	15.8	5.7	9.80		31.300	88.750
8.	MUSCAT	Krystal	Kachan School of Tumbling & Performance	2002	4	4	1	4	4	4	2	2	4	6	2	16.3	4.9	9.80		31.000	88.700
9.	RUSSELL	Jenna	Peak Trampoline	2007	2	4	6	4	4	6	4	6	2	4	2	15.6	4.8	9.40		29.800	87.000
10.	MCGREGOR	Charlotte	Southern Star Trampoline & Gymnastics Academy	2007	4	3	2	4	3	4	4	0	5			15.1	3.8	8.50		27.400	84.700






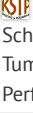









Generated by sporttech.io official scoring system at Sep 20, 2018 4:53:10 PM. Live results at www.sporttech.io/explore.











































AUS National Clubs 2018 Gold Coast
Individual trampoline – Level 5 TRP Female – Qualification

					S1	S2	S3	S4	S5	S6	S7	S8	S9	S10	L	E	D	H	Time	Total	Score
1.	GRAHAM	Mia	Southern Star Trampoline & Gymnastics Academy	2007	4 3	2 3	2 3	1 1	0 3	0 4	0 4	0 0	3 3	4 4	0 0	18.4 17.2		9.65 9.60		28.050 31.300	59.350
2.	PRICE	Scarlett	Victoria Park Gymnastic & Trampoline Club	2007	2 2	2 3	0 4	2 2	2 4	3 3	2 4	2 4	3 4	2 6	0 2	18.0 16.2		10.00 9.10		28.000 31.000	59.000
3.	BOYTON	Abigail	Castle Hill RSL Youth Club	2007	4 6	4 0	2 4	3 4	0 4	0 1	1 5	0 4	4 4	4 6	0 0	17.8 16.2		9.70 9.60		27.500 31.200	58.700
4.	CUNNINGHAM	Harmony	Robertson Gymnastics	2007	4 4	5 2	4 2	4 4	4 3	2 1	2 3	0 4	3 2	2 4	0 0	17.0 17.1		9.90 9.80		26.900 31.200	58.100
5.	MUSCAT	Krystal	Kachan School of Tumbling & Performance	2002	3 4	4 5	2 2	2 4	4 4	4 4	2 4	2 2	2 4	2 4	2 0	17.1 16.3		9.80 9.60		26.900 30.800	57.700
6.	WATSON	Rylee	Redland City Gymsports	2007	2 2	2 4	2 4	4 5	3 5	0 5	5 5	5 4	4 2	3 4	2 2	16.8 15.8		9.60 9.55		26.400 31.050	57.450
7.	LYELL	Carmen	Redcliffe PCYC	2001	2 2	4 4	4 4	5 4	4 3	5 3	4 5	4 3	4 4	3 5	0 0	16.1 16.3		9.80 9.55		25.900 31.550	57.450
8.	MCGREGOR	Charlotte	Southern Star Trampoline & Gymnastics Academy	2007	4 2	5 3	4 3	2 3	3 4	2 4	2 4	1 3	4 3	5 3	0 0	16.8 17.1		9.60 9.30		26.400 30.900	57.300
9.	RUSSELL	Jenna	Peak Trampoline	2007	2 4	4 4	2 6	3 4	3 4	2 4	1 4	1 5	4 2	2 4	0 0	17.6 15.9		9.70 9.20		27.300 29.900	57.200
10.	INSANALLY	Ruby	GSA JETS	2009	2 2	4 4	2 5	4 4	4 4	3 4	2 3	1 1	5 4	6 6	2 2	16.5 16.1		9.60 9.60		26.100 30.900	57.000
11.	MCKEON	Rylee	Kachan School of Tumbling & Performance	2007	4 6	3 2	2 3	2 4	2 4	4 4	4 4	3 5	3 2	2 6	0 2	17.1 15.8		9.90 9.50		27.000 29.900	56.900
12.	DE PAOLI	Evie	Castle Hill RSL Youth Club	2006	3 5	3 5	3 4	2 3	2 4	2 4	3 4	3 6	2 5	3 6	2 2	17.2 15.2		9.80 9.30		27.000 29.900	56.900
13.	LAURANCE	Ashleigh	Peak Trampoline	2005	2 3	2 4	3 4	4 4	4 5	4 4	4 2	1 5	5 3	3 5	0 1	16.8 16.0		9.50 9.80		26.300 30.400	56.700
14.	PETERS	Jessica	Castle Hill RSL Youth Club	2005	2 2	4 4	2 4	4 6	4 6	3 4	2 4	2 4	4 4	5 2	1 1	16.7 15.9		9.60 9.70		26.300 30.400	56.700
15.	DAVEY	Poppy	Cheltenham Youth Club	2007	2 3	4 6	0 4	2 6	2 6	2 6	2 6	2 3	4 5	6 6	1 0	17.3 14.9		9.90 9.60		27.200 29.500	56.700
16.	EVANS	Miranda	Robertson Gymnastics	2003	3 4	4 4	4 4	4 0	4 4	3 5	3 5	0 0	4 6	4 6	1 1	16.6 16.1		9.50 9.40		26.100 30.500	56.600
17.	SUMMERVILLE	Lara	Robertson Gymnastics		4 3	3 4	3 4	5 1	5 3	5 4	6 1	5 3	4 4	4 5	3 0	15.3 16.8		9.65 9.60		24.950 31.400	56.350

					S1	S2	S3	S4	S5	S6	S7	S8	S9	S10	L	E	D	H	Time	Total	Score
18.	COLEMAN	Rosie	 GSA JETS	2007	3	4	3	4	2	2	2	0	5	5	0	17.0		9.50		26.500	56.100
					2	4	5	4	4	5	5	3	6	5	1	15.6	4.4	9.60		29.600	
19.	HAMMOND	Bethany	 Castle Hill RSL Youth Club	2004	4	5	2	4	4	2	4	2	3	2	2	16.6		9.10		25.700	56.100
					5	2	5	2	4	3	5	4	4	5	2	15.9	5.4	9.10		30.400	
20.	MALLARD	Amelie	 Redland City Gymsports	2003	4	4	4	5	4	5	4	4	6	6	3	15.1		9.80		24.900	56.000
					4	4	4	4	4	3	5	5	4	4	2	15.7	5.7	9.70		31.100	
21.	BELL-O'BRIEN	Aoife	 GSA JETS	2007	4	4	2	3	3	3	2	2	5	6	0	16.6		9.50		26.100	55.950
					3	6	6	4	3	4	5	4	6	6	2	15.1	5.3	9.45		29.850	
22.	FAIRBAIRN	Jennifer	 Castle Hill RSL Youth Club	2005	2	2	1	3	3	4	4	4	3	2	0	17.2		9.80		27.000	55.900
					4	6	5	7	6	6	4	4	4	6	0	14.8	4.7	9.40		28.900	
23.	CLARK-ENSLAW	Tameeka	 Redcliffe PCYC	2000	2	4	0	4	4	4	5	4	4	3	0	16.6		9.50		26.100	55.900
					4	4	7	1	5	6	4	5	5	6	0	15.3	5.0	9.50		29.800	
24.	MITCHELMORE	Asta	 Kingborough Gymsports	2003	4	4	4	4	4	3	2	4	4	3	1	16.3		9.95		26.250	55.900
					6	6	6	4	5	6	4	4	4	4	0	15.1	4.9	9.65		29.650	
25.	MCCULLOCH	Madison	 Hobart Gymnastics Academy	2006	4	3	4	4	0	2	2	4	3	5	0	16.9		9.80		26.700	55.850
					6	4	4	5	6	5	4	4	5	6	4	14.7	5.3	9.15		29.150	
26.	DUFFY	Alysse	 Kachan School of Trumbling & Performance	2005	5	4	4	4	4	4	6	2	5	6	0	15.6		9.90		25.500	55.800
					4	4	1	4	4	2	5	5	1	6	2	16.2	4.5	9.60		30.300	
27.	GRIEVES	Isabella	 Victoria Park Gymnastic & Trampoline Club	2007	4	3	4	3	0	3	4	3	4	6	4	16.2		9.60		25.800	55.700
					4	4	5	2	6	4	4	5	3	5	0	15.8	4.9	9.20		29.900	
28.	COX	Jessica	 Victoria Park Gymnastic & Trampoline Club	2004	4	3	4	4	4	4	5	2	4	4	4	15.8		9.65		25.450	55.650
					4	4	5	4	4	4	4	5	5	5	1	15.5	5.0	9.70		30.200	
29.	WILSON	Elsie	 Castle Hill RSL Youth Club	2005	4	4	2	4	4	2	4	4	5	4	0	16.3		9.70		26.000	55.600
					3	2	3	3	4	5	6	4	6	8	0	15.6	4.5	9.50		29.600	
30.	WAIT	Breanna	 Robertson Gymnastics	2003	3	2	3	2	0	5	6	4	4	4	0	16.7		9.30		26.000	55.300
					4	3	6	4	5	5	4	5	6	6	1	15.1	5.0	9.20		29.300	
31.	DAVEY	Amie	 Cheltenham Youth Club	2006	4	4	2	3	4	3	3	4	4	4	1	16.4		9.90		26.300	55.300
					4	4	3	4	5	6	5	6	5	6	0	15.2	4.5	9.30		29.000	
32.	BLACKHALL	India	 Kingborough Gymsports	2006	4	4	6	6	4	3	2	3	4	3	1	16.0		9.60		25.600	55.300
					4	4	6	6	6	8	5	4	5	5	0	14.7	5.5	9.50		29.700	
33.	HUTH	Alexis	 Robertson Gymnastics	2007	4	3	4	4	4	2	3	4	5	4	0	16.3		9.70		26.000	55.200
					3	4	3	4	6	4	4	6	5	6	2	15.3	4.3	9.60		29.200	
34.	NEL	Kayla	 High Flyers Trampoline & Gymnastics Academy	1999	4	3	3	5	6	1	3	4	3	4	0	16.4		9.80		26.200	55.200
					4	4	4	5	6	6	7	4	4	5	0	15.1	4.7	9.20		29.000	
35.	WILSON	Zaharah	 Great Southern GymSports	2006	4	1	4	5	4	4	6	3	4	6	2	15.7		9.80		25.500	55.200
					3	4	4	5	4	4	4	6	6	6	0	15.4	4.5	9.80		29.700	
36.	SUTHERLAND	Montana	 Redcliffe PCYC	2004	5	5	4	4	5	2	4	6	6	6	4	14.9		9.90		24.800	55.200
					4	4	4	5	6	5	4	6	4	6	0	15.2	5.3	9.90		30.400	

					S1	S2	S3	S4	S5	S6	S7	S8	S9	S10	L	E	D	H	Time	Total	Score
37.	BARRY	Airlie	 Peak Trampoline	2006	2	2	2	3	3	3	1	0	3	3	0	17.8		9.20		27.000	55.100
					2	3	4	5	2	4	4	4	2			15.0	4.4	8.70		28.100	
38.	NAIDOO	Eva	 Redcliffe PCYC	2005	4	5	4	5	4	5	4	2	5	6	2	15.4		9.60		25.000	55.100
					6	4	5	5	4	4	4	5	6	6	2	14.9	5.7	9.50		30.100	
39.	GARDINER	Eloise	 Woden Valley Gymnastic Club	2006	5	4	4	5	5	2	4	5	3	5	0	15.8		9.30		25.100	55.000
					4	5	4	5	1	6	5	4	5	5	0	15.6	5.0	9.30		29.900	
40.	PEDLEY	Caroline	 Peak Trampoline	2001	4	5	4	2	4	4	3	4	3	4	2	16.1		9.60		25.700	55.000
					6	3	5	6	6	5	6	6	5	6	0	14.6	5.1	9.60		29.300	
41.	HAYES	Layla	 Peak Trampoline	2005	2	4	2	3	5	3	3	3	6	6	0	16.3		9.60		25.900	54.900
					3	4	6	6	5	5	4	6	4	6	0	15.1	4.6	9.30		29.000	
42.	JOHNSTONE	Kate	 Redland City Gymsports	2008	4	5	5	4	4	2	4	4	4	4	4	15.6		9.45		25.050	54.800
					2	4	5	4	5	6	5	5	4	6	1	15.3	5.1	9.35		29.750	
43.	HAMPSON	Grace	 Robertson Gymnastics	2005	4	4	4	4	6	5	4	5	4	3	0	15.7		9.60		25.300	54.600
					4	6	5	6	4	6	6	5	6	6	0	14.6	5.7	9.00		29.300	
44.	VINEY	Georgia	 Kingborough Gymsports	2005	4	5	6	6	2	4	3	3	5	8	0	15.4		9.60		25.000	54.400
					4	4	5	5	4	6	6	5	5	6	0	15.0	4.6	9.80		29.400	
45.	DE VRIES	Tamsyn	 Robertson Gymnastics	2007	4	4	6	5	5	3	4	4	6	4	2	15.3		9.90		25.200	54.200
					4	4	4	5	6	4	6	6	4	6	0	15.1	4.3	9.60		29.000	
46.	BAUMAN	Talia	 Victoria Park Gymnastic & Trampoline Club	2005	3	3	0	3	4	4	4	3	4	4	20	14.8		9.90		24.700	54.000
					4	4	4	6	6	4	4	5	6	5	0	15.2	5.0	9.10		29.300	
47.	KUHLE	Sonia	 Redcliffe PCYC	2004	6	6	5	6	6	5	7	5	7	4	0	14.3		9.75		24.050	53.950
					4	5	4	5	4	5	5	5	6	6	1	15.0	5.2	9.70		29.900	
48.	GRIMSHAW	Tara	 Redcliffe PCYC	2006	4	3	4	4	5	6	6	6	6	6	4	14.6		9.80		24.400	53.850
					6	4	5	4	5	5	6	6	5	6	2	14.6	5.1	9.75		29.450	
49.	EAKIN	Olivia	 Tea Tree Gully Gymsports	2006	4	2	4	4	4	4	4	5	5	4	4	15.6		9.50		25.100	53.700
					4	5	3	4	2	4	6	7	7	6	3	14.9	4.4	9.30		28.600	
50.	SASAKI	Fuka	 Peak Trampoline	2004	4	4	5	6	6	4	4	4	6	6	0	15.1		9.70		24.800	53.500
					4	5	6	6	6	6	5	6	6	6	0	14.4	4.5	9.80		28.700	
51.	CAMPBELL	Jemma	 Redcliffe PCYC	2003	4	4	4	6	6	6	6	5	6	8	1	14.4		9.80		24.200	53.400
					4	4	4	5	5	6	5	4	6	7	3	14.7	4.8	9.70		29.200	
52.	NEL	Keara	 High Flyers Trampoline & Gymnastics Academy	1999	6	6	4	5	6	4	4	4	4	4	0	15.3		9.40		24.700	53.300
					5	6	5	6	5	6	6	5	4	6	0	14.6	4.7	9.30		28.600	
53.	EY	Laela	 Tea Tree Gully Gymsports	2007	3	3	4	5	4	5	6	4	4	2	2	15.8		9.40		25.200	53.200
					4	5	5	6	5	6	7	6	7	6	1	14.2	4.4	9.40		28.000	
54.	HOFFMEISTER	Keira	 GSA JETS	2007	4	5	3	6	3	2	2	2	5	6	2	16.0		9.40		25.400	53.000
					4	5	6	4	6	6	6	5	7	6	1	14.4	4.4	8.80		27.600	
55.	FRY	Annabelle	 Kingborough Gymsports	2005	6	6	7	6	4	3	5	4	6	6	0	14.7		9.80		24.500	52.900
					5	6	6	6	5	6	6	5	6	6	0	14.3	4.6	9.50		28.400	
56.	DARTNELL	Sophie	 Peak Trampoline	2006	4	4	6	6	6	5	6	4	4	4	3	14.8		9.80		24.600	52.800
					5	4	6	5	5	5	6	6	6	7	2	14.3	4.3	9.60		28.200	
57.	GIUDICI	Lily	 Kingborough Gymsports	2005	6	6	6	5	4	4	4	3	5	6	2	14.9		9.60		24.500	52.700
					5	6	6	6	6	6	6	6	6	6	4	13.7	5.0	9.50		28.200	
58.	HARVEY	Bethany	 Eastside Gymnastics Academy	2007	6	6	4	5	5	5	5	6	5	6	0	14.7		9.70		24.400	52.600
					6	6	7	6	6	6	5	5	6	6	0	14.1	4.6	9.50		28.200	

					S1	S2	S3	S4	S5	S6	S7	S8	S9	S10	L	E	D	H	Time	Total	Score
59.	HART-CROMBIE	Olivia	 Omega Trampoline Sports Club	2006	5 6	4 6	4 6	6 6	6 4	4 6	4 8	2 6	4 6	6 6	4 2	15.1 13.8		9.80 9.40		24.900 27.600	52.500
60.	KADEN	Tahlia	 Kachan School of Tumbling & Performance	2003	4 4	4 6	3 6	3 6	4 7	5 5	6 6	4 7	6 6	5 8	0 0	15.6 13.9		9.40 9.20		25.000 27.400	52.400
61.	ANDERSON	Taylah	 Tea Tree Gully Gymsports	2004	4 6	4 6	5 6	6 6	6 4	6 6	6 6	5 4	6 6	5 7	0 1	14.7 14.2		9.60 9.40		24.300 28.000	52.300
62.	DEAN	Mariah	 Sydney Gymnastics Centre	2004	2 4	3 7	4 7	5 7	4 7	2 8	2 7	2 8	4 5	6 7	4 2	16.2 13.1		9.30 9.10		25.500 26.600	52.100
63.	FORGAN	Jamie	 Robertson Gymnastics	2006	6 6	6 6	6 7	7 4	6 5	6 6	5 7	5 5	6 6	4 8	3 1	14.0 13.9		9.80 9.35		23.800 28.250	52.050
64.	WEBBERLEY	Rachel	 Hobart Gymnastics Academy	2002	5 5	4 5	6 6	7 6	6 4	4 7	6 6	6 8	4 5	4 6	0 3	14.8 13.9		9.20 9.40		24.000 27.900	51.900
65.	DAVIDSON	Bianca	 Hobart Gymnastics Academy	2002	2 6	4 8	6 8	6 7	5 6	5 5	10 5	8 8	6 7	5 6	0 0	14.3 13.4		9.20 9.10		23.500 28.100	51.600
66.	HAMILTON	Ella	 Kachan School of Tumbling & Performance	2005	4 6	4 5	4 6	4 6	5 6	4 4	5 5	5 6	4 5		1	14.1 14.4		8.70 9.50		22.800 28.500	51.300
67.	LOVE	Alice	 Carindale PCYC	2006	7 6	5 7	5 6	4 6	5 6	6 6	6 7	6 7	6 6	6 6	3	14.1 10.9		9.70 9.70		23.800 24.200	48.000
68.	ROUPELL	Robyn	 Castle Hill RSL Youth Club	2007	2 6	4 4	2 2	3 3	2 4	0 2	2 2	1 1	2 4	4 0	0	17.8 9.9		9.80 5.30		27.600 18.100	45.700
69.	TOWNSEND	Ella	 Redland City Gymsports	2005	4 6	4 4	6 4	6 6	6 6	5 6	6 7	5 7	7 7	7 0	0	14.4 10.1		9.30 6.80		23.700 21.100	44.800
70.	SPROTT	Zalia	 Kingborough Gymsports	2004	4 6	5 7	6 6	6 6	7 6	4 7	4 6	5 6	8 7	7 0	0	14.4 9.6		9.20 6.40		23.600 19.200	42.800
71.	SULLIVAN	Keeley	 Cheltenham Youth Club	2007	4 4	4 4	6 4	6 5	7 6	5 6	5 4	7 6	6 6	6 5	1 1	14.3 14.9		9.80 9.60		18.100 20.700	38.800
72.	FRANKLIN	Xoey	 Greater Sydney Sports Academy	2009	4 6	3 6	4	4	2	1	2	2	3	4	2	16.9 2.8		9.50 1.80		26.400 -0.6 → 5.000	31.400
73.	PRESS	Jade	 Peak Trampoline	2005																DNS DNS	0
73.	O'BRIEN	Sophie	 Redcliffe PCYC	2004																DNS DNS	0

Generated by sporttech.io official scoring system at Sep 20, 2018 4:12:47 PM. Live results at www.sporttech.io/explore.

