











AUS National Clubs 2023 Gold Coast Sports and Leisure Centre, 16-19th September  
Tumbling – Level 5 TUM Male – Final

			S1	S2	S3	S4	S5	S6	S7	S8	L	E	D	Total	Score		
1.	KACHAN	Isaac	 Kachan School of Tumbling & Performance	1	0	0	0	0	0	1	4	2	19.2	1.6	+2.0→22.800	66.500	
2.	KACHAN	Ivan	 Kachan School of Tumbling & Performance	1	0	0	2	2	2	2	4	2	18.5	1.6	+2.0→22.100	65.700	
3.	BROUGHTON	Heath	 Kachan School of Tumbling & Performance	2012	2	1	1	1	0	1	1	4	0	18.9	1.6	+2.0→22.500	65.100
4.	BOMFORD	Jed	 PCYC Redcliffe	2007	2	2	2	2	3	4	4	4	2	17.5	1.3	+2.0→20.800	60.400
5.	HUTCHINS	Fletcher	 Robertson Gymnastics	2012	2	2	2	3	3	4	4	6	6	16.8	1.6	+2.0→20.400	59.900
6.	SCOTT	Jack	 Robertson Gymnastics	2013	2	3	2	4	4	4	4	6	2	16.9	1.6	+2.0→20.500	59.200
7.	RICHMOND	Luca	 Robertson Gymnastics	2013	3	3	4	4	4	4	4	6	3	16.5	1.3	+2.0→19.800	57.900
8.	WALTERS	Saxon	 Redland City Gymsports	2006	0	0	0	5	6	6	7	7	2	16.7	1.8	18.500	53.900










AUS National Clubs 2023 Gold Coast Sports and Leisure Centre, 16-19th September

Tumbling – Level 5 TUM Male – Qualification

					S1	S2	S3	S4	S5	S6	S7	S8	L	E	D	Total	Score
1.	KACHAN	Isaac	Kachan School of Tumbling & Performance		0	0	0	1	0	0	0	2	2	19.5	1.3	20.800	43.700
					1	0	0	0	0	0	0	4	2	19.3	1.6	+2.0→22.900	
2.	KACHAN	Ivan	Kachan School of Tumbling & Performance		0	0	0	1	0	0	0	4	2	19.3	1.3	20.600	43.600
					0	0	0	0	0	0	0	4	2	19.4	1.6	+2.0→23.000	
3.	BROUGHTON	Heath	Kachan School of Tumbling & Performance	2012	0	0	0	2	1	1	2	3	2	18.9	1.3	20.200	42.600
					2	2	1	0	0	0	1	4	2	18.8	1.6	+2.0→22.400	
4.	BOMFORD	Jed	PCYC Redcliffe	2007	0	0	0	2	3	4	2	6	2	18.1	1.1	19.200	39.600
					2	3	2	4	3	4	4	5	2	17.1	1.3	+2.0→20.400	
5.	HUTCHINS	Fletcher	Robertson Gymnastics	2012	0	0	0	2	3	3	4	6	2	18.0	1.3	19.300	39.500
					2	3	3	3	4	4	4	6	5	16.6	1.6	+2.0→20.200	
6.	SCOTT	Jack	Robertson Gymnastics	2013	0	0	0	2	4	4	4	8	2	17.6	1.3	18.900	38.700
					2	4	4	4	4	4	4	8	4	16.2	1.6	+2.0→19.800	
7.	RICHMOND	Luca	Robertson Gymnastics	2013	0	0	0	2	3	3	4	7	6	17.5	1.3	-0.4→18.400	38.100
					2	3	3	3	4	4	3	5	5	16.8	1.3	-0.4+2.0→19.700	
8.	WALTERS	Saxon	Redland City Gymsports	2006	0	0	0	6	6	7	7	6	2	16.6	2.5	19.100	35.400
					0	0	0	3	5	6	8		0	15.8	0.5	16.300	



					S1	S2	S3	S4	S5	S6	S7	S8	L	E	D	Total	Score	
9.	ROBINSON	Isaac	 Robertson Gymnastics	2003	0	0	0	2	4	6	6	8	6	16.8	1.3		18.100	33.900
					3	4	4	4	4	5	5		0	15.1	0.7		15.800	
10.	WILLIS	Raf	 MyDynamics & Fitkids Club Buderim	2012	0	0	0	4	5	5	6	8	4	16.8	1.4		18.200	32.300
					3	4	4	4	5	5			0	13.5	0.6		14.100	
11.	YONG	Jaylen	 Robertson Gymnastics	2010									0				DNS	0
													0				DNS	
11.	COSTA	Kye	 SGAC Sydney Gymnastics Centre	2010									0				DNS	0
													0				DNS	
11.	NARDELLO	Loki	 Robertson Gymnastics	2007									0				DNS	0
													0				DNS	

