












AUS National Clubs 2023 Gold Coast Sports and Leisure Centre, 16-19th September
Individual trampoline – Level 5 TRP Male – Final

				S1	S2	S3	S4	S5	S6	S7	S8	S9	S10	L	E	D	HD	ToF	Total	Score	
1.	ALLEN	Billy	 Sydney Gymnastics Centre	2001	2	3	2	4	4	4	3	2	3	4	0	16.9	4.3	9.90		31.100	89.500
2.	SANGANITHY	Kailesh	 PCYC Redcliffe		4	3	6	4	3	3	5	4	3	6	0	15.9	5.0	9.70		30.600	87.000
3.	DITCHBURN	Keane	 Sydney Gymnastics Centre	2013	2	4	6	4	4	4	4	2	6	4	15.6	5.0	9.20		29.800	86.200	
4.	STRONGMAN	Casey	 PCYC Carindale	2011	2	2	3	6	6	2	4	4	2	6	1	16.2	4.3	9.70		30.200	85.800
5.	BOOTH	Lincoln	 PCYC Carindale	2007	2	3	4	6	4	3	4	4	4	4	2	16.0	4.3	9.60		29.900	85.500
6.	FREEMAN	Bradon	 Christchurch School of Gymnastics		2	2	2	4	4	3	4	2	4	4	2	16.7	3.9	9.60		30.200	85.400
6.	DARBY	Nathan	 Sydney Gymnastics Centre	2011	2	4	5	4	3	6	4	4	4	5	1	15.8	4.4	9.70		29.900	85.300
7.	WALTERS	Saxon	 Redland City Gymsports	2006	6	4	8	6	6	5	4	4	3	6	0	14.8	4.9	9.80		29.500	84.600
8.	PENDERGAST	Kash	 Robertson Gymnastics	2012	6	4	4	6	6	4	5	6	3	4	0	15.2	3.7	9.60		28.500	83.400

















AUS National Clubs 2023 Gold Coast Sports and Leisure Centre, 16-19th September
Individual trampoline – Level 5 TRP Male – Qualification

					S1	S2	S3	S4	S5	S6	S7	S8	S9	S10	L	E	D	HD	ToF	Total	Score
1.	ALLEN	Billy	Sydney Gymnastics Centre	2001	2	3	4	4	2	1	2	3	2	2	0	17.5		9.90		27.400	58.400
					2	2	2	4	4	2	4	4	4	4	0	16.8	4.3	9.90		31.000	
2.	DITCHBURN	Keane	Sydney Gymnastics Centre	2013	2	4	3	4	3	3	2	3	4	1	1	17.0		9.20		26.200	56.400
					2	3	5	2	4	6	4	6	2	5	3	15.8	5.0	9.40		30.200	
2.	SANGANITHY	Kailesh	PCYC Redcliffe		6	2	4	2	2	3	4	4	2	4	0	16.7		9.80		26.500	56.400
					4	4	6	4	4	4	6	4	3	6	0	15.5	5.0	9.40		29.900	
4.	BOOTH	Lincoln	PCYC Carindale	2007	4	4	5	6	4	4	3	4	4	4	2	15.6		9.40		25.000	55.600
					4	4	2	4	4	3	4	4	2	4	1	16.4	4.3	9.90		30.600	
5.	STRONGMAN	Casey	PCYC Carindale	2011	4	4	2	2	2	4	4	6	2	4	2	16.4		9.60		26.000	55.600
					4	4	3	6	6	4	5	4	2	4	2	15.6	4.3	9.70		29.600	
6.	DARBY	Nathan	Sydney Gymnastics Centre	2011	4	2	5	6	3	2	2	3	4	3	2	16.4		10.00		26.400	55.400
					4	4	5	5	2	6	4	4	5	6	3	15.2	4.4	9.40		29.000	
7.	FREEMAN	Bradon	Christchurch School of Gymnastics		2	1	2	3	4	4	4	2	4	4	2	16.8		9.60		26.400	55.200
					4	5	6	6	4	6	7	7	6	7	0	14.2	5.4	9.20		28.800	
7.	WALTERS	Saxon	Redland City Gymsports	2006	4	4	2	4	4	2	6	6	3	4	0	16.1		9.90		26.000	55.100
					6	4	6	5	8	7	4	4	4	6	0	14.6	4.9	9.60		29.100	
8.	PENDERGAST	Kash	Robertson Gymnastics	2012	3	3	2	4	6	4	2	4	6	4	2	16.0		9.70		25.700	54.900
					4	6	4	6	7	2	4	6	3	5	2	15.1	4.3	9.80		29.200	



					S1	S2	S3	S4	S5	S6	S7	S8	S9	S10	L	E	D	HD	ToF	Total	Score
9.	FREEMAN	Xavier	 Gravity ETC		3	4	6	5	2	3	4	4	6	2	0	16.1		9.80		25.900	54.800
					3	4	6	5	5	4	3	3	6	8	4	14.9	4.4	9.60		28.900	
10.	FORMAN	Hunter	 PCYC Redcliffe	2007	4	4	5	3	4	4	6	6	4	4	0	15.6		9.60		25.200	54.500
					4	5	2	6	4	4	5	6	2	4	0	15.8	4.4	9.10		29.300	
11.	ANDREWS	Caleb	 Sydney Gymnastics Centre	2009	2	4	6	6	4	4	4	3	4	5	0	15.8		9.40		25.200	53.600
					5	6	7	4	6	6	6	6	4	8	4	13.8	5.0	9.60		28.400	
12.	KACHAN	Timofei	 Kachan School of Tumbling & Performance	2012	3	4	4	2	2	4	4	4	4	4	4	16.1		9.30		25.400	53.400
					4	4	4	4	2	3	4	4	4	4	0	16.3	3.7-1.2	9.20		28.000	
13.	DAVIS	Til	 Mitchelton Youth Club	2010	6	4	6	6	6	6	6	4	7	7	2	14.0		9.30		23.300	52.100
					4	6	5	3	6	6	4	7	6	6	3	14.4	5.0	9.40		28.800	
14.	JOSEVSKI	Jordan	 Kachan School of Tumbling & Performance	2011	6	6	4	4	4	6	5	6	6	6	0	14.7		9.30		24.000	51.700
					6	5	4	4	5	5	6	3	4	5	0	15.3	3.8-1.0	9.60		27.700	
15.	CARRIGAN	Jack	 Manly Warringah Gymnastic Club		6	5	6	6	4	4	4	4	8	5	2	14.6		9.60		24.200	51.200
					6	4	4	7	8	6	6	6	5	4	4	14.0	4.0-0.6	9.60		27.000	
16.	FLYNN	Emerson	 Cheltenham Youth Club	2011	4	4	4	2	4	6	6	4	5	6	0	15.5		9.70		25.200	51.100
					5	8	8	8	4	6	6	4	6	8	4	13.3	3.9-0.8	9.50		25.900	
17.	SINGLETON	Cooper	 Manly Warringah Gymnastic Club	2001	4	6	6	6	3	3	3	4	6	2	0	15.7		9.90		25.600	50.700
					4	4	6	6	4	6	4	6	7	7	0	14.6	3.3-2.0	9.20		25.100	
18.	STUART	Mal	 PCYC Carindale	1958	4	7	3	2	2	4	4	4	2	4	2	16.2		9.90		26.100	50.600
					6	6	3	2	5	8	4	6	4			13.6	2.6	8.30		24.500	



					S1	S2	S3	S4	S5	S6	S7	S8	S9	S10	L	E	D	HD	ToF	Total	Score
19.	BELMONTE	Ian	 Cheltenham Youth Club	2010	7	5	4	3	4	6	8	5	7	8	3	14.0		9.30		23.300	46.900
					6	6	6	8	5	8	8	6	8	8	4	12.7	3.4-1.8	9.30		23.600	
20.	KROON	Henry	 Canberra Trampoline Gymnastics Club		6	5	6	8	8	4	9	8	6	5	6	12.9		9.60		22.500	46.100
					8	8	8	6	6	4	6	6	7	8	20	11.3	3.7-1.2	9.80		23.600	
21.	REARDON	Tobias	 PCYC Carindale		6	3	7	4	3	4	6	8	7	7	4	14.1		9.60		23.700	45.100
					6	6	6	6	6	6	6	8				11.0	3.3	7.10		21.400	
22.	BRUYN	Abram	 Mitchelton Youth Club	2008	6	4	6	6	3	6						8.9		5.50		14.400	42.000
					3	5	2	5	6	6	6	5	6	4	4	14.8	4.0-0.6	9.40		27.600	
23.	CAMPBELL	Fletcher	 PCYC Carindale	2006	3	10	6	6	8	8						7.9		5.70		13.600	40.900
					4	4	4	4	5	4	8	8	4	6	4	14.5	4.1-0.4	9.10		27.300	

