



AUS National Clubs 2018 Gold Coast  
Double mini-trampoline – Level 5 DMT Male – Final


















					S1	S2	L	E	D	Total	Score
1.	KENNEDY	Jafari	North Coast Gymnastics		6 8	6 5	1 6	28.7 28.1	1.6 1.8	30.300 29.900	120.300
2.	WILLSON	Tyler	Peak Trampoline		6 9	7 8	2 5	28.5 27.8	1.6 2.3	30.100 30.100	120.000
3.	STAMATOPOULOS	Alexander	Castle Hill RSL Youth Club	2004	4 7	4 8	0 6	29.2 27.9	1.3 2.2	-0.9 → 29.600 -0.9 → 29.200	119.800
4.	RUSSELL	Lucas	Peak Trampoline	2003	8 6	7 6	3 2	28.2 28.6	1.3 1.6	29.500 30.200	119.700
5.	HARRIS	Jayden	Sydney Gymnastics Centre	2006	6 9	10 6	6 0	27.8 28.5	1.7 1.3	29.500 29.800	119.200
6.	COLEMAN	Keiran	Castle Hill RSL Youth Club	2006	6 8	6 13	0 1	28.8 27.8	1.2 1.2	30.000 29.000	119.000
7.	OTTEN	Oliver	Kingborough Gymsports	2006	8 9	7 9	0 1	28.5 28.1	1.3 0.5	29.800 28.600	118.500
8.	MULHOLLAND	Rhys	Varsity Lakes Trampoline & Gymnastics Club	2004	7 6	9 5	6 5	27.8 28.4	1.7 1.3	29.500 29.700	118.200
9.	BRAY	Callum	Robertson Gymnastics	2006	10 7	8 6	3 0	27.9 28.7	1.3 1.3	29.200 30.000	118.100
10.	TOWERTON	Lachlan	Robertson Gymnastics	2006	6 7	8 9	5 6	28.1 27.8	1.3 1.7	29.400 29.500	117.700
















Generated by [sporttech.io](http://sporttech.io) official scoring system at **Sep 20, 2018 5:06:13 PM**. Live results at [www.sporttech.io/explore](http://www.sporttech.io/explore).





AUS National Clubs 2018 Gold Coast  
Double mini-trampoline – Level 5 DMT Male – Qualification

					S1	S2	L	E	D	Total	Score
1.	STAMATOPOULOS	Alexander	 Castle Hill RSL Youth Club	2004	6 3	7 8	3 2	28.4 28.7	1.7 2.2	30.100 30.900	61.000
2.	OTTEN	Oliver	 Kingborough Gymsports	2006	9 8	8 8	0 0	28.3 28.4	1.6 1.8	29.900 30.200	60.100
3.	KENNEDY	Jafari	 North Coast Gymnastics		9 7	6 10	5 1	28.0 28.2	1.2 2.7	29.200 30.900	60.100
4.	COLEMAN	Keiran	 Castle Hill RSL Youth Club	2006	5 5	6 6	0 3	28.9 28.6	1.8 1.6	30.700 -0.9 → 29.300	60.000
5.	RUSSELL	Lucas	 Peak Trampoline	2003	9 5	9 10	4 2	27.8 28.3	1.7 2.2	29.500 30.500	60.000
6.	HARRIS	Jayden	 Sydney Gymnastics Centre	2006	8 6	13 6	3 4	27.6 28.4	2.7 1.2	30.300 29.600	59.900
7.	WILLSON	Tyler	 Peak Trampoline		7 12	8 11	3 0	28.2 27.7	2.2 1.7	30.400 29.400	59.800
8.	MULHOLLAND	Rhys	 Varsity Lakes Trampoline & Gymnastics Club	2004	8 8	9 8	2 4	28.1 28.0	1.3 1.6	29.400 29.600	59.000
9.	BRAY	Callum	 Robertson Gymnastics	2006	10 11	10 8	5 0	27.5 28.1	1.7 1.6	29.200 29.700	58.900
10.	TOWERTON	Lachlan	 Robertson Gymnastics	2006	8 9	6 10	0 9	28.6 27.2	1.6 1.7	30.200 -0.3 → 28.600	58.800
11.	LEFFLER	Emerson	 Cheltenham Youth Club	2008	8 4	9 8	3 3	28.0 28.5	2.1 1.6	-0.9 → 29.200 -0.9 → 29.200	58.400
12.	BROOKS	Jameson	 Kingborough Gymsports	2005	11 12	11 8	5 3	27.3 27.7	1.7 1.3	29.000 29.000	58.000
13.	RICHARDS	Liam	 Varsity Lakes Trampoline & Gymnastics Club	2006	10 6	10 8	4 2	27.6 28.4	2.1 1.6	-0.9 → 28.800 -0.9 → 29.100	57.900
14.	LAVES	Erik	 Great Southern GymSports	1999	12 9	10 12	1 6	27.7 27.3	1.3 2.4	-0.9 → 28.100 29.700	57.800
15.	REEDY	Mitchell	 Woden Valley Gymnastic Club	2001	9 8	9 8	7 4	27.5 28.0	1.7 1.4	-0.9 → 28.300 29.400	57.700
16.	GREGORY	Samuel	 Peak Trampoline	2002	7 9	13 12	4 7	27.6 27.2	2.4 1.5	-0.3 → 29.700 -0.9 → 27.800	57.500
17.	EDWARDS - WICKS	Kaidan	 Carindale PCYC	2005	9 10	9 12	4 9	27.8 26.9	1.6 1.7	-0.3 → 29.100 -0.3 → 28.300	57.400

						S1	S2	L	E	D	Total	Score
18.	WILLIAMS	Bailey	 Kingborough Gymsports	2001	9	7	1	28.3	1.3		-0.9 →	57.300
					9	9	4	27.8	1.7		28.700	
											-0.9 →	28.600
19.	WILTSHIRE	Kade	 Hobart Gymnastics Academy	2006	12	12	9	26.7	1.7		-0.9 →	57.000
					9	9	3	27.9	1.6		27.500	
											29.500	
20.	MARLIN	Zephyr	 Redland City Gymsports	2006	11	12	8	26.9	1.6		-0.3 →	56.900
					11	9	1	27.9	1.7		28.200	
											-0.9 →	28.700
21.	PEDLEY	Bennett	 Redcliffe PCYC	2005	6	13	30	25.1	2.7		27.800	56.700
					11	9	3	27.7	1.2		28.900	
22.	MAN	Alexandru	 Cheltenham Youth Club	2007	9	14	9	26.8	1.8		-0.9 →	56.500
					14	12	2	27.2	1.6		27.700	
											28.800	
23.	PEAKE	James	 Woden Valley Gymnastic Club	2007	9	12	6	27.3	1.2		28.500	55.600
					13	12	5	27.0	1.3		27.100	
											-1.2	
24.	STAFFORD	Riley	 Great Southern GymSports	2006	12	13	6	26.9	1.3		-0.9 →	55.500
					13	14	8	26.5	1.7		27.300	
											28.200	
25.	LARGE	James	 PCYC Launceston Gym Club	2004	9	9	3	27.9	1.7		29.600	54.700
					10	12	30	24.8	1.2		-0.9 →	
											25.100	
26.	HOSKING	Samuel	 Redcliffe PCYC	2006	6			20.4	0.7		21.100	50.800
					7	9	1	28.3	1.7		-0.3 →	
											29.700	
27.	MCWILLIAM	Spencer	 Palmer's Gym		11	11	4	27.4	1.5		28.900	49.200
					12			19.8	0.5		20.300	
28.	BROWN	Harvey	 Great Southern GymSports	2007	11	12	6	27.1	1.7		28.800	48.900
					9			20.1			20.100	
29.	RIMMER	Mason	 Omega Trampoline Sports Club	2004	8	9	3	28.0	1.7		-9.3 →	41.200
					9			20.1	0.7		20.400	
											20.800	
30.	NARDELLO	Loki	 Robertson Gymnastics	2007	8	7	0	28.5	1.6		-0.9 →	29.200
											29.200	
											0	
31.	WHEATLEY	Lucca	 Robertson Gymnastics	2005							0	29.000
					10	12	5	27.3	2.0		-0.3 →	
											29.000	
32.	DUNCAN	Lawson	 Redland City Gymsports	2008	8			20.2	0.5		20.700	20.700
											0	

Generated by [sporttech.io](http://sporttech.io) official scoring system at **Sep 20, 2018 4:14:03 PM**. Live results at [www.sporttech.io/explore](http://www.sporttech.io/explore).

