





AUS National Clubs 2023 Gold Coast Sports and Leisure Centre, 16-19th September
 Tumbling – Level 4 TUM Female – Final

				S1	S2	S3	S4	S5	S6	S7	S8	L	E	D	Total	Score
1.	SHERROTT	Macie	Kachan School of Tumbling & Performance	2	2	2	2	2	3	4	6	3	17.4	1.2	+2.0→20.600	60.000
2.	BLOCK	Kaila	Kachan School of Tumbling & Performance	2	3	3	3	3	4	4	6	2	17.0	1.2	+2.0→20.200	59.500
3.	HOWELL	Georgie	Central West Gymsports	2	3	2	3	4	4	4	6	2	17.0	1.2	+2.0→20.200	59.300
4.	COSTA	Isobel	Robertson Gymnastics	2	2	3	4	4	4	4	6	3	16.8	1.2	+2.0→20.000	59.100
5.	PEARSON	Abbie	PCYC Redcliffe	2013	2	3	4	4	4	4	6	2	16.7	1.2	+2.0→19.900	58.600
6.	CUNNINGHAM	Trinity	Robertson Gymnastics	2004	2	2	2	4	4	4	5	7	16.4	1.2	+2.0→19.600	58.500
7.	LAM	Teegan	Sydney Gymnastics Centre	2007	0	0	0	2	2	2	4	4	18.4	1.0	-0.4→19.000	57.300
8.	HEROLD	Aria	Gold Coast Gymnastics Club	2	2	4	4	4	4	4	6	6	16.4	1.2	-0.4+2.0→19.200	56.700
9.	BARTER	Lauren	Sydney Gymnastics Centre	2008	0	0	0	3	4	4	6	2	17.5	1.2	18.700	56.700
10.	BARNES	Taylor	PCYC Caboolture	0	0	0	2	2	4	4	6	1	18.1	1.0	19.100	56.500



				S1	S2	S3	S4	S5	S6	S7	S8	L	E	D	Total	Score
11.	COBURN	Leni	 Palmer's Gym	0	0	0	4	4	4	4	6	2	17.6	0.9	18.500	55.800
12.	BUTTERWORTH PASCOE	Xoey	 Sydney Gymnastics Centre	2001	0	0	2	2	4	4		0	16.8	0.4	17.200	55.700



















AUS National Clubs 2023 Gold Coast Sports and Leisure Centre, 16-19th September
 Tumbling – Level 4 TUM Female – Qualification

				S1	S2	S3	S4	S5	S6	S7	S8	L	E	D	Total	Score	
1.	SHERROTT	Macie	Kachan School of Tumbling & Performance	0	0	0	2	2	2	4	4	3	18.3	1.0	19.300	39.400	
				2	2	2	3	4	4	4	6	4	16.9	1.2	+2.0→20.100		
2.	BLOCK	Kaila	Kachan School of Tumbling & Performance	0	0	0	2	2	2	2	4	2	18.6	1.0	19.600	39.300	
				2	2	2	2	4	4	4	7	4	16.9	1.2	-0.4+2.0→19.700		
3.	HOWELL	Georgie	Central West Gymsports	0	0	0	2	3	4	6	6	3	17.6	1.2	-0.2→18.600	39.100	
				2	2	2	2	2	4	4	6	2	17.4	1.1	+2.0→20.500		
4.	COSTA	Isobel	Robertson Gymnastics	0	0	0	2	2	3	4	6	3	18.0	1.0	19.000	39.100	
				2	2	3	4	4	4	4	6	2	16.9	1.2	+2.0→20.100		
5.	CUNNINGHAM	Trinity	Robertson Gymnastics	2004	0	0	0	2	4	3	4	6	2	17.9	1.0	18.900	38.900
					2	3	4	4	4	4	6	2	16.7	1.3	+2.0→20.000		
6.	PEARSON	Abbie	PCYC Redcliffe	2013	0	0	0	3	3	4	4	7	3	17.6	1.1	18.700	38.700
					4	2	2	4	4	4	4	6	2	16.8	1.2	+2.0→20.000	
7.	BUTTERWORTH PASCOE	Xoey	Sydney Gymnastics Centre	2001	0	0	0	2	2	2	2	4	0	18.8	1.0	19.800	38.500
					0	0	0	2	2	3	4	7	5	17.7	1.0	18.700	
8.	LAM	Teegan	Sydney Gymnastics Centre	2007	0	0	0	2	2	2	4	6	2	18.2	0.9	19.100	38.300
					0	0	0	2	3	3	4	4	2	18.2	1.0	19.200	








					S1	S2	S3	S4	S5	S6	S7	S8	L	E	D	Total	Score
9.	BARTER	Lauren	 Sydney Gymnastics Centre	2008	0	0	0	3	3	4	4	5	0	18.1	1.5	19.600	38.000
					0	0	0	3	4	4	5	6	2	17.6	0.8	18.400	
10.	HEROLD	Aria	 Gold Coast Gymnastics Club		0	0	0	3	2	2	4	6	2	18.1	1.0	-0.4→18.700	37.500
					4	4	4	4	4	4	4	6	6	16.0	1.2	-0.4+2.0→18.800	
11.	BARNES	Taylor	 PCYC Caboolture		0	0	0	2	3	4	5	6	4	17.6	0.9	18.500	37.400
					0	0	0	2	4	4	4	4	3	17.9	1.0	18.900	
12.	COBURN	Leni	 Palmer's Gym		0	0	0	3	4	4	5	6	2	17.6	1.0	18.600	37.300
					0	0	0	2	4	4	4	6	2	17.8	0.9	18.700	
13.	CHYE	Ruby	 Robertson Gymnastics		0	0	0	5	4	4	4	6	2	17.5	1.4	-0.4→18.500	37.200
					2	4	4	4	4	6	6	6	6	15.8	0.9	+2.0→18.700	
14.	CARRIGAN	Ava	Manly Warringah Gymnastic Club		0	0	0	3	4	4	6	6	4	17.3	1.0	-0.4→17.900	37.200
					2	4	4	4	4	6	6	6	3	16.1	1.2	+2.0→19.300	
15.	BUTTIGIEG	Miranda	Varsity Lakes Trampoline & Gymnastics Club	2013	0	0	0	2	2	3	4	6	1	18.2	0.9	-0.4→18.700	37.200
					0	0	0	2	3	4	4	6	2	17.9	1.0	-0.4→18.500	
16.	BRYZAK	Adelline	 Robertson Gymnastics		0	0	0	3	4	4	4	6	3	17.6	1.0	-0.4→18.200	37.000
					4	4	4	4	4	5	6	8	1	16.0	1.2	-0.4+2.0→18.800	
17.	CHAN	Grace	Varsity Lakes Trampoline & Gymnastics Club	2012	0	0	0	3	4	4	6	7	2	17.4	0.9	18.300	36.300
					0	0	0	2	4	4	6	8	4	17.2	1.0	-0.2→18.000	
18.	GREALISH	Katie	Kingborough Gymsports		0	0	0	2	4	4	6	6	3	17.5	0.9	18.400	36.200
					0	0	0	2	4	4	6	7	5	17.2	1.0	-0.4→17.800	



					S1	S2	S3	S4	S5	S6	S7	S8	L	E	D	Total	Score
19.	WESTON	Melida	Redland City Gymsports		0	0	0	2	4	4	5	7	4	17.4	0.9	18.300	36.200
					0	0	0	3	4	6	8	8	2	16.9	1.0	17.900	
20.	MCGILLIVRAY	Violet	 Palmer's Gym		0	0	0	4	3	3	4	8	3	17.5	0.9	18.400	36.100
					0	0	0	4	4	4	4	7	6	17.1	1.0	-0.4→17.700	
21.	HOPPING	Kora	 Sydney Gymnastics Centre	2011	0	0	0	3	4	4	5	7	6	17.1	0.9	-0.4→17.600	36.000
					0	0	0	4	4	4	6	8	6	16.8	1.8 -0.2	18.400	
22.	HALLIWELL	Jada	 PCYC Caboolture		0	0	0	2	2	4	4	4	2	18.2	1.3	19.500	36.000
					2	2	2	4	3	4	5		0	15.8	0.7	16.500	
23.	MONTGOMERY	Skye	 Sydney Gymnastics Centre	2007	0	0	0	3	4	5	5	6	4	17.3	0.9	-0.4→17.800	35.900
					0	0	0	2	4	4	5	6	4	17.5	1.0	-0.4→18.100	
24.	BARTER	Sophie	 Sydney Gymnastics Centre	2012	0	0	0	4	4	4	4	6	3	17.5	0.9	-0.4→18.000	35.900
					0	0	0	4	4	5	6	7	2	17.2	0.9 -0.2	17.900	
25.	GUTHRIE	Gypsy	 PCYC Redcliffe		0	0	0	2	4	4	4	6	20	16.0	0.5	16.500	35.600
					2	4	4	4	5	5	6	6	4	16.0	1.3 -0.2	+2.0→19.100	
26.	BURKE	Madelyn	Kingborough Gymsports	2014	0	0	0	4	6	6	6	8	0	17.0	1.0	-0.4→17.600	35.300
					0	0	0	4	4	6	6	7	1	17.2	0.9	-0.4→17.700	
27.	SHRESTHA	Eva	Skybound Gymnastics		0	0	0	2	3	4	5	6	20	16.0	0.5	-2.0→14.500	33.800
					2	2	2	2	4	4	5	6	4	16.9	1.2 -0.4	-0.4+2.0→19.300	
28.	DAVIS	Annabelle	 Central West Gymsports		0	0	0	3	4	6	6	8	2	17.1	0.9	-0.4→17.600	33.800
					0	0	0	4	4	6	8		0	15.8	0.4	16.200	
29.	JACK	Bethany	 Robertson Gymnastics		0	0	0	4	4	5	5	6	4	17.2	1.0	-0.2→18.000	33.700
					2	3	4	4	5	6	6		0	15.0	0.7	15.700	



				S1	S2	S3	S4	S5	S6	S7	S8	L	E	D	Total	Score
30.	MILNER	Evie	 Palmer's Gym	0	0	0	4	6	6	6		0	15.8	0.4	16.200	33.600
				0	0	0	4	6	6	6	7	2	16.9	0.9	-0.4→17.400	
31.	WYZENBEEK	Zarah	Manly Warringah Gymnastic Club	0	0	0	4	4	6	6		0	16.0	0.4	16.400	31.900
				0	0	0	4	4	6	6	8	2	17.0	0.5	-2.0→15.500	
32.	ZERAFA	Gabriella	 Sydney Gymnastics Centre	2011								0			DNS	0
												0			DNS	
32.	JOSEVSKI	Hannan	 Kachan School of Tumbling & Performance									0			DNS	0
												0			DNS	
32.	MCDONALD	Alyssa	 Kachan School of Tumbling & Performance									0			DNS	0
												0			DNS	
32.	FLOYD-PETERS	Emilia	Gravity ETC									0			DNS	0
												0			DNS	
32.	SZANN	Annabella	 Kachan School of Tumbling & Performance									0			DNS	0
												0			DNS	

