



AUS National Clubs 2019 Gold Coast, 12-14 Sep 2019  
Double mini-trampoline – Level 4 DMT Female – Final

						S1	S2	L	E	D	Total	Score
1.	MARLI	Klein	Robertson Gymnastics	2009	7	6	3	28.4	1.3		29.700	120.300
					8	5	0	28.7	1.3		30.000	
2.	GISELLE	Faaso	Robertson Gymnastics	2010	13	11	0	27.6	1.3		28.900	118.700
					11	8	0	28.1	1.3		29.400	
3.	ANGELA	Campbell	Sydney Gymnastics Centre	2007	3	5	0	29.2	0.7		29.900	118.200
					0	6	0	29.4	0.7		30.100	
4.	MYSTIQUE	Irwin	Sydney Gymnastics Centre	2009	6	4	0	29.0	0.7		29.700	118.200
					3	6	0	29.1	0.5		29.600	
5.	ALEXSA	Kachan	Kachan School of Tumbling & Performance	2010	8	5	1	28.6	1.2		29.800	117.600
					6	9	3	28.2	1.3		-0.3 → 29.200	
6.	NYKILA	Harle	Redcliffe PCYC	2007	4	7	2	28.7	0.7		29.400	117.500
					4	7	3	28.6	0.7		29.300	
7.	LACEY	Hema	Varsity Lakes Trampoline & Gymnastics Club	2008	7	9	9	27.5	0.7		28.200	117.400
					6	9	3	28.2	0.9		29.100	
8.	ALINA	Lizarazu-favier	Robertson Gymnastics	2008	11	11	1	27.7	1.2		28.900	117.100
					9	9	0	28.2	1.3		29.500	
9.	GEORGIA	Mather	Woden Valley Gymnastic Club	2009	5	8	0	28.7	0.7		29.400	117.000
					7	6	3	28.4	0.7		29.100	
10.	NEPAL	Krongkaew	Varsity Lakes Trampoline & Gymnastics Club	2007	3	7	1	28.9	0.7		29.600	116.600
					8	9	1	28.2	0.7		-0.9 → 28.000	
11.	NATALIE	Hull	Robertson Gymnastics	2004	4	7	3	28.6	0.7		29.300	116.200
					6	8	3	28.3	1.3		-0.9 → 28.700	
12.	TAYLOR	Myles	Carindale PCYC	2006	12	9	0	27.9	1.3		29.200	116.100
					11	10	4	27.5	1.2		28.700	
13.	AMELIA	Boyle	Palmer's Gym	2003	12	12	3	27.3	1.2		28.500	115.800
					4	9	3	28.4	0.7		29.100	
14.	CASANDRA	Knights	Peak Trampoline	2006	9	10	2	27.9	0.7		28.600	115.100
					7	9	3	28.1	0.7		-0.9 → 27.900	
15.	ASHLEE	Mcgonigal	Central Coast Trampoline Sports	2006	6	9	3	28.2	0.5		28.700	114.800
					8	8	3	28.1	0.7		-0.9 → 27.900	
16.	FUKA	Sasaki	Peak Trampoline	2004	12	15	6	26.7			-1.2 → 25.500	113.900
					5	9	5	28.1	0.6		28.700	





















Generated by [sporttech.io](http://sporttech.io) official scoring system at Aug 27, 2019 2:13:04 PM. Live results at [www.sporttech.io/explore](http://www.sporttech.io/explore).














































AUS National Clubs 2019 Gold Coast, 12-14 Sep 2019  
Double mini-trampoline – Level 4 DMT Female – Qualification

						S1	S2	L	E	D	Total	Score
1.	MARLI	Klein	Robertson Gymnastics	2009	0	7	0	29.3	1.2		30.500	60.600
					5	7	3	28.5	1.6		30.100	
2.	GISELLE	Faaso	Robertson Gymnastics	2010	0	6	0	29.4	1.2		30.600	60.400
					9	9	0	28.2	1.6		29.800	
3.	LACEY	Hema	Varsity Lakes Trampoline & Gymnastics Club	2008	6	4	1	28.9	1.2		30.100	60.100
					1	3	3	29.3	0.7		30.000	
4.	FUKA	Sasaki	Peak Trampoline	2004	1	6	0	29.3	0.7		30.000	59.700
					8	7	0	28.5	1.2		29.700	
5.	NEPAL	Krongkaew	Varsity Lakes Trampoline & Gymnastics Club	2007	12	11	0	27.7	1.2		28.900	59.000
					3	3	0	29.4	0.7		30.100	
6.	MYSTIQUE	Irwin	Sydney Gymnastics Centre	2009	2	4	0	29.4	0.7		30.100	58.900
					1	3	0	29.6	0.7		28.800	
										-1.5		
7.	NYKILA	Harle	Redcliffe PCYC	2007	3	6	3	28.8	0.7		29.500	58.800
					6	9	4	28.1	1.2		29.300	
8.	ALINA	Lizarazu-favier	Robertson Gymnastics	2008	3	9	3	28.5	1.2		29.700	58.700
					9	11	3	27.7	1.3		29.000	
9.	ALEXSA	Kachan	Kachan School of Tumbling & Performance	2010	6	4	0	29.0	1.3		30.300	58.600
					11	6	3	28.0	1.2		-0.9 →	
											28.300	
10.	CASANDRA	Knights	Peak Trampoline	2006	6	8	0	28.6	0.7		29.300	58.600
					10	9	1	28.0	1.3		29.300	
11.	GEORGIA	Mather	Woden Valley Gymnastic Club	2009	14	12	0	27.4	1.2		28.600	58.500
					3	5	0	29.2	0.7		29.900	
12.	ASHLEE	Mcgonigal	Central Coast Trampoline Sports	2006	5	6	0	28.9	0.7		29.600	58.200
					11	6	0	28.3	1.2		-0.9 →	
											28.600	
13.	TAYLOR	Myles	Carindale PCYC	2006	8	6	0	28.6	1.3		-0.9 →	58.200
					9	11	0	28.0	1.2		29.000	
											29.200	
14.	NATALIE	Hull	Robertson Gymnastics	2004	9	9	1	28.1	1.2		29.300	58.200
					8	9	3	28.0	0.9		28.900	
15.	AMELIA	Boyle	Palmer's Gym	2003	9	10	0	28.1	1.3		29.400	58.200
					9	10	3	27.8	1.0		28.800	
16.	ANGELA	Campbell	Sydney Gymnastics Centre	2007	0	9	15	27.6	1.2		28.800	58.200
					7	8	3	28.2	1.2		29.400	
17.	JORJA	Bensley	Redcliffe PCYC	2004	9	12	3	27.6	1.2		28.800	58.200
					9	7	3	28.1	1.3		29.400	
18.	AMBER	Cole	Palmer's Gym	2006	12	12	0	27.6	1.2		28.800	58.100
					5	9	0	28.6	0.7		29.300	
19.	TRINITY	Fuller	Peak Trampoline	2007	5	10	3	28.2	0.9		29.100	58.100
					10	9	3	27.8	1.2		29.000	
20.	EMMA	Parker	North Coast Gymnastics	2006	7	10	3	28.0	1.1		29.100	58.100
					12	7	3	27.8	1.2		29.000	
21.	JORDAN	Grbac	Kachan School of Tumbling & Performance		9	10	3	27.8	1.3		29.100	58.100
					12	9	1	27.8	1.2		29.000	
22.	TAHLIE	Henderson	Robertson Gymnastics	2005	9	12	3	27.6	1.3		28.900	58.100
					10	9	2	27.9	1.3		29.200	

					S1	S2	L	E	D	Total	Score
23.	HANNAH	Anders	PCYC Caboolture	2002	6 12	10 8	3 0	28.1 28.0	0.7 1.2	28.800 29.200	58.000
24.	DAISY	Oates	 Peak Trampoline	2008	3 11	8 11	4 3	28.5 27.5	0.7 1.2	29.200 28.700	57.900
25.	JESSANNA	Dowse	 Redcliffe PCYC	2006	6 12	10 9	3 1	28.1 27.8	0.8 1.2	28.900 29.000	57.900
26.	JADE	Press	 Peak Trampoline	2005	11 5	12 9	5 0	27.2 28.6	1.2 0.9	28.400 29.500	57.900
27.	TAMARA	McIlroy	 Rockhampton PCYC	2006	8 5	10 9	4 7	27.8 27.9	1.3 1.2	29.100 -0.3 → 28.800	57.900
28.	JESSICA	Mckeon	 Kachan School of Tumbling & Performance	2008	9 11	11 9	3 3	27.7 27.7	1.3 1.2	29.000 28.900	57.900
28.	XYLIA	Davidson	 Kachan School of Tumbling & Performance	2008	10 11	9 9	4 3	27.7 27.7	1.2 1.3	28.900 29.000	57.900
28.	MADDIE	Hamilton	 Kachan School of Tumbling & Performance	2009	9 9	8 11	3 6	28.0 27.4	1.3 1.2	29.300 28.600	57.900
31.	ELOISE	Hulst	 Peak Trampoline	2004	4 9	4 7	3 5	28.9 27.9	0.7 1.2	-0.9 → 28.700 29.100	57.800
32.	SIENNA	Grubb	 Peak Trampoline	2005	11 9	6 10	2 0	28.1 28.1	1.3 1.2	29.400 -0.9 → 28.400	57.800
33.	MADISON	Guinea	 Varsity Lakes Trampoline & Gymnastics Club	2005	12 5	12 8	4 0	27.2 28.7	1.2 0.7	28.400 29.400	57.800
34.	AMELIE	Angus	 Redcliffe PCYC	2007	5 12	10 10	6 0	27.9 27.8	0.9 1.2	28.800 29.000	57.800
35.	LUCY	Harrison	 Palmer's Gym	2003	11 6	8 8	6 3	27.5 28.3	1.2 0.7	28.700 29.000	57.700
35.	EMILY	Kent	 Palmer's Gym	2003	4 13	11 8	3 3	28.2 27.6	0.7 1.2	28.900 28.800	57.700
37.	MAIA	Scott	 Star-Mites Gym Sports	2011	9 3	9 8	6 8	27.6 28.1	1.1 0.9	28.700 29.000	57.700
38.	KELLY	Makanye	 Rockhampton PCYC	2008	12 10	10 11	2 3	27.6 27.6	1.2 1.3	28.800 28.900	57.700
39.	SYDNEY	Bedrick	 Carindale PCYC	2003	6 6	9 8	5 2	28.0 28.4	1.2 1.2	-0.3 → 28.900 -0.9 → 28.700	57.600
40.	BIANCA	Skelson	 Redcliffe PCYC	2004	8 7	8 10	6 4	27.8 27.9	1.2 1.6	-0.9 → 28.100 29.500	57.600
41.	CLARE	Houlihan	 Kachan School of Tumbling & Performance	2006	11 10	10 8	4 3	27.5 27.9	1.2 1.3	28.700 -0.3 → 28.900	57.600
42.	LILLY	Stonehouse	 Hobart Gymnastics Academy	2005	12 13	9 9	3 3	27.6 27.5	1.2 1.3	28.800 28.800	57.600
43.	TAYLEE	Smith	 Central Coast Trampoline Sports	2006	5 10	9 8	3 0	28.3 28.2	0.7 1.2	-0.9 → 28.100 29.400	57.500

					S1	S2	L	E	D	Total	Score
44.	ISABELLA	Francis	Gravity ETC	2005	6 12	8 9	0 3	28.6 27.6	0.7 1.2	-0.3 → 29.000 -0.3 → 28.500	57.500
45.	AMELIA	Townsend	 Redcliffe PCYC	2009	6 7	10 10	4 5	28.0 27.8	1.1 0.9	29.100 -0.3 → 28.400	57.500
46.	EMMA	Isaacson	Gravity ETC	2009	7 12	9 9	3 4	28.1 27.5	0.7 1.2	28.800 28.700	57.500
47.	JAIME	Antel	 Mitchelton Youth Club	2008	5 12	11 9	6 3	27.8 27.6	0.9 1.2	28.700 28.800	57.500
48.	ABIGAIL	Dolman	 Woden Valley Gymnastic Club	2009	7 13	9 12	0 4	28.4 27.1	0.7 1.2	29.100 28.300	57.400
49.	EVIE	Kirchner	 Peak Trampoline	2006	7 11	12 10	2 5	27.9 27.4	0.8 1.2	28.700 28.600	57.300
50.	DEANNA	Drake	 J.A Gymsports	2009	9 10	11 11	9 0	27.1 27.9	1.1 1.2	28.200 29.100	57.300
51.	EMILY	Lynch	 Star-Mites Gym Sports	2010	6 12	12 9	6 3	27.6 27.6	1.1 0.9	28.700 28.500	57.200
52.	ANNA	Korecki	 Palmer's Gym	2007	10 6	12 8	3 5	27.5 28.1	1.2 0.6 -0.3	28.700 28.400	57.100
53.	ELLA	Robertson	 Central Coast Trampoline Sports	2003	4 9	10 11	0 15	28.6 26.5	0.7 1.2	29.300 27.700	57.000
54.	JENNIFER	Carroll	Gravity ETC	2002	1 8	9 14	2 0	28.8 27.8	0.7 0.8 -1.2	29.500 27.400	56.900
55.	KATIE	Sertori	 J.A Gymsports	2006	10 8	11 9	0 0	27.9 28.3	1.0 0.6 -0.9	28.900 28.000	56.900
56.	ABBEY	Bird	 High Flyers Trampoline & Gymnastics Academy	2007	14 9	12 9	3 3	27.1 27.9	1.2 0.7	28.300 28.600	56.900
57.	JORDAN	Lestrange	 Rockhampton PCYC	2002	11 11	11 12	6 4	27.2 27.3	1.2 1.1	28.400 28.400	56.800
58.	JAMISON	McFadden	 Palmer's Gym	2005	13 11	8 10	4 3	27.5 27.6	1.3 1.2	28.800 -0.9 → 27.900	56.700
59.	NATALIE	Seeto	 Carindale PCYC	2009	3 12	9 13	4 3	28.4 27.2	0.7 1.2	29.100 -0.9 → 27.500	56.600
60.	ERIN	Cadogan-Cowper	 Woden Valley Gymnastic Club	2004	15 11	12 10	3 6	27.0 27.3	1.2 1.3	28.200 -0.3 → 28.300	56.500
61.	AMBERLY	Osborne	 Peak Trampoline	2009	4 6	9 9	4 3	28.3 28.2	0.7 0.7 -1.5	29.000 27.400	56.400
62.	SAMANTHA	Griffin	 Redcliffe PCYC	2002	6 12	9 9	3 6	28.2 27.3	0.9 1.2	29.100 -1.2 → 27.300	56.400
63.	SOPHIE	Donavan	 Woden Valley Gymnastic Club	2008	9 9	9 9	0 0	28.2 28.2	0.7 0.7 -1.5	28.900 27.400	56.300

					S1	S2	L	E	D	Total	Score
64.	CHARLIE	Morgan	 Kachan School of Tumbling & Performance	2011	5 9	7 10	3 3	28.5 27.8	0.8 0.7 -1.2	-0.3 → 29.000 27.300	56.300
65.	ELLIE	Mason	 Hobart Gymnastics Academy	2005	12 9	12 12	3 15	27.3 26.4	1.4 1.2	28.700 27.600	56.300
66.	AMELIA	Lenny	 Peak Trampoline	2008	9 7	9 6	3 15	27.9 27.2	1.2 0.8	-0.9 → 28.200 28.000	56.200
67.	GABRIELLA	Johnston	Ipswich PCYC	2008	6 9	9 12	3 3	28.2 27.6	0.6 1.1 -0.6	-0.9 → 27.900 28.100	56.000
68.	ELLA	Molyan	 J.A Gymsports	2008	6 2	8 5	5 3	28.1 29.0	0.6 0.5 -2.4	28.700 27.100	55.800
69.	HOPHIE	Noblett	 J.A Gymsports	2003	8 7	7 8	7 0	27.8 28.5	0.7 0.6 -1.8	28.500 27.300	55.800
70.	CHLOE	Upton	 Woden Valley Gymnastic Club	2010	9 6	9 11	3 4	27.9 27.9	0.7 0.7 -1.5	28.600 27.100	55.700
71.	OLIVIA	Garcia	 Robertson Gymnastics	2006	9 8	12 9	30 3	24.9 28.0	1.7 1.1	26.600 29.100	55.700
72.	SAVANAH	Lamb	 Carindale PCYC	2010	13 5	15 8	7 15	26.5 27.2	1.2 0.7	27.700 27.900	55.600
73.	CLAIRE	Boulton	 Peak Trampoline	2004	9 12	9 12	6 4	27.6 27.2	0.7 1.2	-0.3 → 28.000 -0.9 → 27.500	55.500
74.	TIARNA	Hammond	 Sydney Gymnastics Centre	2007	14 7	15 12	3 4	26.8 27.7	1.2 0.8	-0.9 → 27.100 -0.3 → 28.200	55.300
75.	ZALI	Major	 Star-Mites Gym Sports	2010	7 7	11 13	0 30	28.2 25.0	1.1 0.9	29.300 25.900	55.200
76.	JASMIN	Blackie	 Carindale PCYC	2009	13 12	12 7	7 15	26.8 26.6	1.3 1.3	-0.9 → 27.200 27.900	55.100
77.	MAHALIA	Clarke	 PCYC Launceston Gym Club	2007	12 9	14 14	6 5	26.8 27.2	1.2 1.1	-0.9 → 27.100 -0.9 → 27.400	54.500
78.	BELLA	Stanczyk	 J.A Gymsports	2008	11 14	13 12	30 4	24.6 27.0	0.5 0.6 -2.4	25.100 25.200	50.300
79.	KAITLYN	Guinea	 Varsity Lakes Trampoline & Gymnastics Club	2007	12 4	7 7	0 0	19.8 28.9	0.5 0.7	20.300 29.600	49.900
80.	NADAIJE	Brunet	 Redcliffe PCYC	2000	10 7	14 14	8 8	20.0 27.1	0.5 0.9	20.500 -0.3 → 27.700	48.200
81.	ALEEA	Gill	Ipswich PCYC	2010	12	11	4	27.3	1.2	28.500 0	28.500

						S1	S2	L	E	D	Total	Score
82.	PIPER	Chalmers	 Redcliffe PCYC	2010		7	10	6	27.7	0.9	0 -0.3 → 28.300	28.300
83.	CHARLOTTE	Blanks	 Palmer's Gym	2004			13	5	27.4	0.7	0 28.100	28.100
84.	ELIZA	Peake	 Woden Valley Gymnastic Club	2009		6	12	8	27.4	1.2	0 -0.9 → 27.700	27.700
85.	ROXI	Boland	 J.A Gymsports	2005				6	27.7	0.6	0 -0.9 → 27.400	27.400
86.	BROOKE	Holden	 Carindale PCYC	2008		10	12	4	27.4	0.7	-0.9 → 27.200 0	27.200
87.	ALYSSA	Coombs	 Star-Mites Gym Sports	2010		7	15	30	24.8	0.9	25.700 0	25.700
88.	BROOKLYN	Robertson	Sunshine Coast Gymnastics Academy	2007							DNS DNS	0
88.	KYLIE	Halliday	 Mitchelton Youth Club	1974							DNS DNS	0
88.	RILEY	Grima	 Altitude Gym Sports	2008							DNS DNS	0

Generated by [sporttech.io](http://sporttech.io) official scoring system at **Sep 12, 2019 11:29:14 AM**. Live results at [www.sporttech.io/explore](http://www.sporttech.io/explore).

