









AUS National Clubs 2019 Gold Coast, 12-14 Sep 2019

Tumbling – Level 4 TUM Male – Final

					S1	S2	S3	S4	S5	S6	S7	S8	L	E	D	Total	Score	
1.	TIMOFEI	Kachan	 Kachan School of Tumbling & Performance	2012	3	3	2	2	2	3	1	8	0	27.6	1.2	-0.6 +2.0 →	89.300	
30.200																		
2.	BAILEY	Douglass	 Kachan School of Tumbling & Performance	2010	3	6	4	4	5	4	5	10	3	25.6	1.2	-0.6 +2.0 →	84.900	
28.200																		
3.	BAILEY	Houlihan	 J.A Gymsports	2006	5	5	6	7	6	6	6	9	3	24.7	1.2	-0.6 +2.0 →	81.400	
27.300																		
4.	KAIDAN	Edwards-Wicks	 Carindale PCYC	2005	0	0	0	6	7	6	9	9	3	26.0	1.0		27.000	80.300
5.	AUSTIN	Warden-Hutton	 Robertson Gymnastics	2009	0	0	0	5	6	7	8	9	3	26.2	0.9	-0.6 →	79.600	
26.500																		
6.	CARTER	Parcell	 Redcliffe PCYC	2009	6	5	5	4	5	5	6		0	23.4	0.7		24.100	79.600

Generated by sporttech.io official scoring system at **Sep 14, 2019 2:14:36 PM**. Live results at www.sporttech.io/explore.





AUS National Clubs 2019 Gold Coast, 12-14 Sep 2019

Tumbling – Level 4 TUM Male – Qualification

						S1	S2	S3	S4	S5	S6	S7	S8	L	E	D	Total	Score					
1.	TIMOFEI	Kachan	Kachan School of Tumbling & Performance	2012	0	0	0	3	3	3	2	4	0	28.5	1.0		-0.6	59.100					
					3	2	1	3	1	2	3	9	0	27.6	1.2		→						
																	28.900						
																	-0.6						
																	+2.0						
																	→						
																	30.200						
2.	BAILEY	Douglass	Kachan School of Tumbling & Performance	2010	0	0	0	4	5	4	4	8	3	27.2	1.0		-0.6	56.700					
					5	4	4	4	4	4	3	10	3	25.9	1.2		→						
																	27.600						
																	+2.0						
																	→						
																	29.100						
3.	CARTER	Parcell	Redcliffe PCYC	2009	0	0	0	8	6	6	6	8	3	26.3	1.5		27.800	55.500					
					4	6	6	6	5	5	5	7	7	24.9	0.8		+2.0						
																	27.700						
4.	BAILEY	Houlihan	J.A. Gymnastics	2006	0	0	0	5	6	6	6	10	3	26.4	1.0		-0.6	54.100					
					6	5	5	4	4	6	5	9	9	24.7	1.2		→						
																	26.800						
																	-0.6						
																	+2.0						
																	→						
																	27.300						
5.	KAIDAN	Edwards-Wicks	Carindale PCYC	2005	0	0	0	6	7	7	7	11	4	25.8	0.9		26.700	53.300					
					0	0	0	6	7	7	7	8	3	26.2	1.0		-0.6						
																	26.600						
6.	AUSTIN	Warden-Hutton	Robertson Gymnastics	2009	0	0	0	6	6	6	8	9	5	26.0	1.0		-0.6	53.100					
					0	0	0	5	6	6	6	9	4	26.4	0.9		→						
																	26.400						
																	-0.6						
																	→						
																	26.700						
7.	ALEXANDER	Mitrovic	Cheltenham Youth Club	2002	0	0	0	6	9	8	10	8	7	25.2	1.2		26.400	53.000					
					0	0	0	6	9	11	7	9	3	25.5	1.1		26.600						
8.	ELLIOT	Parnwell	Kachan School of Tumbling & Performance	2008	0	0	0	6	6	9	9	12	7	25.1	0.9		-0.8	52.700					
					0	0	0	4	3	4	5	8	3	27.3	1.0		→						
																	25.200						
																	-0.8						
																	→						
																	27.500						
9.	KYE	Costa	Sydney Gymnastics Centre	2010	0	0	0	4	3	5	5	6	3	27.4	1.0		-0.6	52.600					
					5	4	5	5	3	3	4		0	24.1	0.7		→						
																	27.800						
																	24.800						
10.	SAMUEL	Hosking	Redcliffe PCYC	2006	0	0	0	6	8	10	11	13	7	24.5	0.9		-0.6	49.600					
					0	0	0	9	6	9	11	14	3	24.8	0.9		→						
																	24.800						
																	-0.6						
																	→						
																	24.800						

