



AUS National Clubs 2019 Gold Coast, 12-14 Sep 2019
Individual trampoline – Level 4 TRP Male – Final

					S1	S2	S3	S4	S5	S6	S7	S8	S9	S10	L	E	D	H	Time	Total	Score
1.	XAVIER	Butler	Kingborough Gymsports	2009	2	4	4	4	6	4	4	4	2	6	0	16.0	4.2	9.60		29.800	85.100
2.	KASEN	Hetherington	Redcliffe PCYC	2008	4	4	4	4	5	4	3	6	4	5	2	15.5	3.5	10.00		29.000	83.500
3.	ALEX	Richardson	Robertson Gymnastics	2007	5	4	3	5	6	4	5	6	4	6	4	14.8	4.2	9.60		28.600	83.200
4.	ASHTON	Collins	PCYC Cessnock	2009	3	6	4	4	5	5	4	4	4	4	0	15.7	3.7	9.50		28.900	83.000
5.	OLIVER	Hipwell	PCYC Cessnock	2010	3	4	3	5	4	6	4	4	2	4	0	16.1	3.7	9.20		29.000	82.900
6.	JAYLEN	Yong	Robertson Gymnastics	2010	4	4	4	5	4	4	2	4	4	6	2	15.7	3.5	9.30		28.500	82.900
7.	AUSTIN	Warden-Hutton	Robertson Gymnastics	2009	6	4	3	6	6	5	5	6	4	6	2	14.7	3.7	9.70		28.100	82.000
8.	BEAU	Edwards	Redcliffe PCYC	2010	4	5	4	5	5	4	5	3	6	6	4	14.9	3.7	9.70		28.300	81.900
9.	ETHAN	Franks	Rockhampton PCYC	2005	6	6	4	6	4	4	6	6	4	6	4	14.4	4.1	9.50		28.000	81.700
10.	BRAE	Gerada	Varsity Lakes Trampoline & Gymnastics Club	2009	4	4	4	4	4	4	4	4	4	6	4	15.4	3.5	9.10		28.000	81.600
















Generated by sporttech.io official scoring system at Aug 27, 2019 2:11:30 PM. Live results at www.sporttech.io/explore.






AUS National Clubs 2019 Gold Coast, 12-14 Sep 2019
Individual trampoline – Level 4 TRP Male – Qualification

					S1	S2	S3	S4	S5	S6	S7	S8	S9	S10	L	E	D	H	Time	Total	Score
1.	XAVIER	Butler	Kingborough Gymsports	2009	4	4	4	4	4	4	3	2	4	5	0	16.2		9.70		25.900	55.300
					4	4	5	4	4	5	6	4	4	6	1	15.3	4.2	9.90		29.400	
2.	ALEX	Richardson	Robertson Gymnastics	2007	4	4	5	5	6	4	4	2	4	3	0	15.9		9.70		25.600	54.600
					4	4	3	6	6	4	6	6	4	6	1	15.0	4.2	9.80		29.000	
3.	KASEN	Hetherington	Redcliffe PCYC	2008	4	4	4	4	4	2	4	4	6	4	2	15.8		9.90		25.700	54.500
					5	5	4	4	5	4	4	6	4	6	0	15.3	3.5	10.00		28.800	
4.	JAYLEN	Yong	Robertson Gymnastics	2010	4	3	4	4	4	3	4	4	4	8	1	15.7		9.90		25.600	54.400
					3	4	6	5	4	5	3	4	2	4	0	16.0	3.5	9.30		28.800	
5.	ASHTON	Collins	PCYC Cessnock	2009	4	2	2	3	4	4	4	4	5	4	1	16.3		9.80		26.100	54.100
					4	4	4	5	4	6	4	4	3	4	2	15.6	3.1	9.30		28.000	
6.	OLIVER	Hipwell	PCYC Cessnock	2010	6	2	2	2	6	4	4	2	4	4	2	16.2		9.50		25.700	53.900
					3	4	4	6	6	6	3	4	5	6	2	15.1	3.7	9.40		28.200	
7.	AUSTIN	Warden-Hutton	Robertson Gymnastics	2009	5	4	4	6	6	4	4	3	4	3	0	15.7		9.90		25.600	53.900
					6	4	4	6	6	4	6	6	6	6	0	14.6	4.2	9.50		28.300	
8.	ETHAN	Franks	Rockhampton PCYC	2005	5	4	4	4	4	2	5	4	4	5	0	15.9		9.80		25.700	53.700
					6	6	4	6	5	4	6	6	6	6	0	14.5	4.2	9.30		28.000	
9.	BRAE	Gerada	Varsity Lakes Trampoline & Gymnastics Club	2009	4	4	4	4	4	4	4	5	4	3	0	16.0		9.60		25.600	53.600
					4	6	2	6	3	5	4	6	5	6	1	15.2	3.5	9.30		28.000	
10.	BEAU	Edwards	Redcliffe PCYC	2010	7	4	4	4	3	6	6	4	4	4	2	15.2		9.90		25.100	53.600
					4	3	4	6	6	4	6	4	4	6	0	15.3	3.7	9.50		28.500	
11.	SETH	Franklin	Varsity Lakes Trampoline & Gymnastics Club	2007	4	3	4	2	2	4	5	6	6	4	2	15.8		9.90		25.700	52.800
					6	5	5	6	5	6	5	5	5	6	2	14.4	3.5	9.20		27.100	
12.	BOBBY	Hamilton	Robertson Gymnastics	2005	6	4	4	6	6	4	6	4	4	4	0	15.2		9.40		24.600	52.800
					5	4	4	5	6	4	6	6	4	6	2	14.8	4.1	9.30		28.200	
13.	NIALL	McAuley	Redland City Gymsports	2009	5	4	4	6	6	4	3	4	4	6	0	15.4		9.90		25.300	52.600
					6	6	4	7	6	4	6	5	6	6	2	14.2	3.8	9.30		27.300	
14.	JED	Bomford	Redcliffe PCYC	2007	5	4	4	6	3	4	4	4	6	4	0	15.6		9.60		25.200	52.500
					6	5	4	6	5	5	6	6	6	6	0	14.5	3.3	9.50		27.300	
15.	BRONSON	Howard	Varsity Lakes Trampoline & Gymnastics Club	2006	4	3	4	4	4	4	6	6	6	5	2	15.2		9.80		25.000	52.400
					4	6	6	6	6	6	6	5	5	5	2	14.3	3.5	9.60		27.400	
16.	AARON	Davenport	PCYC Launceston Gym Club	2005	6	4	6	6	5	4	4	4	5	4	3	14.9		9.90		24.800	52.400
					4	4	6	6	6	6	8	6	6	6	0	14.2	3.9	9.50		27.600	
17.	THOMAS	Dingle	Carindale PCYC	2007	6	5	4	4	4	4	4	6	8	6	2	14.7		10.00		24.700	52.200
					6	5	6	4	6	6	4	5	4	6	3	14.5	3.4	9.60		27.500	

					S1	S2	S3	S4	S5	S6	S7	S8	S9	S10	L	E	D	H	Time	Total	Score
18.	OSCAR	Judd	 Carindale PCYC	2006	6 4	4 3	6 4	6 4	4 4	4 6	4 4	4 6	4 4	6 6	2 4	15.0 15.1		9.50 9.40		-0.2 → 24.300 -0.2 → 27.800	52.100
19.	BRODY	Cooper	 Varsity Lakes Trampoline & Gymnastics Club	2014	6 7	5 6	6 6	5 6	4 5	4 6	3 7	4 6	5 5	5 5	5 2	14.8 13.9		9.80 9.80		24.600 27.200	51.800
20.	ISAAC	Stiller	 Redcliffe PCYC	2007	6 4	6 6	6 6	6 6	5 6	6 6	6 4	5 6	8 8	6 8	2 0	13.8 14.0		9.90 9.80		23.700 28.000	51.700
21.	JAMES	Mulcahy	 Kingborough Gymsports	2004	6 4	6 5	6 6	4 6	4 6	6 6	6 4	4 3	6 6	5 6	2 0	14.5 14.8		9.50 9.70		24.000 27.400	51.400
22.	AIDAN	McKenzie	 Redland City Gymsports	2006	6 6	6 4	4 6	6 5	6 4	4 6	5 6	5 6	6 6	6 6	1 0	14.5 14.5		9.60 9.00		24.100 27.200	51.300
23.	TOBEY	Bernal	 Carindale PCYC	2004	6 6	6 4	6 6	4 5	4 6	4 5	4 6	6 5	6 6	6 6	4 0	14.4 14.5		9.80 9.60		24.200 27.000	51.200
24.	RUARI	Morris	 High Flyers Trampoline & Gymnastics Academy	2009	6 6	6 6	6 6	6 7	6 7	5 6	5 7	6 6	6 6	4 8	2 0	14.2 13.5		9.70 9.60		23.900 27.200	51.100
25.	RYDER	Cunningham	 Redland City Gymsports	2009	6 6	4 5	4 6	6 6	6 6	4 6	4 8	3 6	4 7	4 6	6 2	14.9 13.6		9.60 9.50		24.500 26.300	50.800
26.	CARTER	Parcell	 Redcliffe PCYC	2009	8 6	5 6	6 6	7 6	6 6	6 4	6 6	5 6	6 6	6 6	2 3	13.7 13.9		9.60 9.80		23.300 26.000	49.300
27.	ELLIOT	Parnwell	 Kachan School of Tumbling & Performance	2008	6 6	6 6	6 6	6 7	6 5	8 6	6 8	6 6	4 5	4 6	1 6	14.1 13.3		9.20 9.00		-0.2 → 23.100 -0.2 → 25.800	48.900
28.	RORY	Zala	 Woden Valley Gymnastic Club	2007	7 6	7 8	6 6	8 7	6 8	6 6	5 8	6 8	7 6	6 8	2 1	13.4 12.8		9.80 9.50		23.200 25.600	48.800
29.	ELI	Maroun	 Kachan School of Tumbling & Performance	2010	4 5	4 6	6 6	8 7	6 6	4 8	4 8	6 6	6 6	4 8	0 20	14.8 11.4		9.80 9.60		24.600 24.000	48.600
30.	HEATH	Rogers	 Redcliffe PCYC	2005	6 6	6 6	6 6	6 7	7 6	6 6	6 6	6 6	8 6	10 6	0 1	13.3 13.8		9.70 9.50		-2.0 → 21.000 27.100	48.100
31.	BROCK	Smith	Gravity ETC	2006	6 6	6 8	4 8	4 6	4 6	5 7	6 6	6 6	7 8	4	0	14.8 11.9		9.40 8.80		24.200 23.900	48.100
32.	SAMUEL	King	 PCYC Launceston Gym Club	2005	6 7	4 8	5 6	6 6	6 8	4 6	4 8	6 6	6 6	6 6	0 4	14.7 12.9		9.80 9.30		-2.0 → 22.500 25.500	48.000
33.	JAKE	Swainson	Gravity ETC	2008	6 6	5 4	4 6	4 6	4 6	5 8	6 8	6 8	6 6	6 6	0	14.8 9.6		9.40 6.50		24.200 19.000	43.200
34.	LEO	Steimbeisser	 Sydney Gymnastics Centre	2009	3 2	2 4	4 4	4 2	3 4	2	2	2	2	2	0	17.4 8.4		10.00 4.80		27.400 15.700	43.100

					S1	S2	S3	S4	S5	S6	S7	S8	S9	S10	L	E	D	H	Time	Total	Score
35.	HUDSON	Labrooy-McIver	Gravity ETC	2005	6	6	4	4	4	5	6	6	6	5	0	14.8		10.00		24.800	41.500
					5	5	5	6	4	6						8.9	2.3	5.50		16.700	
36.	COBY	Zala	 Woden Valley Gymnastic Club	2004	9	6	8	6	6	6	6	8				10.5		7.70		16.200	39.600
					8	8	8	8	9	7	8	8	8	8	2	11.8	-2.0	9.90		23.400	
																	2.5				
																	-0.8				
37.	COOPER	Iervese	Gravity ETC	2010	6	6	9									3.9		2.80		6.700	25.600
					6	4	7	8	6	8	8					9.3	3.0	6.60		18.900	

Generated by sporttech.io official scoring system at **Sep 12, 2019 9:20:40 AM**. Live results at www.sporttech.io/explore.

