



AUS National Clubs 2019 Gold Coast, 12-14 Sep 2019  
Double mini-trampoline – Level 4 DMT Male – Final

					S1	S2	L	E	D	Total	Score
1.	JAYLEN	Yong	Robertson Gymnastics	2010	4 5	6 7	0 6	29.0 28.2	1.2 0.8	30.200 29.000	118.300
2.	ALEX	Richardson	Robertson Gymnastics	2007	8 9	8 9	1 6	28.3 27.6	1.6 1.2	-0.9 → 29.000 28.800	117.500
3.	JAMES	Mulcahy	Kingborough Gymsports	2004	6 6	9 11	0 3	28.5 28.0	0.7 0.7	29.200 28.700	116.700
4.	BEAU	Edwards	Redcliffe PCYC	2010	8 10	9 6	6 3	27.7 28.1	1.2 1.2	28.900 29.300	116.700
5.	AUSTIN	Warden- Hutton	Robertson Gymnastics	2009	8 9	9 5	6 15	27.7 27.1	1.6 1.2	29.300 28.300	116.500
6.	KASEN	Hetherington	Redcliffe PCYC	2008	9 6	9 8	6 0	27.6 28.6	1.2 0.7	28.800 29.300	116.400
7.	DEACON	Malatesta	Gravity ETC	2007	7 6	8 9	3 0	28.2 28.5	0.8	29.000 28.500	115.900
8.	JACKSON	Buckley	High Flyers Trampoline & Gymnastics Academy	2006	10 7	9 10	0 15	28.1 26.8	1.3 1.3	29.400 -0.9 → 27.200	115.500
8.	OSCAR	Judd	Carindale PCYC	2006	10 10	9 9	5 8	27.6 27.3	1.2 1.3	-0.9 → 27.900 -0.3 → 28.300	115.500
10.	HEATH	Rogers	Redcliffe PCYC	2005	10 9	9	3	27.8 20.1	1.3 0.5	29.100 20.600	108.300
















Generated by [sporttech.io](http://sporttech.io) official scoring system at Aug 27, 2019 2:13:08 PM. Live results at [www.sporttech.io/explore](http://www.sporttech.io/explore).





AUS National Clubs 2019 Gold Coast, 12-14 Sep 2019  
 Double mini-trampoline – Level 4 DMT Male – Qualification

						S1	S2	L	E	D	Total	Score
1.	ALEX	Richardson	Robertson Gymnastics	2007	4	8	3	28.5	1.2		29.700	59.700
					7	7	0	28.6	1.4		30.000	
2.	OSCAR	Judd	Carindale PCYC	2006	9	10	0	28.1	1.2		29.300	59.300
					7	5	1	28.7	1.3		30.000	
3.	JAYLEN	Yong	Robertson Gymnastics	2010	3	4	0	29.3	0.7		30.000	59.100
					10	9	2	27.9	1.2		29.100	
4.	AUSTIN	Warden-Hutton	Robertson Gymnastics	2009	5	8	5	28.2	1.2		29.400	58.900
					9	9	0	28.2	1.3		29.500	
4.	JACKSON	Buckley	High Flyers Trampoline & Gymnastics Academy	2006	12	6	0	28.2	1.2		29.400	58.900
					6	9	3	28.2	1.3		29.500	
6.	JAMES	Mulcahy	Kingborough Gymsports	2004	10	11	0	27.9	1.2		29.100	58.800
					10	6	0	28.4	1.3		29.700	
7.	HEATH	Rogers	Redcliffe PCYC	2005	9	9	6	27.6	1.6		-0.3 →	58.600
					5	7	3	28.5	1.2		28.900	
											29.700	
8.	BEAU	Edwards	Redcliffe PCYC	2010	8	9	3	28.0	1.2		29.200	58.500
					11	9	3	27.7	1.6		29.300	
9.	DEACON	Malatesta	Gravity ETC	2007	6	10	0	28.4	0.7		29.100	58.400
					9	10	0	28.1	1.2		29.300	
10.	KASEN	Hetherington	Redcliffe PCYC	2008	7	8	3	28.2	1.2		29.400	58.300
					9	8	7	27.6	1.3		28.900	
11.	BOBBY	Hamilton	Robertson Gymnastics	2005	3	8	3	28.6	1.2		29.800	58.100
					9	8	3	28.0	1.2		-0.9 →	
											28.300	
12.	BRODY	Cooper	Varsity Lakes Trampoline & Gymnastics Club	2014	9	8	1	28.2	1.2		29.400	58.100
					7	9	4	28.0	0.7		28.700	
12.	THOMAS	Dingle	Carindale PCYC	2007	9	7	3	28.1	1.2		29.300	58.100
					5	11	3	28.1	0.7		28.800	
14.	BRONSON	Howard	Varsity Lakes Trampoline & Gymnastics Club	2006	12	8	3	27.7	1.2		28.900	58.000
					6	7	3	28.4	0.7		29.100	
15.	XAVIER	Butler	Kingborough Gymsports	2009	10	12	2	27.6	1.2		28.800	58.000
					11	10	0	27.9	1.3		29.200	
16.	HUDSON	Labrooy-McIver	Gravity ETC	2005	5	9	3	28.3	0.7		29.000	57.900
					12	11	0	27.7	1.2		28.900	
17.	RYDER	Cunningham	Redland City Gymsports	2009	11	9	3	27.7	1.2		28.900	57.900
					7	8	3	28.2	0.8		29.000	
18.	JED	Bomford	Redcliffe PCYC	2007	6	8	0	28.6	0.8		29.400	57.800
					6	10	2	28.2	1.1		-0.9 →	
											28.400	
19.	SETH	Franklin	Varsity Lakes Trampoline & Gymnastics Club	2007	13	11	4	27.2	1.2		28.400	57.800
					4	6	3	28.7	0.7		29.400	
20.	MAL	Stuart	Carindale PCYC		9	10	3	27.8	1.2		29.000	57.800
					11	8	6	27.5	1.3		28.800	
21.	BROCK	Smith	Gravity ETC	2006	7	10	3	28.0	0.7		28.700	57.600
					12	10	1	27.7	1.2		28.900	
22.	CARTER	Parcell	Redcliffe PCYC	2009	8	9	6	27.7	0.9		28.600	57.500
					10	8	6	27.6	1.3		28.900	

						S1	S2	L	E	D	Total	Score
23.	AARON	Davenport	 PCYC Launceston Gym Club	2005	8	8	0	28.4	1.3		-0.9 →	57.300
					9	12	6	27.3	1.2		28.800	
											28.500	
24.	TIMOFEI	Kachan	 Kachan School of Tumbling & Performance	2012	6	10	7	27.7	0.7		28.400	57.100
					5	4	0	29.1	0.8		28.700	
										-1.2		
25.	ISAAC	Stiller	 Redcliffe PCYC	2007	6	9	6	27.9	1.2		29.100	57.100
					9	10	4	27.7	1.2		-0.9 →	
											28.000	
26.	RUARI	Morris	 High Flyers Trampoline & Gymnastics Academy	2009	15	12	3	27.0	1.2		28.200	57.100
					9	9	0	28.2	0.7		28.900	
27.	JAKE	Swainson	Gravity ETC	2008	8	11	0	28.1	0.7		28.800	57.000
					12	12	6	27.0	1.2		28.200	
28.	NIALL	McAuley	 Redland City Gymsports	2009	12	9	6	27.3	1.2		28.500	57.000
					13	11	3	27.3	1.2		28.500	
29.	ELLIOT	Parnwell	 Kachan School of Tumbling & Performance	2008	12	11	9	26.8	1.2		28.000	56.900
					9	9	6	27.6	1.3		28.900	
30.	ETHAN	Franks	 Rockhampton PCYC	2005	11	9	3	27.7	1.2		-0.9 →	56.800
					3	9	3	28.5	1.2		28.000	
											-0.9 →	
											28.800	
31.	BRAE	Gerada	 Varsity Lakes Trampoline & Gymnastics Club	2009	12	14	3	27.1	1.2		28.300	56.800
					3	7	3	28.7	0.7		-0.9 →	
											28.500	
32.	ELI	Maroun	 Kachan School of Tumbling & Performance	2010	9	11	6	27.4	1.2		-0.3 →	56.600
					7	6	3	28.4	0.8		28.300	
											-0.9 →	
											28.300	
33.	AIDAN	McKenzie	 Redland City Gymsports	2006	12	8	3	27.7	1.3		-0.9 →	56.300
					12	10	6	27.2	1.3		28.100	
											-0.3 →	
											28.200	
34.	TOBEY	Bernal	 Carindale PCYC	2004	10	11	0	27.9	1.2		-0.9 →	55.800
					11	11	6	27.2	1.3		28.200	
											-0.9 →	
											27.600	
35.	COOPER	Iervese	Gravity ETC	2010	12	13	1	27.4	1.2		-0.9 →	55.700
					6	9	3	28.2	0.7		27.700	
											-0.9 →	
											28.000	
36.	RORY	Zala	 Woden Valley Gymnastic Club	2007	10	10	3	27.7	0.7		28.400	55.600
					8	10	2	28.0	0.7		27.200	
											-1.5	
37.	COBY	Zala	 Woden Valley Gymnastic Club	2004	8	11	7	27.4	0.7		-0.9 →	54.100
					8	9	3	28.0	0.7		27.200	
											-1.5	
											-0.3 →	
											26.900	
38.	LEO	Steimbeisser	 Sydney Gymnastics Centre	2009	6			20.4	0.7		21.100	49.600
					10	6	3	28.1	1.3		-0.9 →	
											28.500	
39.	BAILEY	Houlihan	 J.A Gymsports	2006	11			19.9	0.5		20.400	48.600
					9	12	4	27.5	0.7		28.200	

