



AUS National Clubs 2023 Gold Coast Sports and Leisure Centre, 16-19th September
Individual trampoline – Junior U22 TRP Female – Final

				S1	S2	S3	S4	S5	S6	S7	S8	S9	S10	L	E	D	HD	ToF	Total	Score	
1.	THOMSON	Rebekah	GSA Jets	2004	5	2	4	2	6	6	6	8	4	6	0	15.1	10.5	8.90	14.080	48.580	48.580
2.	MAR FAN	Clare	Robertson Gymnastics	2004	4	4	6	5	6	5	5	4	6	4	0	15.1	8.8	9.30	13.715	46.915	46.915
3.	WOGAND	Elloise	Extreme Trampoline CQ	2004	4	4	6	6	4	4	4	3	4	4	0	15.7	8.7	9.20	12.900	46.500	46.500
4.	BENNIE	Sally	High Flyers Trampoline & Gymnastics Academy	2005	4	8	6	3	3	4	4	5	5	7	2	14.9	8.5	9.00	14.000	46.400	46.400
5.	CUNNINGHAM	Trinity	Robertson Gymnastics	2004	6	5	6	4	3	4	6	4	6	9	1	14.6	8.2	9.30	14.065	46.165	46.165
6.	CROTTY	Rebecca	Robertson Gymnastics	2005	4	4	3	2	4	4	5					11.4	5.8	6.70	9.940	33.840	33.840
7.	SOUTHALL	Abi	SGAC Sydney Gymnastics Centre	2001	6	6	8									4.0	3.8	2.80	4.350	-0.2→14.750	14.750
8.	MCCULLOCH	Madison	Kingborough Gymsports	2006	6											1.4	1.5	1.00	1.365	5.265	5.265














AUS National Clubs 2023 Gold Coast Sports and Leisure Centre, 16-19th September
Individual trampoline – Junior U22 TRP Female – Qualification

					S1	S2	S3	S4	S5	S6	S7	S8	S9	S10	L	E	D	HD	ToF	Total	Score
1.	THOMSON	Rebekah	GSA Jets	2004	8	8	6	7	5	6	6	6	5	8	1	13.4	10.5	9.20	14.105	47.205	49.575
					7	4	4	4	4	4	4	6	4	6	2	15.1	10.5	9.70	14.275	49.575	
2.	SOUTHALL	Abi	Sydney Gymnastics Centre	2001	6	5	4	4	4	4	6	4	4	6	2	15.1	9.9	9.20	14.100	48.300	48.300
					6	6	8	6	6	6	5	4	5	6	0	14.2	9.4	9.00	13.770	46.370	
3.	CROTTY	Rebecca	Robertson Gymnastics	2005	4	4	4	2	2	6	4	4	4			14.6	7.5	8.40	12.540	43.040	47.460
					4	4	4	2	3	5	4	4	4	2	16.0	8.7	9.00	13.760	47.460		
4.	WOGAND	Elloise	Extreme Trampoline CQ	2004	4	2	4	6	4	4	4	4	4	4	2	15.8	8.7	9.20	13.050	46.750	47.170
					4	2	4	5	4	3	4	4	4	2	16.0	8.7	9.40	13.070	47.170		
5.	CUNNINGHAM	Trinity	Robertson Gymnastics	2004	5	4	6	6	4	6	8	5	6	5	0	14.5	9.4	8.90	13.670	46.470	46.670
					6	6	6	7	5	6	6	6	6	4	0	14.2	9.4	9.20	13.870	46.670	
6.	MAR FAN	Clare	Robertson Gymnastics	2004	5	4	4	4	4	4	4	4	8	7	2	15.0	7.6	9.30	13.760	45.660	46.320
					4	4	4	5	6	6	4	5	6	6	2	14.8	8.8	9.00	13.720	46.320	
7.	MCCULLOCH	Madison	Kingborough Gymsports	2006	6	4	4	6	6	4	4	6	6	8	4	14.2	9.7	9.30	12.465	45.665	45.665
					6	4	6	8	7	6	5	5	5			12.8	8.5	7.70	11.535	40.535	
8.	BENNIE	Sally	High Flyers Trampoline & Gymnastics Academy	2005	2	3	4	6	6	8	7	7	9	10	0	13.8	8.2	8.90	14.195	45.095	45.095
					2	4	5	7								6.2	3.5	3.70	5.985	19.385	
9.	MCGILLIVRAY	Katie	Cheltenham Youth Club	2005	8	8										2.4	2.3	1.80	2.745	9.245	44.140
					6	4	8	6	4	6	6	6	6	9	20	11.9	9.6	9.30	13.340	44.140	



					S1	S2	S3	S4	S5	S6	S7	S8	S9	S10	L	E	D	HD	ToF	Total	Score
10.	RUSSELL	Kate	 Peak Trampoline		6	6	6	6	6	6	6	6	5	8	2	13.7	7.0	9.50	13.405	43.605	44.000
					6	6	6	6	6	7	6	6	5	9	5	13.2	8.2	9.20	13.400	44.000	
11.	TARLINGTON	Jennaya	 Sydney Gymnastics Centre	2005	6	6	8									4.0	3.4	2.80	3.955	14.155	43.685
					7	6	8	8	6	6	8	8	6	6	4	12.7	8.8	9.30	12.885	43.685	
12.	PEARCE	Cleo	 Christchurch School of Gymnastics		6	5	6	6	8							6.9	4.4	4.60	6.535	22.435	34.995
					6	5	6	6	6	8	7	8				10.8	6.6	7.40	10.195	34.995	
12.	HUGHES	Avah	 Kingborough Gymsports	2001	6	6	6	7								5.5	4.6	3.60	5.510	19.210	19.210
					6	6	6									4.2	3.4	2.60	4.165	14.365	
13.	MATTHEWS	Eliza	 Cheltenham Youth Club	2004	6											1.4	1.3	0.90	1.365	4.965	5.020
					6											1.4	1.3	1.00	1.320	5.020	
14.	BELL	Elise	 Sydney Gymnastics Centre	2005																DNS	0
																				DNS	
14.	DE PAOLI	Evie	 Sydney Gymnastics Centre	2006																DNS	0
																				DNS	
14.	STOKES	Brighty	 Sydney Gymnastics Centre	2005																DNS	0
																				DNS	
14.	MITCHELL	Chloe	 Sydney Gymnastics Centre	2006																DNS	0
																				DNS	

