



AUS National Clubs 2023 Gold Coast Sports and Leisure Centre, 16-19th September
 Individual trampoline – Junior U22 TRP Male – Final

					S1	S2	S3	S4	S5	S6	S7	S8	S9	S10	L	E	D	HD	ToF	Total	Score
1.	STYLES	Tristan	 Kingborough Gymsports	2005	6	3	4	4	4	6	4	4	4	4	0	15.7	12.4	9.50	14.930	52.530	52.530
2.	FRENCH	Billy	 Kingborough Gymsports	2006	5	6	6	5	4	6	4	6	6	6	2	14.4	13.5	9.30	15.005	52.205	52.205
3.	BRETT	Kyle	 Sydney Gymnastics Centre	2006	6	7	8	6	8	6	7	8	8	6	0	13.0	14.2	9.10	14.535	50.835	50.835
4.	CRACK	Dylan	 Kingborough Gymsports	2001	1	3	4	6	4	4	5	4	3	2	3	16.1	9.3	9.20	15.375	49.975	49.975
5.	BRETT	Kaleb	 Sydney Gymnastics Centre	2005	6	6	6	5	6	6	6	7				11.2	10.8	7.40	12.480	41.880	41.880
6.	SITKOWSKI	Troy	 Sydney Gymnastics Centre	2005	6	6	4	4								6.0	5.0	3.70	6.245	20.945	20.945
7.	CHU	Andy	 Robertson Gymnastics	2005	4	4										3.2	2.7	1.80	3.180	10.880	10.880
8.	DURKIN	Samuel	 Extreme Trampoline CQ	2005	5											1.5	2.0	1.00	1.690	6.190	6.190
















AUS National Clubs 2023 Gold Coast Sports and Leisure Centre, 16-19th September
 Individual trampoline – Junior U22 TRP Male – Qualification

					S1	S2	S3	S4	S5	S6	S7	S8	S9	S10	L	E	D	HD	ToF	Total	Score
1.	DURKIN	Samuel	Extreme Trampoline CQ	2005	6 5	5 4	4 4	6 4	7 6	6 6	4 7	6 6	4 4	6 6	2 0	14.4 14.8	14.4 15.4	9.30 9.00	15.415 15.450	53.515 54.650	54.650
2.	SITKOWSKI	Troy	Sydney Gymnastics Centre	2005	4 4	6 4	4 6	4 4	6 6							7.6 15.4	7.6 14.0	4.60 8.90	7.680 14.905	27.480 53.205	53.205
3.	BRETT	Kyle	Sydney Gymnastics Centre	2006	6 7	6 6	8 8	7 7	4	6	6	6	8	6	1	13.6 5.2	14.0 6.3	9.90 3.40	14.770 6.550	52.270 21.450	52.270
4.	BRETT	Kaleb	Sydney Gymnastics Centre	2005	6 6	6 5	6 5	6 6	8 6	4 6	5 6					9.9 13.9	9.2 12.4	6.30 9.60	10.910 15.300	36.310 51.200	51.200
5.	FRENCH	Billy	Kingborough Gymsports	2006	5 7	6 4	6 6	5 4	5 4	6 6	6 4	5 5	5 4	8 8	4 20	13.9 12.8	12.6 13.5	9.40 9.50	15.075 15.100	50.975 50.900	50.975
6.	STYLES	Tristan	Kingborough Gymsports	2005	6 6	4 4	6 6	6 6	4 4	6 6	6 6	6 8	7 4	4 6	0 0	14.5 14.4	12.0 12.4	9.10 9.00	14.570 14.610	50.170 50.410	50.410
7.	CRACK	Dylan	Kingborough Gymsports	2001	1 2	2 4	3 3	8 6	4 6	4 4	4 4	6 5	4 2	5 4	4 0	15.5 16.0	9.3 9.3	9.50 9.60	15.080 15.400	49.380 50.300	50.300
8.	CHU	Andy	Robertson Gymnastics	2005	6 6	6 5	6 4									4.2 13.6	4.0 12.0	2.70 9.20	4.800 15.285	15.700 50.085	50.085
9.	MURDEN	Axel	Kingborough Gymsports	2004	5 6	4 6	7 8	5 4	4 4	6 5	6 6	4 7	4 5	6 6	2 3	14.7 14.0	11.8 12.2	8.70 9.10	14.490 14.470	49.690 49.770	49.770



					S1	S2	S3	S4	S5	S6	S7	S8	S9	S10	L	E	D	HD	ToF	Total	Score
10.	GRIEVES	Matthaeus	 Extreme Trampoline CQ	2004	6 5	6 6	5 6	4 4	5 6	6 8	6 8	8 8	6 5	10 8	20 4	11.8 13.2	13.5 12.0	9.30 9.10	14.695 14.845	49.295 49.145	49.295
11.	BAILEY	Ryan	 PCYC Redcliffe	2005	4 4	4 3	4 6	6 4	5 2	6 4	6 4	6 4	6 4	8 6	2 2	14.3 15.7	8.2 8.2	9.20 9.40	14.610 14.205	46.310 47.505	47.505
12.	MCCARTHY	Nicholas	 PCYC Caboolture		5 5	5 5	7 7	4 4	4 4	6 6	7 7	6 6	6 5		6 6	1.5 13.9	1.3 9.0	0.90 9.30	1.555 14.970	5.255 47.170	47.170
13.	BROOKS	Jameson	 Kingborough Gymsports	2005	8 8	6 8	6 6	8 8	8 6	6 6	6 7	7 7				11.8 1.2	8.5 1.5	8.50 0.90	12.190 1.540	40.990 5.140	40.990
14.	ROCCA	Joshua	 Queenstown Gymnastics Club	2004	6 5	9 4										2.5 6.1	2.1 5.2	1.80 3.60	2.775 6.075	9.175 20.975	20.975
15.	SMIT	Luan	 Kingborough Gymsports	2004	7 7	6 7	8 8	8 8								5.1 1.3	5.2 1.7	3.40 1.00	5.990 1.600	19.690 5.600	19.690
16.	TIDD	Cameron	 Queenstown Gymnastics Club	2006	6	7										2.7	2.9	1.80	3.315	10.715	10.715
17.	DU PRE MOORE	Zak	 Robertson Gymnastics	2004	6 6	8 8										2.6 2.6	2.7 2.7	1.90 2.00	3.100 2.985	10.300 10.285	10.300
18.	EDWARDS	Bryce	 PCYC Redcliffe	2005																DNS	0
18.	MULLER	Heinz	 Robertson Gymnastics	2004																DNS	0
18.	STAMATOPOULOS	Alexander	 Sydney Gymnastics Centre	2004																DNS	0

