











AUS National Clubs 2023 Gold Coast Sports and Leisure Centre, 16-19th September
Double mini-trampoline – Junior U22 DMT Male – Final 2

				S1	S2	L	E	D	Total	Score	
1.	GRIEVES	Matthaeus	 Extreme Trampoline CQ	2004	8	6	3	18.3	6.8	25.100	25.100
2.	SMIT	Luan	 Kingborough Gymsports	2004	4	6	2	18.8	6.0	24.800	24.800
3.	CHU	Andy	 Robertson Gymnastics	2005	4	6	1	18.9	6.0	-0.2→24.700	24.700
4.	DU PRE MOORE	Zak	 Robertson Gymnastics	2004	8	5	2	18.5	6.0	-0.2→24.300	24.300





AUS National Clubs 2023 Gold Coast Sports and Leisure Centre, 16-19th September
Double mini-trampoline – Junior U22 DMT Male – Final 1

				S1	S2	L	E	D	Total	Score	
1.	GRIEVES	Matthaeus	 Extreme Trampoline CQ	2004	5	4	2	18.9	7.2	26.100	26.100
2.	CHU	Andy	 Robertson Gymnastics	2005	4	4	0	19.2	6.0	25.200	25.200
3.	DU PRE MOORE	Zak	 Robertson Gymnastics	2004	6	6	2	18.6	7.2	-0.6→25.200	25.200
4.	SMIT	Luan	 Kingborough Gymsports	2004	6	6	0	18.8	6.0	-0.6→24.200	24.200
5.	BAILEY	Ryan	 PCYC Redcliffe	2005	5	6	0	18.9	5.2	24.100	24.100
6.	ROCCA	Joshua	 Queenstown Gymnastics Club	2004	6	4	2	18.8	5.2	24.000	24.000
7.	FRENCH	Billy	 Kingborough Gymsports	2006	8	8	1	18.3	5.2	23.500	23.500
8.	CRACK	Dylan	 Kingborough Gymsports	2001						0	0











AUS National Clubs 2023 Gold Coast Sports and Leisure Centre, 16-19th September
Double mini-trampoline – Junior U22 DMT Male – Qualification

					S1	S2	L	E	D	Total	Score
1.	GRIEVES	Matthaeus	Extreme Trampoline CQ	2004	6 7	6 6	2 2	18.6 18.5	7.2 6.8	25.800 25.300	51.100
2.	CHU	Andy	Robertson Gymnastics	2005	5 2	6 6	0 2	18.9 19.0	6.0 6.0	24.900 -0.2→24.800	49.700
3.	SMIT	Luan	Kingborough Gymsports	2004	6 4	6 4	2 0	18.6 19.2	6.0 6.0	-0.2→24.400 -0.6→24.600	49.000
4.	DU PRE MOORE	Zak	Robertson Gymnastics	2004	6 7	6 4	3 6	18.5 18.3	7.2 6.0	-0.8→24.900 -0.8→23.500	48.400
5.	FRENCH	Billy	Kingborough Gymsports	2006	8 4	8 5	2 2	18.2 18.9	5.2 6.0	23.400 24.900	48.300
6.	ROCCA	Joshua	Queenstown Gymnastics Club	2004	7 6	4 5	2 2	18.7 18.7	5.2 5.2	23.900 23.900	47.800
7.	CRACK	Dylan	Kingborough Gymsports	2001	4 5	8 4	2 0	18.6 19.1	4.4 5.2	-0.6→22.400 24.300	46.700
8.	BAILEY	Ryan	PCYC Redcliffe	2005	6 6	6 9	2 0	18.6 18.5	5.2 5.6	-0.6→23.200 -1.0→23.100	46.300
9.	MCCARTHY	Nicholas	PCYC Caboolture		4 8	4 6	3 4	18.9 18.2	4.8 5.2	-0.2→23.500 -0.8→22.600	46.100



					S1	S2	L	E	D	Total	Score
10.	MULLER	Heinz	 Robertson Gymnastics	2004	7	6	2	18.5	6.8	-0.8→24.500	44.700
					6			17.4	2.8	20.200	
11.	MURDEN	Axel	 Kingborough Gymsports	2004	6			17.4	2.8	20.200	44.500
					8	9	6	17.7	7.2	-0.6→24.300	
12.	DURKIN	Samuel	 Extreme Trampoline CQ	2005	6			17.4	2.8	20.200	43.900
					7	6	0	18.7	5.6	-0.6→23.700	
13.	HUZEVKA	Patrick	 Robertson Gymnastics	2006	8	8	2	18.2	4.4	22.600	40.600
					6	8	20	16.6	2.4	-1.0→18.000	
14.	EDWARDS	Bryce	 PCYC Redcliffe	2005						DNS	0
										DNS	
14.	STAMATOPOULOS	Alexander	 SGAC Sydney Gymnastics Centre	2004						DNS	0
										DNS	
14.	BROOKS	Jameson	 Kingborough Gymsports	2005						DNS	0
										DNS	
14.	BRETT	Kaleb	 SGAC Sydney Gymnastics Centre	2005						DNS	0
										DNS	

