







AUS National Clubs 2023 Gold Coast Sports and Leisure Centre, 16-19th September  
Tumbling – Junior U17 TUM Female – Final 2

				S1	S2	S3	S4	S5	S6	S7	S8	L	E	D	Total	Score	
1.	DAVIDSON	Xylia	 Kachan School of Tumbling & Performance	2008	2	3	2	2	1	1	1	7	2	17.9	4.2	22.100	22.100
2.	DACK	Madeline	 Robertson Gymnastics	2008	2	4	3	2	3	4	3	4	4	17.1	2.9	20.000	20.000
3.	KAHADUWA POODDUWAGE	Chloe	 BTYC Gymnastics	2008	2	4	4	5	4	5	5		0	15.1	2.7	17.800	17.800
4.	BOGOSI	Rethiable	 High Flyers Trampoline & Gymnastics Academy		2	2	1	1	2	3	3		0	16.6	1.2	-0.2→17.600	17.600





AUS National Clubs 2023 Gold Coast Sports and Leisure Centre, 16-19th September  
Tumbling – Junior U17 TUM Female – Final 1

					S1	S2	S3	S4	S5	S6	S7	S8	L	E	D	Total	Score
1.	DAVIDSON	Xylia	 Kachan School of Tumbling & Performance	2008	1	2	3	2	1	1	1	7	2	18.0	4.0	22.000	22.000
2.	BOGOSI	Rethiable	 High Flyers Trampoline & Gymnastics Academy		2	2	3	2	2	2	2	8	5	17.2	3.2	20.400	20.400
3.	DACK	Madeline	 Robertson Gymnastics	2008	2	3	3	2	2	4	4	4	2	17.4	2.9	20.300	20.300
4.	KAHADUWA POODDUWAGE	Chloe	 BTYC Gymnastics	2008	1	3	3	5	4	4	4	4	5	16.7	3.6	20.300	20.300
5.	KOMITSKI	Karina	 Super Performance Centre	2008	2	2	2	1	1	1	7	7	2	17.5	1.9	19.400	19.400
6.	VALDEZ TIRADO	Luciana	 Adelaide Tumbling Academy	2007	1	2	3	3	3	2	4		0	16.2	2.6	18.800	18.800
7.	TUNSTALL	Daisy	 Kingborough Gymsports	2007	2	2	4	2	4	7	8	8	3	16.0	3.2	-0.4→18.800	18.800





AUS National Clubs 2023 Gold Coast Sports and Leisure Centre, 16-19th September  
 Tumbling – Junior U17 TUM Female – Qualification

					S1	S2	S3	S4	S5	S6	S7	S8	L	E	D	Total	Score
1.	VALDEZ TIRADO	Luciana	Adelaide Tumbling Academy	2007	1	2	3	2	2	2	2	6	2	17.8	4.6	22.400	44.800
					2	3	3	2	2	2	2	6	2	17.6	4.8	22.400	
2.	DAVIDSON	Xylia	Kachan School of Tumbling & Performance	2008	1	2	2	2	2	2	2	7	6	17.4	4.2	21.600	43.400
					1	2	2	2	2	2	2	7	2	17.8	4.0	21.800	
3.	BOGOSI	Rethiable	High Flyers Trampoline & Gymnastics Academy		2	2	2	2	2	3	3	7	4	17.3	3.2	20.500	40.100
					2	2	2	2	2	2	3	6	5	17.4	2.2	19.600	
4.	KOMITSKI	Karina	Super Performance Centre	2008	2	2	2	2	2	2	6	6	2	17.4	1.9	19.300	38.000
					2	2	2	2	2	2	7	8	6	16.7	2.0	18.700	
5.	DACK	Madeline	Robertson Gymnastics	2008	2	2	2	2	2	4	4	4	4	17.4	2.2	19.600	37.300
					2	3	2	2	4	5	5	0	15.7	2.0	17.700		
6.	KAHADUWA POODDUWAGE	Chloe	BTYC Gymnastics	2008	1	3	4	4	4	4	4	6	2	16.8	3.6	20.400	36.800
					1	3	2	4	5	6	0	13.9	2.5	16.400			
7.	TUNSTALL	Daisy	Kingborough Gymsports	2007	2	3	4	4	4	6			0	13.7	2.5	16.200	34.400
					2	2	3	3	4	5	6	0	15.5	2.7	18.200		

