




AUS National Clubs 2023 Gold Coast Sports and Leisure Centre, 16-19th September
Tumbling – Junior U17 TUM Male – Final 2







			S1	S2	S3	S4	S5	S6	S7	S8	L	E	D	Total	Score	
1.	PARNWELL Elliot	 Kachan School of Tumbling & Performance	2	4	2	2	2	2	2	7	2	17.5	4.9	22.400	22.400	
2.	NOBLE Henry	 BTYC Gymnastics	2007	2	4	4	4	3	4	4	7	2	16.6	4.7	21.300	21.300
3.	CAPP Alexander	 Skybound Gymnastics	2007	2	2	2	2	2	2	3	7	2	17.6	3.3	20.900	20.900
4.	BLENCH Joshua	 Kachan School of Tumbling & Performance	2001	2	2	4	2					0	11.0	2.9	13.900	13.900





AUS National Clubs 2023 Gold Coast Sports and Leisure Centre, 16-19th September

Tumbling – Junior U17 TUM Male – Final 1








				S1	S2	S3	S4	S5	S6	S7	S8	L	E	D	Total	Score	
1.	BLENCH	Joshua	 Kachan School of Tumbling & Performance	2001	2	2	5	4	4	3	3	4	2	17.1	6.9	24.000	24.000
2.	PARNWELL	Elliot	 Kachan School of Tumbling & Performance		2	3	2	2	2	3	7	6	17.1	4.7	21.800	21.800	
3.	NOBLE	Henry	 BTYC Gymnastics	2007	2	4	4	4	5	6	6	2	16.1	4.7	20.800	20.800	
4.	CAPP	Alexander	 Skybound Gymnastics	2007	2	2	3	2	2	3	7	6	17.1	3.5	20.600	20.600	
5.	HUDSON	Jedd	 Tea Tree Gully Gymsports	2008	2	3	2	4	6	6	7	8	0	16.2	4.6	-0.4→20.400	20.400
6.	STIMSON	Tyga	 PCYC Redcliffe	2008	3	4	4	4	5	6	7	6	1	16.0	3.4	19.400	19.400
7.	SINGLETON	Cooper	 Manly Warringah Gymnastic Club	2001	3	4	6	6	6	6	6	20	13.7	3.2	-0.4→16.500	16.500	





AUS National Clubs 2023 Gold Coast Sports and Leisure Centre, 16-19th September

Tumbling – Junior U17 TUM Male – Qualification

					S1	S2	S3	S4	S5	S6	S7	S8	L	E	D	Total	Score
1.	BLENCH	Joshua	 Kachan School of Tumbling & Performance	2001	2	2	2	2	3	2	3	4	2	17.8	5.5	23.300	48.300
					2	1	5	2	1	1	1	4	2	18.1	6.9	25.000	
2.	PARNWELL	Elliot	 Kachan School of Tumbling & Performance		2	2	2	2	2	2	2	6	20	16.0	4.9	20.900	42.800
					2	4	2	3	2	2	2	7	4	17.2	4.7	21.900	
3.	HUDSON	Jedd	 Tea Tree Gully Gymsports	2008	2	2	4	4	4	4	5	7	0	16.8	4.6	21.400	42.500
					2	3	4	4	4	4	3	7	4	16.5	4.8	-0.2→21.100	
4.	CAPP	Alexander	 Skybound Gymnastics	2007	2	2	2	2	2	2	3	7	20	15.8	1.9	17.700	38.500
					2	2	2	2	2	2	4	7	2	17.5	3.3	20.800	
5.	STIMSON	Tyga	 PCYC Redcliffe	2008	2	4	4	6	6	5	6	5	0	16.2	3.4	19.600	38.300
					2	4	5	6	6	6	6	6	4	15.5	3.2	18.700	
6.	NOBLE	Henry	 BTYC Gymnastics	2007	2	5	5	6	6	6	6	8	20	13.6	4.7	18.300	38.300
					2	4	5	6	6	6	6	7	5	15.3	4.7	20.000	
7.	SINGLETON	Cooper	 Manly Warringah Gymnastic Club	2001	2	6	6	6	7	7	6	5	6	14.9	2.8	-0.4→17.300	35.200
					2	4	6	6	8	8	6	6	6	14.8	3.5	-0.4→17.900	

