



AUS National Clubs 2023 Gold Coast Sports and Leisure Centre, 16-19th September
 Individual trampoline – Junior U17 TRP Male – Final

				S1	S2	S3	S4	S5	S6	S7	S8	S9	S10	L	E	D	HD	ToF	Total	Score	
1.	BATTY	Brock	Cheltenham Youth Club	2007	3	6	4	4	4	4	4	4	6	2	15.5	16.4	10.00	16.160	58.060	58.060	
2.	DIAZ BALLAS	Nicolas	Sydney Gymnastics Centre	2007	4	6	7	7	8	8	8	6	6	0	13.4	14.8	8.80	15.475	-0.2→52.275	52.275	
3.	MANN-SEGAL	James	Cheltenham Youth Club	2008	6	5	8	4	4	4	8	6	6	7	1	14.1	13.5	9.10	14.240	50.940	50.940
4.	BROWN	Hudson	PCYC Carindale	2008	4	4	5	4	4	4	2	3	4	4	1	16.1	10.4	9.30	14.965	50.765	50.765
5.	NARDELLO	Loki	Robertson Gymnastics	2007	6	5	8	8	8	8	6	5	6	6	0	13.4	12.9	9.40	13.750	49.450	49.450
6.	WILCOX	Rohan	Kingborough Gymsports	2007	5	5	4	6	8	10	7	10	8	8	1	12.8	12.0	9.20	14.740	48.740	48.740
7.	MORALES	Trey	Redland City Gymsports	2007	7	5	6	6	4	5	8	5	6	6	2	14.0	9.2	9.50	14.045	46.745	46.745
8.	BARTON	Isaac	Sydney Gymnastics Centre	2007	6	6	8									4.0	3.4	2.70	4.080	14.180	14.180











AUS National Clubs 2023 Gold Coast Sports and Leisure Centre, 16-19th September
 Individual trampoline – Junior U17 TRP Male – Qualification

					S1	S2	S3	S4	S5	S6	S7	S8	S9	S10	L	E	D	HD	ToF	Total	Score
1.	BATTY	Brock	Cheltenham Youth Club	2007	0	0	0	1	2	2	4	4	2	4	10	17.1		9.70	16.850	43.650	99.160
					2	4	5	8	4	4	6	4	2	3	2	15.6	14.8	8.90	16.210	55.510	
2.	DIAZ BALLAS	Nicolas	Sydney Gymnastics Centre	2007	0	3	4	4	3	2	3	2	2	3	0	17.4		9.20	16.485	43.085	95.605
					4	4	8	6	6	6	10	7	6	6	1	13.6	14.2	9.30	15.420	52.520	
3.	WILCOX	Rohan	Kingborough Gymsports	2007	2	2	2	4	4	6	2	6	5	5	2	16.0		9.20	16.325	41.525	90.800
					6	4	8	8	7	8	8	10	8	8	5	12.0	13.3	9.00	14.975	49.275	
4.	BROWN	Hudson	PCYC Carindale	2008	3	3	4	5	4	5	3	2	5	3	2	16.1		9.50	15.445	41.045	90.200
					5	4	6	4	6	5	2	8	6	5	1	14.8	10.3	9.20	14.855	49.155	
5.	MANN-SEGAL	James	Cheltenham Youth Club	2008	2	2	7	6	5	4	4	3	4	4	4	15.5		9.20	15.340	40.040	88.845
					5	6	7	4	4	4	4	8	8	10	6	13.4	11.5	9.40	14.505	48.805	
6.	BARTON	Isaac	Sydney Gymnastics Centre	2007	2	4	4	6	6	6	6	4	3	5	2	15.2		9.10	13.535	37.835	81.760
					8	8	8	7	5	6	8	4	4	6	2	13.4	8.6	8.70	13.225	43.925	
7.	MORALES	Trey	Redland City Gymsports	2007	4	6	4	6	4	5	6	4	6	8	5	14.2		9.50	14.050	37.750	81.420
					8	4	6	6	6	7	8	5	8	4	20	11.8	8.5	9.40	13.970	43.670	
8.	NARDELLO	Loki	Robertson Gymnastics	2007	4	5	4	4	6	6	4	3	2	2	0	16.0		9.00	14.295	39.295	73.475
					7	5	8	8	8	8	5					9.1	9.2	6.30	9.780	-0.2→34.180	
9.	STIMSON	Tyga	PCYC Redcliffe	2008	3	4	4	3	3	6	6	6	4	4	6	15.1		9.40	14.475	38.975	71.765
					7	4	4	5	6	8	6					10.0	7.0	6.00	9.790	32.790	



					S1	S2	S3	S4	S5	S6	S7	S8	S9	S10	L	E	D	HD	ToF	Total	Score
10.	LEFFLER	Emerson	 Cheltenham Youth Club	2008	3 6	6 6	4 6	4 6	4 8	4	4	2	3	4	2	16.0 6.8		9.00 4.60	14.835 7.400	39.835 25.300	65.135
11.	ZALA	Rory	 Canberra Trampoline Gymnastics Club	2007	6 6	6 8	6 8	6 8	6	5	6	6	4	6	4	13.9 5.0		9.40 3.80	13.795 5.360	37.095 18.160	55.255
12.	DONALD	Harry	 Kingborough Gymsports	2008	3 8	4	4	7	6	4	6	5	5	5	20	13.1 1.2		8.90 1.3	13.805 1.380	35.805 4.680	40.485
12.	PRYCE	Jaeger	 Christchurch School of Gymnastics		8 6	8 7	7 7	8 8								4.9 5.2		3.70 3.80	5.410 5.455	14.010 18.355	32.365
13.	CAPOGRECO	Zac	 GSA Jets	2007																DNS DNS	0
13.	EBBSTEIN	Charlie	 Redland City Gymsports	2008																DNS DNS	0

