



AUS National Clubs 2023 Gold Coast Sports and Leisure Centre, 16-19th September
Double mini-trampoline – Junior U17 DMT Male – Final 2

				S1	S2	L	E	D	Total	Score	
1.	WILCOX	Rohan	 Kingborough Gymsports	2007	6	6	0	18.8	9.0	27.800	27.800
2.	DIAZ BALLAS	Nicolas	 Sydney Gymnastics Centre	2007	6	4	0	19.0	6.8	-0.6→25.200	25.200
3.	LEFFLER	Emerson	 Cheltenham Youth Club	2008	5	3	2	19.0	5.6	-0.2→24.400	24.400
4.	BATTY	Brock	 Cheltenham Youth Club	2007						0	0














AUS National Clubs 2023 Gold Coast Sports and Leisure Centre, 16-19th September
Double mini-trampoline – Junior U17 DMT Male – Final 1

				S1	S2	L	E	D	Total	Score	
1.	WILCOX	Rohan	 Kingborough Gymsports	2007	6	7	0	18.7	8.6	-0.6→26.700	26.700
2.	DIAZ BALLAS	Nicolas	 Sydney Gymnastics Centre	2007	2	4	0	19.4	7.2		26.600
3.	LEFFLER	Emerson	 Cheltenham Youth Club	2008	4	6	2	18.8	6.8		25.600
4.	BATTY	Brock	 Cheltenham Youth Club	2007	4	3	2	19.1	6.8	-0.6→25.300	25.300
5.	NARDELLO	Loki	 Robertson Gymnastics	2007	7	6	2	18.5	6.8	-0.6→24.700	24.700
6.	CAPP	Alexander	 Skybound Gymnastics	2007	6	7	2	18.5	5.2		23.700
7.	MORALES	Trey	 Redland City Gymsports	2007	7	6	2	18.5	4.8		23.300
8.	STIMSON	Tyga	 PCYC Redcliffe	2008	7	4	0	18.9	4.8	-0.6→23.100	23.100











AUS National Clubs 2023 Gold Coast Sports and Leisure Centre, 16-19th September
Double mini-trampoline – Junior U17 DMT Male – Qualification

					S1	S2	L	E	D	Total	Score
1.	WILCOX	Rohan	 Kingborough Gymsports	2007	6	8	4	18.2	8.4	26.600	53.000
					6	8	2	18.4	8.2	-0.2→26.400	
2.	DIAZ BALLAS	Nicolas	 Sydney Gymnastics Centre	2007	4	5	2	18.9	7.2	-0.6→25.500	51.000
					7	6	0	18.7	6.8	25.500	
3.	NARDELLO	Loki	 Robertson Gymnastics	2007	4	6	0	19.0	6.0	-0.6→24.400	48.200
					5	7	0	18.8	6.0	-1.0→23.800	
4.	LEFFLER	Emerson	 Cheltenham Youth Club	2008	4	9	20	16.7	6.8	-0.6→22.900	47.600
					4	3	2	19.1	5.6	24.700	
5.	MORALES	Trey	 Redland City Gymsports	2007	7	5	0	18.8	5.2	24.000	46.600
					6	8	2	18.4	4.8	-0.6→22.600	
6.	BATTY	Brock	 Cheltenham Youth Club	2007	2			17.8	4.0	21.800	46.400
					4	4	0	19.2	6.0	-0.6→24.600	
7.	STIMSON	Tyga	 PCYC Redcliffe	2008	8	6	0	18.6	4.8	-0.6→22.800	46.000
					6	8	2	18.4	4.8	23.200	
8.	CAPP	Alexander	 Skybound Gymnastics	2007	6	7	2	18.5	4.8	-0.6→22.700	45.500
					8	8	6	17.8	5.6	-0.6→22.800	
9.	PRYCE	Jaeger	 Christchurch School of Gymnastics		6	8	2	18.4	3.4	-0.6→21.200	40.500
					9			17.1	2.4	-0.2→19.300	



					S1	S2	L	E	D	Total	Score
9.	ZALA	Rory	 Canberra Trampoline Gymnastics Club	2007	7	10	0	18.3	3.0	-0.6→20.700	39.300
					6			17.4	1.2	18.600	
10.	BLENCH	Joshua	 Kachan School of Tumbling & Performance	2001						0	25.600
					4	6	2	18.8	7.4	-0.6→25.600	
11.	DONALD	Harry	 Kingborough Gymsports	2008						0	23.400
					6	4	2	18.8	4.8	-0.2→23.400	
12.	BARTON	Isaac	 Sydney Gymnastics Centre	2007						DNS	0
										DNS	
12.	EBBSTEIN	Charlie	 Redland City Gymsports	2008						DNS	0
										DNS	
12.	MANN-SEGAL	James	 Cheltenham Youth Club	2008						DNS	0
										DNS	

