



















AUS National Clubs 2019 Gold Coast, 12-14 Sep 2019
Individual trampoline – Junior U22 TRP Male – Final

					S1	S2	S3	S4	S5	S6	S7	S8	S9	S10	L	E	D	H	Time	Total	Score
1.	PATRICK	Schluter	Kingborough Gymsports	2002	6	4	4	5	4	6	6	5	5	3	4	14.8	12.7	9.70	15.710	52.910	52.910
2.	BRENDAN	Carroll	Sydney Gymnastics Centre	1999	6	6	6	7	6	7	6	7	8	6	0	13.5	12.7	9.20	14.530	49.930	49.930
3.	CALLUM	Evans	Cheltenham Youth Club	2002	6	6	6	4	7	6	6	8	8	6	5	13.2	12.3	9.10	15.170	49.770	49.770
4.	NATHANIEL	Suidgeest	PCYC Launceston Gym Club	1998	1	3	6	6	6	7	8	10				11.3	9.5	7.00	12.450	40.250	40.250
5.	ALEX	Luyckx	Cheltenham Youth Club	2002	4	3	5	6								6.2	5.8	3.70	6.340	22.040	22.040
6.	MATTHEW	French	Kingborough Gymsports	2000	5	4	4	8								5.9	5.1	3.50	6.550	21.050	21.050
7.	EDDY	Rand	Kingborough Gymsports	2000	6	6										2.8	2.9	1.80	3.255	-0.4 → 10.355	10.355
8.	LLEYTON	Pagett	Sydney Gymnastics Centre	2000	6											1.4	1.8	0.80	1.615	5.615	5.615

Generated by sporttech.io official scoring system at Aug 27, 2019 2:11:20 PM. Live results at www.sporttech.io/explore.



					S1	S2	S3	S4	S5	S6	S7	S8	S9	S10	L	E	D	H	Time	Total	Score
1.	ALEX	Luyckx	 Cheltenham Youth Club	2002	2	0	2	4	2	3	4	4	6	6	2	16.5	2.7	9.20	16.165	44.565	98.660
					4	4	6	4	5	4	5	4	5	4	0	15.5	13.5	9.50	15.595	54.095	
2.	PATRICK	Schluter	 Kingborough Gymsports	2002	3	2	3	3	3	3	3	3	4	5	2	16.6	2.7	9.10	17.130	45.530	98.310
					5	5	4	6	6	7	6	4	5	3	2	14.7	12.5	9.60	15.980	52.780	
3.	CALLUM	Evans	 Cheltenham Youth Club	2002	0	1	1	0	3	2	3	2	2	6	2	17.8	2.9	9.60	16.060	46.360	98.215
					4	5	6	4	6	2	4	7	6	8	1	14.7	12.7	9.20	15.255	51.855	
4.	MATTHEW	French	 Kingborough Gymsports	2000	4	2	2	2	2	2	2	2	2	3	0	17.7	3.3	9.70	16.110	46.810	96.785
					7	6	5	5	6	6	6	4	6	4	3	14.2	11.7	9.20	15.075	-0.2	
																				→	
																					49.975
5.	LLEYTON	Pagett	 Sydney Gymnastics Centre	2000	2	0	3	1	3	2	2	0	4	3	2	17.8	2.9	9.70	15.380	45.780	96.430
					7	6	6	5	5	6	7	7	8	5	4	13.4	13.8	9.00	14.450	50.650	
6.	EDDY	Rand	 Kingborough Gymsports	2000	6	3	2	5	5	3	2	2	4	6	2	16.0	3.1	9.30	15.650	44.050	94.655
					5	4	7	6	6	4	6	7	4	6	4	14.1	12.4	9.20	14.905	50.605	
7.	NATHANIEL	Suidgeest	 PCYC Launceston Gym Club	1998	4	4	6	4	4	4	5	4	3	6	0	15.6	3.0	9.10	15.895	43.595	93.275
					5	4	6	6	7	6	6	8	6	8	10	12.8	12.2	9.50	15.180	49.680	
8.	BRENDAN	Carroll	 Sydney Gymnastics Centre	1999	2	2	3	4	3	6	4	6	6	4	1	15.9	2.7	9.30	15.180	43.080	91.925
					7	7	8	6	6	7	6	6	5	5	0	13.7	12.0	8.90	14.245	48.845	
9.	THOMAS	Clough	 Robertson Gymnastics	1998	6	4	4	4	6	5	6	8	8	7	2	14.0	3.0	8.90	15.045	40.945	90.440
					6	6	8	8	8	8	6	8	8	8	4	12.2	13.5	8.90	14.895	49.495	
10.	ALEXANDER	Mitrovic	 Cheltenham Youth Club	2002	3	3	4	3	3	4	4	6	8	8	2	15.2	2.8	9.80	15.400	43.200	62.910
					7	8	6	6								5.3	5.0	3.40	6.010	19.710	
11.	JUSTIN	Fokes	 Sydney Gymnastics Centre	2000	2	1	3	1	2	1	0	4	4	4	0	17.8	2.9	9.60	15.860	46.160	57.185
					5	4										3.1	2.9	1.80	3.225	11.025	
12.	LACHLAN	Shellabear	 Peak Trampoline	2000	2	2	2	1	5	3	3	5	4	4	1	16.8	2.1	9.70	15.585	44.185	55.235
					3	3										3.4	2.5	2.00	3.150	11.050	
13.	JAKE	Marinov	 Omega Trampoline Sports Club	2000	3											1.7	1.5	1.00	1.650	5.850	53.165
					6	6	6	8	8	6	6	6	6	4	0	13.8	9.8	9.10	14.615	47.315	
14.	RAFFAEL	Wullschlegler	 Robertson Gymnastics	1999	6	5	3	4	4	3	4	4	6	7	3	15.1	3.3	9.40	15.695	43.495	49.150
					5											1.5	1.5	1.00	1.655	5.655	
15.	AVI	Margolis	 High Flyers Trampoline & Gymnastics Academy	2002	1	0	4	2	2	2	5	4	5			15.5	1.3	8.10	15.235	40.135	46.110
					4											1.6	1.7	0.90	1.775	5.975	
16.	JAI	Starrett	 Eastlake Trampoline Sports	2001																	DNS
																					DNS

Generated by sporttech.io official scoring system at **Sep 5, 2019 12:34:37 AM**. Live results at www.sporttech.io/explore.



